

commercial



Contents

Index

01

INTRODUCTION

14

PRODUCT INDEX

17

INDEX ALPHABETICAL ORDER

18

NEW PRODUCTS

21

















PRODUCTS

- 21. continuous rows
- 107. suspended/ceiling
- 143. recessed
- 159. downlight
- 209. track systems
- 219. spotlight
- 243. low voltage
- 265. wall/floor
- 285. industrial ip
- 307. medica
- 319. emergency
- 323. outdoor ip








381

LIGHT MANAGEMENT






CONTINUOUS ROWS

-  22 ALPHA
ID 87
-  28 TWOS
ID 54
-  40 ETER
ID 62
-  44 ARKEON 2.0
ID 46
-  53 BRIGHT
ID 80
-  58 GROOVE
ID 43
-  65 PHORMA
ID 89
-  72 SEMPLICE LED
ID 67
-  75 DIAMANTE
ID 82
-  78 ENDO
ID 55
-  87 ENDO DISPLAY
ID 55
-  92 PROFREEL
ID 83
-  96 FLEX STRIP LED
ID 83
-  100 WAVE DISPLAY
ID 85
-  102 OVVIO DISPLAY LED
ID 40
-  104 GROOVE DISPLAY
ID 43















SUSPENDED CEILING

-  108 ONE RING
ID 17
-  114 BEN
ID 10
-  122 PIPE LINE
ID 86
-  127 STICK 2.0
ID 08
-  130 WAVE
ID 85
-  132 DIMPLES
ID 48
-  139 LITE
ID 47



RECESSED

-  144 ABSENT ESSENTIAL
ID 41
-  146 LITE
ID 47
-  149 DIMPLES
ID 48
-  151 FLIP
ID 42
-  155 BEN
ID 10

DOWNLIGHT










































-  160 MAKE
ID 39
-  169 MAKE Q
ID 39
-  174 MAKE R
ID 39
-  178 TERES MICRO ZOOM RECESSED
ID 14
-  181 HALL LED DEEP
ID 38
-  183 CUBE MINI
ID 49
-  186 BOX LED
ID 44
-  189 HALL LED PRO
ID 38
-  192 HALL LED ESSENTIAL
ID 38
-  194 OTELLO LED
ID 45
-  197 NEXT
ID 50
-  199 HALL LED CEILING EVO
ID 28
-  203 HALL LED CEILING PRO
ID 28
-  206 HALL LED ESSENTIAL CEILING
ID 28

TRACK SYSTEMS

-  210 EUROSTANDARD TRACK
ID 15
-  216 LV TRACK
ID 15

SPOTLIGHT

-  220 TERES PRO
ID 14
-  224 TERES
ID 14
-  231 TERES EXTE
ID 14
-  236 QI
ID 19

LOW VOLTAGE	WALL FLOOR	INDUSTRIAL IP	MEDICAL	EMERGENCY	OUTDOOR IP
 244 GHOSTFEED 2.0 ID 15	 266 TOIK ID 56	 286 ERGO ID 02	 308 ISIB LED IP64 ID 34	 320 REM TRACK ID 13	 324 MOON ID 51
 248 NEXT DK LV ID 50	 268 MONOD ID 53	 289 ERGO ESSENTIAL ID 02	 310 ISI LED IP65 ID 31	 320 REM CEILING EVO ID 13	 327 BEN IP54 ID 10
 250 BEN LV ID 10	 275 UPLIK ID 76	 292 LINEA IP54 ID 12	 312 ISI LED IP65 ID 31	 320 REM RECESSED ID 13	 330 HALL LED IP67 ID 38
 252 TERES LV ID 14	 282 ARKEON WALL ID 46	 295 PCM EVO ID 03	 314 ARKEON MED ID 46		 334 HALL LED IP66 ID 38
 255 LUDO SPOT ID 20		 297 STILLA ID 05			 338 HALL LED GROUND ID 38
 257 LUDO LINEAR 2.0 ID 20		 301 GROOVE IP54 ID 43			 343 WALKABOUT ID 93
 259 LUDO LINEAR DK ID 20		 304 GROOVE DISPLAY IP54 ID 43			 348 KERI ID 60
 261 JOOLS LV ID 11					 353 HALL LED CEILING IP65 ID 28
 263 STYLO LV ID 88					 356 TERES IP66 ID 14
					 359 CLOU ID 59
					 364 GLEIS ID 61
					 367 NOBIS ID 90
					 372 SCOUT ID 91
					 375 MAGIS FLOOD ID 92

Products

Index

Products

Index

ALPHABETICAL ORDER

A

ABSENT ESSENTIAL	144
ALPHA	22
ARKEON 2.0	44
ARKEON MED	314
ARKEON WALL	282

B

BEN	114-155
BEN IP54	327
BEN LV	250
BOX LED	186
BRIGHT	53

C

CLOU	359
CUBE MINI	183

D

DIAMANTE	75
DIMPLES	132-149

E

ENDO	78
ENDO DISPLAY	87
ERGO	286
ERGO ESSENTIAL	289
ETER	40
EUROSTANDARD TRACK	210

F

FLEX STRIP LED	96
FLIP	151

G

GHOSTFEED 2.0	244
GLEIS	364
GROOVE	58
GROOVE DISPLAY	104
GROOVE DISPLAY IP54	304
GROOVE IP54	301

H

HALL LED CEILING EVO	199
HALL LED CEILING IP65	353
HALL LED CEILING PRO	203
HALL LED DEEP	181
HALL LED ESSENTIAL	192
HALL LED ESSENTIAL CEILING	206
HALL LED GROUND	338
HALL LED IP66	334
HALL LED IP67	330
HALL LED PRO	189

I

ISI LED IP55	310
ISI LED IP65	312
ISIB LED IP54	308

J

JOOLS LV	261
----------	-----

K

KERÌ	348
------	-----

L

LINEA IP54	292
LITE	139-146
LUDO LINEAR 2.0	257
LUDO LINEAR DK	259
LUDO SPOT	255
LV TRACK	216

M

MAGIS FLOOD	375
MAKE	160
MAKE Q	169
MAKE R	174
MONOD	268
MOON	324

N

NEXT	197
NEXT DK LV	248
NOBIS	367

O

ONE RING	108
OTELLO LED	194
OVVIO DISPLAY LED	102

P

PCM EVO	295
PHORMA	65
PIPE LINE	122
PROFREEL	92

Q

QI	236
----	-----

R

REM	320
-----	-----

S

SCOUT	372
SEMPLICE LED	72
STICK 2.0	127
STILLA	297
STYLO LV	263

T

TERES	224
TERES EXTE	231
TERES IP66	356
TERES LV	252
TERES MICRO ZOOM RECESSED	178
TERES PRO	220
TOIK	266
TWOS	28

U

UPLIK	275
-------	-----

W

WALKABOUT	343
WAVE	130
WAVE DISPLAY	100



ALPHA

ID 87

- CONTINUOUS ROWS
- PAG 22



TWOS

ID 54


- CONTINUOUS ROWS
- PAG 28



TERES PRO

ID 14

- SPOTLIGHT
- PAG 220




TERES PRO ART

ID 14

- SPOTLIGHT
- PAG 220


New
Products



STICK 2.0

ID 08


- SUSPENDE/CEILING
- PAG 127



ENDO DISPLAY

ID 55

- CONTINUOUS ROWS
- PAG 87



HALL LED CEILING PRO

ID 28

- DOWNLIGHT
- PAG 203



CLOU

ID 59

- OUTDOOR IP
- PAG 359



HALL LED IP67

ID 38

- OUTDOOR IP
- PAG 330



















KERÌ

ID 60

- OUTDOOR IP
- PAG 348

CONTINUOUS ROWS

ALPHA	22	ID 87	
TWOS	28	ID 54	
ETER	40	ID 62	
ARKEON 2.0	44	ID 46	
BRIGHT	53	ID 80	
GROOVE	58	ID 43	
PHORMA	65	ID 89	
SEMPlice LED	72	ID 67	
DIAMANTE	75	ID 82	
ENDO	78	ID 55	
ENDO DISPLAY	87	ID 55	
PROFREEL	92	ID 83	
FLEX STRIP LED	96	ID 83	
WAVE DISPLAY	100	ID 85	
OVVIO DISPLAY LED	102	ID 40	
GROOVE DISPLAY	104	ID 43	

ALPHA is the innovative single or double emission solution for office lighting and professional areas. It stands out for the **striking and original trapezoidal design aluminum body**, that is able to enrich any environment, but also for an advanced and versatile technical section it's suitable to satisfy different design needs. The **Vertical Lens version**, based on a latest generation optical refraction system with an elegant and discreet diffusion of light, is also available in the **Plus version with UGR<16** controlled emission, thanks to polycarbonate lenses and transversal plates that prevent glare from any angle ensuring maximum visual comfort. The **Soft Emission version is available with UGR<22 optic**, ideal for crossing area and corridors, and with also the 15°-24°-36°-50° optic reflector **Spot module for accent light**, which can be integrated into a modular system.

☑ Features

- Direct emission
- Direct/indirect emission
- UGR<16; <19; <22
- IP 40

💡 Led

- 3000K/4000K
- >125 lm/W
- CRI>90
- Eye safety: RG0/RG1
- Mac Adams 3
- L80/B10 >70.000h

🕒 Specifications

- Built-in driver
- Double emission direct/indirect
- Vertical lens UGR<19
- Vertical lens plus UGR<16
- Satin diffuser UGR<22
- SPOT module with adjustable beam lens of 10° to 40°

☐ Body

- Aluminum with epoxy powder coating

🎨 Colors

- White RAL 9003 - code B
- Black RAL 9005 - code C8


★ Certifications

- CE Conformity
- Energy efficiency C
- 5 years warranty

📄 On request

- DALI - code D*
- Bluetooth - code BT*
- Emergency 1 hr - code EM*
- Emergency 3 hrs - code EM3H*
- 2700K - code K27*
- 6500K - code K65*
- Human Centric Lighting*

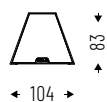
* Where available





ALPHA VERTICAL LENS

PC lens for refracted emission UGR<19.



UGR<19

IP 40



End caps not included.

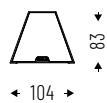
Cod. 4000K	Led	lm	Lmm
87VL28K4	28W	3007	1128
87VL40K4	40W	4511	1692
87VL51K4	51W	6014	2256
87VL62K4	62W	7518	2820

Cod. 3000K	Led	lm	Lmm
87VL28K3	28W	2734	1128
87VL40K3	40W	4101	1692
87VL51K3	51W	5468	2256
87VL62K3	62W	6835	2820

ALPHA VERTICAL LENS DOUBLE EMISSION

PC lens for refracted emission UGR<19.

Indirect emission with PMMA diffuser.



UGR<19

IP 40



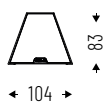
End caps not included.

Cod. 4000K	Led	lm	Lmm
87DI40VLK4	28+12W	4459	1128
87DI58VLK4	40+18W	6689	1692
87DI81VLK4	51+30W	9645	2256
87DI104VLK4	62+42W	12600	2820

Cod. 3000K	Led	lm	Lmm
87DI40VLK3	28+12W	4054	1128
87DI58VLK3	40+18W	6081	1692
87DI81VLK3	51+30W	8768	2256
87DI104VLK3	62+42W	11455	2820

ALPHA VERTICAL LENS PLUS

PC lens for refracted emission UGR<16 with transversal blades for high glare control.



UGR<16

IP 40



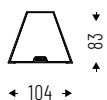
End caps not included.

Cod. 4000K	Led	lm	Lmm
87VLP28K4	28W	2405	1128
87VLP40K4	40W	3608	1692
87VLP51K4	51W	4811	2256
87VLP62K4	62W	6014	2820

Cod. 3000K	Led	lm	Lmm
87VLP28K3	28W	2187	1128
87VLP40K3	40W	3280	1692
87VLP51K3	51W	4374	2256
87VLP62K3	62W	5468	2820

ALPHA VERTICAL LENS PLUS DOUBLE EMISSION

PC lens for refracted emission UGR<16 with transversal elements for high glare control. Indirect emission with PMMA diffuser.



UGR<16

IP 40



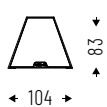
End caps not included.

Cod. 4000K	Led	lm	Lmm
87DI40VLPK4	28+12W	3857	1128
87DI58VLPK4	40+18W	5786	1692
87DI81VLPK4	51+30W	8441	2256
87DI104VLPK4	62+42W	12600	2820

Cod. 3000K	Led	lm	Lmm
87DI40VLPK3	28+12W	3507	1128
87DI58VLPK3	40+18W	5260	1692
87DI81VLPK3	51+30W	7674	2256
87DI104VLPK3	62+42W	10088	2820

ALPHA PG

PMMA frosted diffuser UGR<22.



IP 40



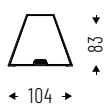
End caps not included.

Cod. 4000K	Led	lm	Lmm
87PG37K4	37W	3550	1128
87PG56K4	56W	5325	1692
87PG75K4	75W	7100	2256
87PG93K4	93W	8875	2820

Cod. 3000K	Led	lm	Lmm
87PG37K3	37W	3195	1128
87PG56K3	56W	4792	1692
87PG75K3	75W	6390	2256
87PG93K3	93W	7987	2820

ALPHA PG DOUBLE EMISSION

PMMA frosted diffuser both for direct and indirect emission.



IP 40



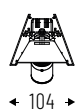
End caps not included.

Cod. 4000K	Led	lm	Lmm
87DI47PGK4	37+10W	4750	1128
87DI86PGK4	56+30W	8925	1692
87DI125PGK4	75+50W	13100	2256
87DI163PGK4	93+70W	17275	2820

Cod. 3000K	Led	lm	Lmm
87DI47PGK3	37+10W	4395	1128
87DI86PGK3	56+30W	8092	1692
87DI125PGK3	75+50W	11890	2256
87DI163PGK3	93+70W	15687	2820

ALPHA SPOT 1x

Spot module with PC lens 15°-24°-36°-50°.



IP 40

Cod. 4000K	Led	lm	Lmm
87AA6K415	6W 15°	700	150
87AA6K424	6W 24°	700	150
87AA6K436	6W 36°	700	150
87AA6K450	6W 50°	700	150

Cod. 3000K	Led	lm	Lmm
87AA6K315	6W 15°	623	150
87AA6K324	6W 24°	623	150
87AA6K336	6W 36°	623	150
87AA6K350	6W 50°	623	150

ACCESSORIES



Adjustable suspension cable.
Length 1500mm/3000mm.

87AA13
87AA1330



3-5-7-10 powered supply box.
Cable length 2000mm.

00AA16
00AA165P
00AA167P
00AA1610P



End caps kit.

87AA09



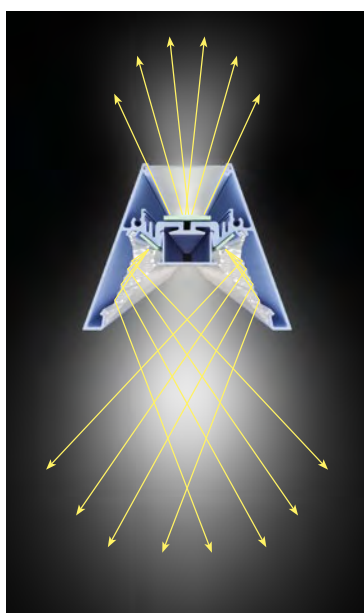
Linear joint.

87AA11


TECHNICAL NOTES

In the **Vertical Lens** version, the light source is not directly visible, the emission is **refracted** through an **optical lens system** that allows the light to be spread and directed in a precise and homogeneous way.

In the **Soft Emission** version, the light source is instead **shade by an internal diffuser** that guarantees, directly and indirectly, a softer and more diffused emission.



Vertical Lens UGR<19



Soft Emission UGR<22

Minimalism, efficiency, clean lines melt in a complete range of solutions. These are the characteristics of **TWOS**, the new Esse-Ci profile that **reconsiders the classic and timeless lighting profile** multiplying the creative possibilities. TWOS is available in four different versions – with **microcells, diffusers, downlight or 48V integrated track** – to meet any project needs, thanks to the creative junction, the accessory that allows the connection of 2 or more bodies at different angles. Moreover, selecting **TWOS COMBO** it's **possible to integrate the different lighting supports into a single body** to create even more original, particular and refined visible effects.

☑ Features

- Direct emission
- Direct/indirect emission
- UGR<16; <19; <22
- IP 40

💡 Led

- 3000K/4000K
- >125 lm/W
- CRI>90
- Eye safety: RG0/RG1
- Mac Adams 3
- L80/B10 >60.000h

🕒 Specifications

- Built-in driver
- CLD technology (UGR<16) for environments with display screen equipment
- Satin diffuser UGR<22
- Polycarbonate lenses
- High Contrast optic
- Continuous indirect emission
- SPOT module with adjustable beam lens of 10° to 40°
- Downlight module
- 48V track module
- PMMA lenses

☐ Body

- Aluminum with epoxy powder coating

🎨 Colors

- White RAL 9003 - code B
- Black RAL 9005 - code C8

🌟 Certifications


- CE Conformity
- Energy efficiency C
- 5 years warranty

📄 On request

- DALI - code D*
- Bluetooth - code BT*
- Emergency 1 hr - code EM*
- Emergency 3 hrs - code EM3H*
- 2700K - code K27*
- 6500K - code K65*
- Human Centric Lighting*

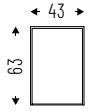
* Where available





TWOS DK

Micro cell optic for UGR<16.



IP 40

End caps not included.



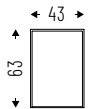
Cod. 4000K	Led	lm	Lmm
54DK24K4	24W 60°	2790	1121
54DK30K4	30W 60°	3486	1401
54DK36K4	36W 60°	4182	1681
54DK42K4	42W 60°	4878	1961
54DK48K4	48W 60°	5573	2241
54DK60K4	60W 60°	6965	2801

Cod. 3000K	Led	lm	Lmm
54DK24K3	24W 60°	2654	1121
54DK30K3	30W 60°	3316	1401
54DK36K3	36W 60°	3978	1681
54DK42K3	42W 60°	4641	1961
54DK48K3	48W 60°	5304	2241
54DK60K3	60W 60°	6628	2801

TWOS DK DOUBLE EMISSION

Micro cell optic for UGR<16.

Indirect emission with PMMA frosted diffuser.



IP 40

End caps not included.


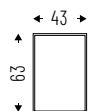


Cod. 4000K	Led	lm	Lmm
54DI36DKK4	24+12W	4460	1121
54DI46DKK4	30+16W	5472	1401
54DI56DKK4	36+20W	6665	1681
54DI66DKK4	42+24W	7858	1961
54DI76DKK4	48+28W	9049	2241
54DI96DKK4	60+36W	11435	2801

Cod. 3000K	Led	lm	Lmm
54DI36DKK3	24+12W	4059	1121
54DI46DKK3	30+16W	5189	1401
54DI56DKK3	36+20W	6319	1681
54DI66DKK3	42+24W	7451	1961
54DI76DKK3	48+28W	8582	2241
54DI96DKK3	60+36W	10843	2801

TWOS CLD

PMMA transparent diffuser with CLD film for UGR<19.



UGR<19

IP 40

End caps not included.

LOW POWER VERSION (20 W/m)

Cod. 4000K	Led	lm	Lmm
54CLD24K4	24W	2966	1121
54CLD30K4	30W	3707	1401
54CLD36K4	36W	4448	1681
54CLD42K4	42W	5188	1961
54CLD48K4	48W	5928	2241
54CLD60K4	60W	7405	2801

LOW POWER VERSION (20 W/m)

Cod. 3000K	Led	lm	Lmm
54CLD24K3	24W	2877	1121
54CLD30K3	30W	3595	1401
54CLD36K3	36W	4314	1681
54CLD42K3	42W	5032	1961
54CLD48K3	48W	5749	2241
54CLD60K3	60W	7182	2801

HIGH POWER VERSION (40 W/m)

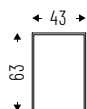
Cod. 4000K	Led	lm	Lmm
54CLD48K4HP	48W	5418	1121
54CLD60K4HP	60W	6722	1401
54CLD72K4HP	72W	8127	1681
54CLD84K4HP	84W	9480	1961
54CLD96K4HP	96W	10831	2241
54CLD120K4HP	120W	13538	2801

HIGH POWER VERSION (40 W/m)

Cod. 3000K	Led	lm	Lmm
54CLD48K3HP	48W	5255	1121
54CLD60K3HP	60W	6520	1401
54CLD72K3HP	72W	7883	1681
54CLD84K3HP	84W	9195	1961
54CLD96K3HP	96W	10505	2241
54CLD120K3HP	120W	13128	2801

TWOS CLD DOUBLE EMISSION

PMMA transparent diffuser with CLD film for UGR<19.
Indirect emission with PMMA frosted diffuser.



UGR<19

IP 40

End caps not included.

LOW POWER VERSION (20 W/m)

Cod. 4000K	Led	lm	Lmm
54DI36CLDK4	24+12W	4451	1121
54DI46CLDK4	30+16W	5687	1401
54DI56CLDK4	36+20W	6923	1681
54DI66CLDK4	42+24W	8160	1961
54DI76CLDK4	48+28W	9396	2241
54DI96CLDK4	60+36W	11869	2801

LOW POWER VERSION (20 W/m)

Cod. 3000K	Led	lm	Lmm
54DI36CLDK3	24+12W	4277	1121
54DI46CLDK3	30+16W	5465	1401
54DI56CLDK3	36+20W	6653	1681
54DI66CLDK3	42+24W	7840	1961
54DI76CLDK3	48+28W	9029	2241
54DI96CLDK3	60+36W	11405	2801

HIGH POWER VERSION (40 W/m)

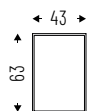
Cod. 4000K	Led	lm	Lmm
54DI60CLDK4HP	48+12W	6897	1121
54DI76CLDK4HP	60+16W	8736	1401
54DI92CLDK4HP	72+20W	10575	1681
54DI108CLDK4HP	84+24W	12414	1961
54DI124CLDK4HP	96+28W	14253	2241
54DI156CLDK4HP	120+36W	17932	2801

HIGH POWER VERSION (40 W/m)

Cod. 3000K	Led	lm	Lmm
54DI60CLDK3HP	48+12W	6648	1121
54DI76CLDK3HP	60+16W	8420	1401
54DI92CLDK3HP	72+20W	10193	1681
54DI108CLDK3HP	84+24W	11966	1961
54DI124CLDK3HP	96+28W	13739	2241
54DI156CLDK3HP	120+36W	17284	2801

TWOS PG

PMMA frosted diffuser UGR<22.



UGR<22

IP 40



End caps not included.

LOW POWER VERSION (20 W/m)

Cod. 4000K	Led	lm	Lmm
54PG24K4	24W	2912	1121
54PG30K4	30W	3640	1401
54PG36K4	36W	4367	1681
54PG42K4	42W	5095	1961
54PG48K4	48W	5819	2241
54PG60K4	60W	7273	2801

LOW POWER VERSION (20 W/m)

Cod. 3000K	Led	lm	Lmm
54PG24K3	24W	2824	1121
54PG30K3	30W	3530	1401
54PG36K3	36W	4235	1681
54PG42K3	42W	4940	1961
54PG48K3	48W	5647	2241
54PG60K3	60W	7059	2801

HIGH POWER VERSION (40 W/m)

Cod. 4000K	Led	lm	Lmm
54PG48K4HP	48W	5379	1121
54PG60K4HP	60W	6723	1401
54PG72K4HP	72W	8068	1681
54PG84K4HP	84W	9413	1961
54PG96K4HP	96W	10757	2241
54PG120K4HP	120W	13447	2801

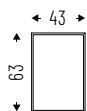

HIGH POWER VERSION (40 W/m)

Cod. 3000K	Led	lm	Lmm
54PG48K3HP	48W	5217	1121
54PG60K3HP	60W	6521	1401
54PG72K3HP	72W	7824	1681
54PG84K3HP	84W	9129	1961
54PG96K3HP	96W	10433	2241
54PG120K3HP	120W	13041	2801

TWOS PG DOUBLE EMISSION

PMMA frosted diffuser UGR<22.

Indirect emission with PMMA frosted diffuser.



IP 40

End caps not included.

LOW POWER VERSION (20 W/m)

Cod. 4000K	Led	lm	Lmm
54DI36PGK4	24+12W	4398	1121
54DI46PGK4	30+16W	5619	1401
54DI56PGK4	36+20W	6840	1681
54DI66PGK4	42+24W	8062	1961
54DI76PGK4	48+28W	9284	2241
54DI96PGK4	60+36W	11727	2801

LOW POWER VERSION (20 W/m)

Cod. 3000K	Led	lm	Lmm
54DI36PGK3	24+12W	4225	1121
54DI46PGK3	30+16W	5398	1401
54DI56PGK3	36+20W	6527	1681
54DI66PGK3	42+24W	7745	1961
54DI76PGK3	48+28W	8919	2241
54DI96PGK3	60+36W	11266	2801

HIGH POWER VERSION (40 W/m)


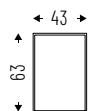
Cod. 4000K	Led	lm	Lmm
54DI60PGK4HP	48+12W	6786	1121
54DI76PGK4HP	60+16W	8595	1401
54DI92PGK4HP	72+20W	10405	1681
54DI108PGK4HP	84+24W	12214	1961
54DI124PGK4HP	96+28W	14024	2241
54DI156PGK4HP	120+36W	17643	2801

HIGH POWER VERSION (40 W/m)

Cod. 3000K	Led	lm	Lmm
54DI60PGK3HP	48+12W	6538	1121
54DI76PGK3HP	60+16W	8281	1401
54DI92PGK3HP	72+20W	10024	1681
54DI108PGK3HP	84+24W	11767	1961
54DI124PGK3HP	96+28W	13511	2241
54DI156PGK3HP	120+36W	16997	2801

TWOS PC 60°

PMMA lens 60° low glare.



UGR<19

IP 40



End caps not included.

HIGH POWER VERSION (40 W/m)


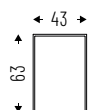
Cod. 4000K	Led	lm	Lmm
54PC44K460	44W	7060	1128
54PC66K460	66W	10560	1688
54PC88K460	88W	14080	2248
54PC110K460	110W	17600	2808

HIGH POWER VERSION (40 W/m)

Cod. 3000K	Led	lm	Lmm
54PC44K360	44W	6600	1128
54PC66K360	66W	9900	1688
54PC88K360	88W	13200	2248
54PC110K360	110W	16500	2808

TWOS PC 110°

PMMA lens 110° extra wide.



UGR<22

IP 40



End caps not included.

HIGH POWER VERSION (40 W/m)

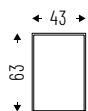
Cod. 4000K	Led	lm	Lmm
54PC44K4110	44W	7060	1128
54PC66K4110	66W	10560	1688
54PC88K4110	88W	14080	2248
54PC110K4110	110W	17600	2808

HIGH POWER VERSION (40 W/m)

Cod. 3000K	Led	lm	Lmm
54PC44K3110	44W	6600	1128
54PC66K3110	66W	9900	1688
54PC88K3110	88W	13200	2248
54PC110K3110	110W	16500	2808

TWOS PC ASYMMETRIC

PMMA lens single asymmetric Wall Washer.



UGR<22

IP 40



End caps not included.

HIGH POWER VERSION (40 W/m)

Cod. 4000K	Led	lm	Lmm
54AS44K4	44W	7060	1128
54AS66K4	66W	10560	1688
54AS88K4	88W	14080	2248
54AS110K4	110W	17600	2808

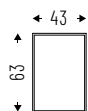
HIGH POWER VERSION (40 W/m)

Cod. 3000K	Led	lm	Lmm
54AS44K3	44W	6600	1128
54AS66K3	66W	9900	1688
54AS88K3	88W	13200	2248
54AS110K3	110W	16500	2808

TWOS DOWNLIGHT DOUBLE EMISSION

Downlight modules with PC lens 50°.

Indirect emission with PMMA frosted diffuser.



UGR<19

IP 40



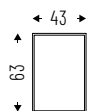
End caps not included.

Cod. 4000K	Led	lm	Lmm
54DI5X6I12K4	5x6W 50°+12W	3720	1121
54DI7X6I16K4	7x6W 50°+16W	4920	1401

Cod. 3000K	Led	lm	Lmm
54DI5X6I12K3	5x6W 50°+12W	3544	1121
54DI7X6I16K3	7x6W 50°+16W	4680	1401

TWOS LOW VOLTAGE TRACK MODULE WITH INDIRECT LIGHT

Element with built-in low voltage 48V track with transformer.
Indirect emission with PMMA frosted diffuser.



UGR<19

IP 40

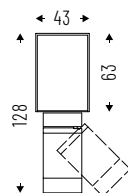
End caps not included.
Compatible with low voltage products from page 243

Cod. 4000K	Led	lm	Lmm
54DI1112LVK4	12W	720	1001
54DI2124LVK4	24W	1440	2001

Cod. 3000K	Led	lm	Lmm
54DI1112LVK3	12W	704	1001
54DI2124LVK3	24W	1408	2001

TWOS COMBO DK DOUBLE EMISSION+SPOT

Micro cell optik for UGR<16 and additional Spot lights.
Indirect emission with PMMA frosted diffuser.



UGR<16

IP 40

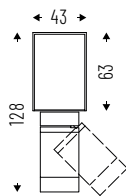
End caps not included.

Cod. 4000K	Led	lm	Lmm
54DI36DKS2X3K4	24+12W 60° +2x3W zoom	4460 +524	1241
54DI46DKS2X3K4	30+16W 60° +2x3W zoom	5472 +524	1521

Cod. 3000K	Led	lm	Lmm
54DI36DKS2X3K3	24+12W 60° +2x3W zoom	4059 +476	1241
54DI46DKS2X3K3	30+16W 60° +2x3W zoom	5189 +476	1521

TWOS COMBO PG DOUBLE EMISSION+SPOT

PMMA frosted diffuser UGR<22 and additional Spot lights. Indirect emission with PMMA frosted diffuser.



IP 40



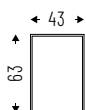
End caps not included.

Cod. 4000K	Led	lm	Lmm
54DI36PGS2X3K4	24+2W +2x3W zoom	4059 +476	1241
54DI46PGS2X3K4	30+16W +2x3W zoom	5189 +476	1521

Cod. 3000K	Led	lm	Lmm
54DI36PGS2X3K3	24+12W +2x3W zoom	4225 +476	1241
54DI46PGS2X3K3	30+16W +2x3W zoom	5398 +476	1521

TWOS PG DOUBLE EMISSION+DOWN LIGHTS

PMMA frosted diffuser UGR<22 and additional down lights. Indirect emission with PMMA frosted diffuser.



IP 40



End caps not included.

Cod. 4000K	Led	lm	Lmm
54DI36PGF2X6K4	24+12W +2x6W 50°	4398 +1200	1241
54DI46PGF2X6K4	30W+16W +2x6W 50°	5619 +1200	1521

Cod. 3000K	Led	lm	Lmm
54DI36PGF2X6K3	24W+12W +2x6W 50°	4225 +1136	1241
54DI46PGF2X6K3	30W+16W +2x6W 50°	5398 +1136	1521

ACCESSORIES



Adjustable suspension cable.
Length 1500mm/3000mm.

54AA13
54AA1330



3-5-7 powered supply box. Cable
length 2000mm.

00AA16
00AA165P
00AA167P



End caps kit.

54AA09



Linear joint.

54AA11



Two ways adjustable joints.

54AA05



Three ways adjustable joints.

54AA06



Four ways adjustable joints.

54AA07



Blind module.

54MC1000: 1000mm
54MC2000: 2000mm



CLD screen,
(collimated optics UGR<16)
1000mm/2000mm/
3000mm.

54CLD10000



PG screen,
(UGR<22) 1000mm/
2000mm/3000mm.

54PG10000

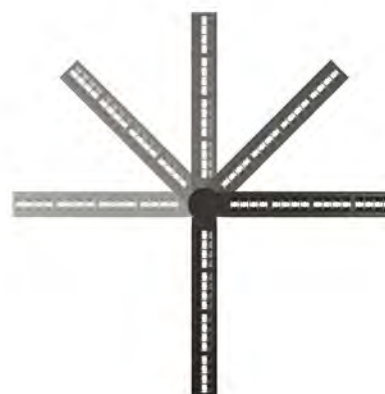


Brackets kit for
recessed installation.

54AA17

TECHNICAL NOTES

Creative junction is an accessory studied and designed to make freer and easier continuous line installation of TWOS profiles to create unexpected geometric light solutions. The two-way version **allows a 180° rotation** both an **electrical and mechanical connection**. The accessory is available in the three-way and four-way version too.



ETER is the new elegant full-light compact suspension. **A monolith that ensures a homogeneous direct and indirect emission** thanks to the sophisticated optical refraction system. The flux of the single light source is partialized by the internal diffuser, ensuring exceptional performance, great competitiveness and a specific attention towards energy saving. **ETER is available with PG optic**, perfect for common areas and passageways thanks to the diffused light and its refined design, while the **innovative version with CPL optic has a UGR<16** that satisfies the need for high visual comfort of office environment. Eter synthesizes top-level performance in an ethereal body with an extremely slim profile.

☑ Features

- Direct/indirect emission
- UGR<16; <22
- IP 40

💡 Led

- 3000K/4000K
- >140 lm/W
- CRI>90
- Eye safety: RG0/RG1
- Mac Adams 3
- L80/B10 >70.000h

🕒 Specifications

- Built-in driver
- CPL technology for UGR<16
- PG diffuser for homogeneous emission with UGR<22

📦 Body

- Aluminum with epoxy powder coating
- Antistatic methacrylate optics

🎨 Colors

- Matte white RAL 9003 - code B

★ Certifications

- CE Conformity
- RETILAP Conformity
- Energy efficiency D
- 5 years warranty

📦 On request

- DALI - code D
- Bluetooth - code BT*
- Emergency 1 hr - code EM
- Emergency 3 hrs - code EM3H*

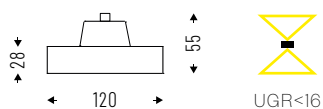
* Where available





ETER_CPL

Innovative CPL optics UGR<16. Double emission luminaire for direct/indirect light.



IP 40

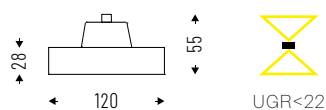


Cod. 4000K	Led	lm	Lmm
62CPL31K4	31W	3324	1419
62CPL62K4	62W	6283	1419
62CPL43K4	43W	4655	1979
62CPL86K4	86W	8796	1979
62CPL54K4	54W	5985	2539
62CPL110K4	110W	11310	2539
62CPL66K4	66W	7313	3099
62CPL135K4	135W	13823	3099

Cod. 3000K	Led	lm	Lmm
62CPL31K3	31W	3192	1419
62CPL62K3	62W	6032	1419
62CPL43K3	43W	4468	1979
62CPL86K3	86W	8444	1979
62CPL54K3	54W	5745	2539
62CPL110K3	110W	10857	2539
62CPL66K3	66W	7021	3099
62CPL135K3	135W	13270	3099

ETER_PG

Antistatic methacrylate diffuser UGR<22. Double emission luminaire for direct/indirect light.



IP 40



Cod. 4000K	Led	lm	Lmm
62PG31K4	31W	4936	1419
62PG62K4	62W	9329	1419
62PG43K4	43W	6910	1979
62PG86K4	86W	13061	1979
62PG54K4	54W	8885	2539
62PG110K4	110W	16792	2539
62PG66K4	66W	10859	3099
62PG135K4	135W	20524	3099

Cod. 3000K	Led	lm	Lmm
62PG31K3	31W	4739	1419
62PG62K3	62W	8956	1419
62PG43K3	43W	6634	1979
62PG86K3	86W	12538	1979
62PG54K3	54W	8529	2539
62PG110K3	110W	16121	2539
62PG66K3	66W	10425	3099
62PG135K3	135W	19703	3099

ACCESSORIES



3 poles ceiling powered supply box. Cable length 2000mm.

00AA16



5 poles ceiling powered supply box. Cable length 2000mm.

00AA165P



Spacers kit for ceiling mount (2 pieces).

62AA14



Linear joint.

62AA11



Single wire 1500mm/3000mm long adjustable suspension kit.

62AA13

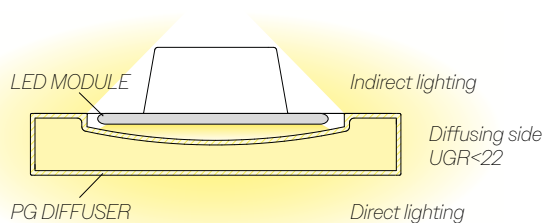
62AA1330

TECHNICAL NOTES

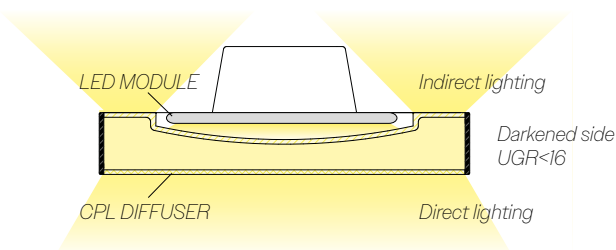
The double emission of **ETER is achieved through a single source**: this design allows to contain energy consumption and maintain luminous continuity. In the **PG version the side reflectors emit diffused light**, capable of illuminating the rooms in a homogeneous way.

In the **CPL version**, the innovative optics and darkened sides **concentrate the direct emission** making it **suitable for use with screen display**, while maintaining the **indirect component for ambient lighting**.

ETER PG



ETER CPL



ARKEON 2.0

ID 46

ARKEON 2.0 is the new profile developed by Esse-ci to be extremely flexible and high performing. **A linear design that integrates perfectly in any context** such as an office, showroom, a retail or hospitality space. Available with both **direct and direct/indirect emission**, it guarantees a seamless illumination, even for the indirect part. Different optics are available, such as the **new CLD collimated optics** and the **High Contrast optics** as well as the possibility of inserting **Spot modules** for accent lighting.

☑ Features

- Direct emission
- Direct/indirect emission
- UGR<16; <19; <22
- IP 40

💡 Led

- 3000K/4000K
- >125 lm/W
- CRI>90
- Eye safety: RG0/RG1
- Mac Adams 3
- L80/B20 >80.000h

🕒 Specifications

- Built-in driver
- Double emission direct/indirect
- CLD technology (UGR<16) for environments with display screen equipment
- Satin diffuser UGR<22
- Asymmetrical polycarbonate lens
- High Contrast optic
- Continuous indirect emission
- SPOT module with adjustable beam lens of 10° to 40°

📏 Body

- Aluminum with epoxy powder coating

🎨 Colors

- White RAL 9003 - code B
- Black RAL 9005 - code C8

🌟 Certifications

- CE Conformity
- RETILAP Conformity
- Energy efficiency C
- 5 years warranty

🔗 Related products

- Arkeon Wall (p. 282)
- Arkeon Med (p. 314)

📦 On request

- DALI - code D*
- Bluetooth - code BT*
- Emergency 1hr - code EM*
- Emergency 3hrs - code EM3H*
- 2700K - code K27*
- 6500K - code K65*
- Human Centric Lighting*


* Where available





ARKEON 2.0 CLD

Direct emission with CLD technology diffuser
(collimated diffuser UGR<16).



IP 40

End caps not included.

LOW POWER VERSION (20 W/m)

Cod. 4000K	Led	lm	Lmm
46DR23CLDK4	23W	2376	1128
46DR30CLDK4	30W	2970	1408
46DR36CLDK4	36W	3564	1688
46DR42CLDK4	42W	4158	1968
46DR47CLDK4	47W	4752	2248
46DR60CLDK4	60W	5940	2808
46DR66CLDK4	66W	6534	3088

LOW POWER VERSION (20 W/m)

Cod. 3000K	Led	lm	Lmm
46DR23CLDK3	23W	2280	1128
46DR30CLDK3	30W	2850	1408
46DR36CLDK3	36W	3420	1688
46DR42CLDK3	42W	3990	1968
46DR47CLDK3	47W	4560	2248
46DR60CLDK3	60W	5700	2808
46DR66CLDK3	66W	6270	3088

HIGH POWER VERSION (40 W/m)

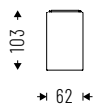

Cod. 4000K	Led	lm	Lmm
46DR48CLDK4HP	48W	4752	1128
46DR60CLDK4HP	60W	5940	1408
46DR72CLDK4HP	72W	7128	1688
46DR84CLDK4HP	84W	8316	1968
46DR96CLDK4HP	96W	9504	2248
46DR120CLDK4HP	120W	11880	2808
46DR132CLDK4HP	132W	13068	3088

HIGH POWER VERSION (40 W/m)

Cod. 3000K	Led	lm	Lmm
46DR48CLDK3HP	48W	4560	1128
46DR60CLDK3HP	60W	5700	1408
46DR72CLDK3HP	72W	6840	1688
46DR84CLDK3HP	84W	7980	1968
46DR96CLDK3HP	96W	9120	2248
46DR120CLDK3HP	120W	11400	2808
46DR132CLDK3HP	132W	12540	3088

ARKEON 2.0 CLD DOUBLE EMISSION

Direct/indirect emission with CLD technology diffuser (collimated diffuser UGR<16).



UGR<16

IP 40

End caps not included.

LOW POWER VERSION (20 W/m)

Cod. 4000K	Led	lm	Lmm
46DI42CLDK4	42W: 24W+18W	4704	1128
46DI54CLDK4	54W: 30W+24W	6048	1408
46DI66CLDK4	66W: 36W+30W	7392	1688
46DI90CLDK4	90W: 48W+42W	10080	2248
46DI114CLDK4	114W: 60W+54W	12768	2808

LOW POWER VERSION (20 W/m)

Cod. 3000K	Led	lm	Lmm
46DI42CLDK3	42W: 24W+18W	4494	1128
46DI54CLDK3	54W: 30W+24W	5778	1408
46DI66CLDK3	66W: 36W+30W	7062	1688
46DI90CLDK3	90W: 48W+42W	9630	2248
46DI114CLDK3	114W: 60W+54W	12198	2808

HIGH POWER VERSION (40 W/m)

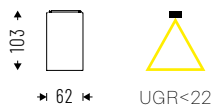
Cod. 4000K	Led	lm	Lmm
46DI66CLDK4HP	66W: 48W+18W	7392	1128
46DI84CLDK4HP	84W: 60W+24W	9408	1408
46DI102CLDK4HP	102W: 72W+30W	11424	1688
46DI138CLDK4HP	138W: 96W+42W	15456	2248
46DI174CLDK4HP	174W: 120W+54W	19488	2808

HIGH POWER VERSION (40 W/m)


Cod. 3000K	Led	lm	Lmm
46DI66CLDK3HP	66W: 48W+18W	7062	1128
46DI84CLDK3HP	84W: 60W+24W	8988	1408
46DI102CLDK3HP	102W: 72W+30W	10914	1688
46DI138CLDK3HP	138W: 96W+42W	14766	2248
46DI174CLDK3HP	174W: 120W+54W	18618	2808

ARKEON 2.0 PG

Direct emission with antistatic methacrylate satin diffuser UGR<22.



IP 40



End caps not included.

LOW POWER VERSION (20 W/m)

Cod. 4000K	Led	Im	Lmm
46DR23PGK4	23W	3016	1128
46DR30PGK4	30W	3480	1408
46DR36PGK4	36W	4176	1688
46DR42PGK4	42W	4872	1968
46DR47PGK4	47W	5568	2248
46DR60PGK4	60W	6960	2808
46DR66PGK4	66W	7656	3088

LOW POWER VERSION (20 W/m)

Cod. 3000K	Led	Im	Lmm
46DR23PGK3	23W	2664	1128
46DR30PGK3	30W	3330	1408
46DR36PGK3	36W	3996	1688
46DR42PGK3	42W	4662	1968
46DR47PGK3	47W	5328	2248
46DR60PGK3	60W	6660	2808
46DR66PGK3	66W	7326	3088

HIGH POWER VERSION (40 W/m)

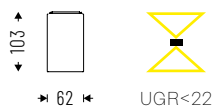
Cod. 4000K	Led	Im	Lmm
46DR48PGK4HP	48W	5568	1128
46DR60PGK4HP	60W	6960	1408
46DR72PGK4HP	72W	8352	1688
46DR84PGK4HP	84W	9744	1968
46DR96PGK4HP	96W	11136	2248
46DR120PGK4HP	120W	13920	2808
46DR132PGK4HP	132W	15312	3088

HIGH POWER VERSION (40 W/m)


Cod. 3000K	Led	Im	Lmm
46DR48PGK3HP	48W	5328	1128
46DR60PGK3HP	60W	6660	1408
46DR72PGK3HP	72W	7992	1688
46DR84PGK3HP	84W	9324	1968
46DR96PGK3HP	96W	10656	2248
46DR120PGK3HP	120W	13320	2808
46DR132PGK3HP	132W	14652	3088

ARKEON 2.0 _____PG DOUBLE EMISSION

Direct/indirect emission with antistatic methacrylate satin diffuser UGR<22.



IP 40



End caps not included.

LOW POWER VERSION (20 W/m)

Cod. 4000K	Led	lm	Lmm
46DI42PGK4	42W: 24W+18W	5292	1128
46DI54PGK4	54W: 30W+24W	6804	1408
46DI66PGK4	66W: 36W+30W	8316	1688
46DI90PGK4	90W: 48W+42W	11340	2248
46DI114PGK4	114W: 60W+54W	14364	2808

LOW POWER VERSION (20 W/m)

Cod. 3000K	Led	lm	Lmm
46DI42PGK3	42W: 24W+18W	5082	1128
46DI54PGK3	54W: 30W+24W	6534	1408
46DI66PGK3	66W: 36W+30W	7986	1688
46DI90PGK3	90W: 48W+42W	10890	2248
46DI114PGK3	114W: 60W+54W	13794	2808

HIGH POWER VERSION (40 W/m)

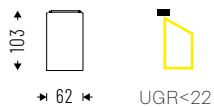
Cod. 4000K	Led	lm	Lmm
46DI66PGK4HP	66W: 48W+18W	8316	1128
46DI84PGK4HP	84W: 60W+24W	10584	1408
46DI102PGK4HP	102W: 72W+30W	12852	1688
46DI138PGK4HP	138W: 96W+42W	17388	2248
46DI174PGK4HP	174W: 120W+54W	21924	2808

HIGH POWER VERSION (40 W/m)


Cod. 3000K	Led	lm	Lmm
46DI66PGK3HP	66W: 48W+18W	7986	1128
46DI84PGK3HP	84W: 60W+24W	10164	1408
46DI102PGK3HP	102W: 72W+30W	12342	1688
46DI138PGK3HP	138W: 96W+42W	16698	2248
46DI174PGK3HP	174W: 120W+54W	21054	2808

ARKEON 2.0 AS

PMMA lens for asymmetrical beam.



IP 40



End caps not included.

LOW POWER VERSION (20 W/m)

Cod. 4000K	Led	Im	Lmm
46DR23ASK4	23W	3168	1128
46DR30ASK4	30W	3960	1408
46DR36ASK4	36W	4752	1688
46DR42ASK4	42W	5544	1968
46DR47ASK4	47W	6336	2248
46DR60ASK4	60W	7920	2808
46DR66ASK4	66W	8712	3088

LOW POWER VERSION (20 W/m)

Cod. 3000K	Led	Im	Lmm
46DR23ASK3	23W	3024	1128
46DR30ASK3	30W	3780	1408
46DR36ASK3	36W	4536	1688
46DR42ASK3	42W	5292	1968
46DR47ASK3	47W	6048	2248
46DR60ASK3	60W	7560	2808
46DR66ASK3	66W	8316	3088

HIGH POWER VERSION (40 W/m)

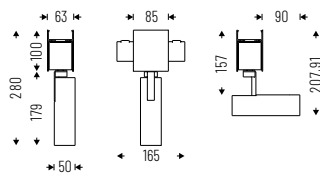
Cod. 4000K	Led	Im	Lmm
46DR48ASK4HP	48W	6336	1128
46DR60ASK4HP	60W	7920	1408
46DR72ASK4HP	72W	9504	1688
46DR84ASK4HP	84W	11088	1968
46DR96ASK4HP	96W	12672	2248
46DR120ASK4HP	120W	15840	2808
46DR132ASK4HP	132W	17424	3088

HIGH POWER VERSION (40 W/m)

Cod. 3000K	Led	Im	Lmm
46DR48ASK3HP	48W	6048	1128
46DR60ASK3HP	60W	7560	1408
46DR72ASK3HP	72W	9072	1688
46DR84ASK3HP	84W	10584	1968
46DR96ASK3HP	96W	12096	2248
46DR120ASK3HP	120W	15120	2808
46DR132ASK3HP	132W	16632	3088

ARKEON 2.0 SPOT

PC lens 15°-24°-36°-50°.



UGR<19

IP 40



End caps not included.

Cod. 4000K	Led	Im	Lmm
46PC15K415	15W 15°	1635	50
46PC15K424	15W 24°	1635	50
46PC15K436	15W 36°	1635	50
46PC15K450	15W 50°	1635	50
46PC20K415	20W 15°	2188	50
46PC20K424	20W 24°	2188	50
46PC20K436	20W 36°	2188	50
46PC20K450	20W 50°	2188	50

Cod. 3000K	Led	Im	Lmm
46PC15K315	15W 15°	1530	50
46PC15K324	15W 24°	1530	50
46PC15K336	15W 36°	1530	50
46PC15K350	15W 50°	1530	50
46PC20K315	20W 15°	2040	50
46PC20K324	20W 24°	2040	50
46PC20K336	20W 36°	2040	50
46PC20K350	20W 50°	2040	50

ACCESSORIES



Single wire 1500mm/3000mm long adjustable suspension kit.

46AA13
46AA1330



Ceiling mounting kit.

46AA14



3-5-7-10 powered supply box. Cable length 2000mm.

00AA16
00AA165P
00AA167P
00AA1610P



End caps kit (length: 7mm - already included in the product total length).

46AA09
46AA09AS - asymmetric



Electrified linear joint.

46AA11



2 ways joint (dim: 316x316mm).

46AA05




3 ways joint (dim: 316x570mm).

46AA06



4 ways joint (dim: 570x570mm).

46AA07



2 ways luminous joint 90° (dim: 316x316mm).

46DR12K4A90:

12W 4000K

46DR12K3A90:

12W 3000K

46DR24K4A90HP:

24W 4000K high power

46DR24K3A90HP:

24W 3000K high power



CLD optic (collimated diffuser, UGR<16) 5-10m coil to be cut on site, to provide continuous and gap-free light diffusion interruptions.

46CLD5000

46CLD10000



Satin methacrylate diffuser, 5-10m coil to be cut on site, to provide continuous and gap-free light diffusion.

46PG5000

46PG10000



Optional transparent diffuser, 5-10m coil to be cut on site, to provide continuous and gap-free light diffusion.

46TR5000

46TR10000



Blind module.

46MC1M: 1000mm

46MC2M: 2000mm

BRIGHT

ID 80

BRIGHT's body is made of a **harness holder and a light module that integrates LED and diffuser.**

This allows the accessories to be fixed without any position constraint, while the integration between LED and diffuser guarantees inaccessibility to the optical compartment. The electrical connection between the light module and the battens is guaranteed by quick connectors that prevent polarity inversions and false contacts, thus preserving the LED technology.

☑ Features

- Direct emission
- Direct/indirect emission
- UGR<19; <22
- IP 40

💡 Led

- 3000K/4000K
- >107 lm/W
- CRI>90
- Eye safety: RG0/RG1
- Mac Adams 3
- L80/B20 >80.000h

🕒 Specifications

- Built-in driver
- DPL technology for controlled emission UGR<19
- PG diffuser for homogeneous emission UGR<22
- Diffuser with ILC technology (Indirect Light Control) for partially indirect emission

📦 Body

- Aluminum with epoxy powder coating

🎨 Colors

- White RAL 9003 - code B
- Black RAL 9005 - code C8

★ Certifications

- CE Conformity
- RETILAP Conformity
- ETL Conformity
- Energy efficiency C
- 5 years warranty
- ETL certification

📄 On request

- DALI - code D
- Bluetooth - code BT*
- Emergency 1 hr - code EM*
- Emergency 3 hrs - code EM3H*
- 2700K - code K27*
- 6500K - code K65*
- Human Centric Lighting*

* Where available





BRIGHT ▬ DPL LOW POWER

Diffuser with Diamond Prism Technology UGR<19. ILC (Indirect Light Control) technology for partially indirect emission.



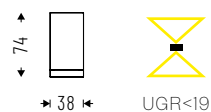
IP 40

Cod. 4000K	Led	lm	Lmm
80DPL12K4	12W	1310	568
80DPL18K4	18W	1966	848
80DPL24K4	24W	2621	1128
80DPL30K4	30W	3276	1408
80DPL36K4	36W	3931	1688
80DPL42K4	42W	4586	1968
80DPL48K4	48W	5242	2248
80DPL54K4	54W	5897	2528
80DPL60K4	60W	6552	2808
80DPL66K4	66W	7207	3088

Cod. 3000K	Led	lm	Lmm
80DPL12K3	12W	1219	568
80DPL18K3	18W	1828	848
80DPL24K3	24W	2437	1128
80DPL30K3	30W	3047	1408
80DPL36K3	36W	3656	1688
80DPL42K3	42W	4265	1968
80DPL48K3	48W	4875	2248
80DPL54K3	54W	5484	2528
80DPL60K3	60W	6093	2808
80DPL66K3	66W	6703	3088

BRIGHT ▬ DPL LOW POWER DOUBLE EMISSION

Lower diffuser with Diamond Prism Technology UGR<19. ILC (Indirect Light Control) technology and upper PG protective diffuser for dual emission: direct/indirect.



IP 40

Cod. 4000K	Led	lm	Lmm
80DI30DPLK4	30W: 24W+6W	3221	1128
80DI36DPLK4	36W: 30W+6W	3877	1408
80DI48DPLK4	48W: 36W+12W	5119	1688
80DI54DPLK4	54W: 42W+12W	5774	1968
80DI72DPLK4	72W: 48W+24W	7617	2248
80DI78DPLK4	78W: 54W+24W	8272	2528
80DI84DPLK4	84W: 60W+24W	8927	2808
80DI90DPLK4	90W: 66W+24W	9582	3088

Cod. 3000K	Led	lm	Lmm
80DI30DPLK3	30W: 24W+6W	2996	1128
80DI36DPLK3	36W: 30W+6W	3606	1408
80DI48DPLK3	48W: 36W+12W	4761	1688
80DI54DPLK3	54W: 42W+12W	5370	1968
80DI72DPLK3	72W: 48W+24W	7084	2248
80DI78DPLK3	78W: 54W+24W	7693	2528
80DI84DPLK3	84W: 60W+24W	8302	2808
80DI90DPLK3	90W: 66W+24W	8912	3088

BRIGHT PG

Antistatic satin methacrylate diffuser screen, UGR<22. Diffuser with ILC (Indirect Light Control) technology for partially indirect emission.



IP 40

LOW POWER VERSION (20 W/m)

Cod. 4000K	Led	lm	Lmm
80PG6K4	6W	674	288
80PG12K4	12W	1348	568
80PG18K4	18W	2022	848
80PG24K4	24W	2696	1128
80PG30K4	30W	3371	1408
80PG36K4	36W	4045	1688
80PG42K4	42W	4719	1968
80PG48K4	48W	5393	2248
80PG54K4	54W	6067	2528
80PG60K4	60W	6741	2808
80PG66K4	66W	7415	3088

LOW POWER VERSION (20 W/m)

Cod. 3000K	Led	lm	Lmm
80PG6K3	6W	627	288
80PG12K3	12W	1254	568
80PG18K3	18W	1881	848
80PG24K3	24W	2507	1128
80PG30K3	30W	3134	1408
80PG36K3	36W	3761	1688
80PG42K3	42W	4388	1968
80PG48K3	48W	5015	2248
80PG54K3	54W	5643	2528
80PG60K3	60W	6270	2808
80PG66K3	66W	6896	3088

HIGH POWER VERSION (40 W/m)

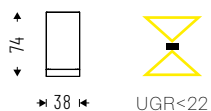
Cod. 4000K	Led	lm	Lmm
80PG48K4HP	48W	5393	1128
80PG60K4HP	60W	6741	1408
80PG72K4HP	72W	8089	1688

HIGH POWER VERSION (40 W/m)

Cod. 3000K	Led	lm	Lmm
80PG48K3HP	48W	5015	1128
80PG60K3HP	60W	6270	1408
80PG72K3HP	72W	7523	1688

BRIGHT _____ DI PG LOW POWER DOUBLE EMISSION

Lower satin methacrylate antistatic diffuser screen, UGR<22. ILC (Indirect Light Control) technology and upper PG protective diffuser for dual emission: direct/indirect.



IP 40

Cod. 4000K	Led	Im	Lmm
80DI30PGK4	30W: 24W+6W	3297	1128
80DI36PGK4	36W: 30W+6W	3971	1408
80DI48PGK4	48W: 36W+12W	5232	1688
80DI54PGK4	54W: 42W+12W	5906	1968
80DI72PGK4	72W: 48W+24W	7768	2248
80DI78PGK4	78W: 54W+24W	8442	2528
80DI84PGK4	84W: 60W+24W	9116	2808
80DI90PGK4	90W: 66W+24W	9790	3088

Cod. 3000K	Led	Im	Lmm
80DI30PGK3	30W: 24W+6W	3066	1128
80DI36PGK3	36W: 30W+6W	3693	1408
80DI48PGK3	48W: 36W+12W	4866	1688
80DI54PGK3	54W: 42W+12W	5493	1968
80DI72PGK3	72W: 48W+24W	7224	2248
80DI78PGK3	78W: 54W+24W	7852	2528
80DI84PGK3	84W: 60W+24W	8479	2808
80DI90PGK3	90W: 66W+24W	9106	3088

ACCESSORIES



Single wire adjustable suspension kit.
Lenght: 1500/3000mm.

80AA13
80AA1330



3-5 poles ceiling powered supply box.
Cable length 2000mm.

00AA16
00AA165P



Electrified linear joint.

80AA11



2 ways electrified joint
(dim: 60x60mm).

80AA05




3 ways electrified joint
(dim: 60x81,6mm).

80AA06



4 ways electrified joint
(dim: 81,6x81,6mm).

80AA07



Kit for wall installation.

80AA15



Kit for wall installation.
Bright 6W/12W.

80AA151M

GROOVE is a competitive and versatile profile **suitable for recessed, surface and suspended mounting**. Produced from painted extruded aluminium in a wide range of lengths and fitted with the latest LED technology for direct or bi-directional light distribution. With its choice of optics, GROOVE is a perfect **high performance ambient lighting solution** for commercial applications and, with the additional powerful adjustable accent **spotlights**, it is also suitable for retail and educational applications. A **wide range of accessories** are available, making GROOVE an extremely flexible design tool for architects and lighting designers.

☑ Features

- Direct emission
- Direct/indirect emission
- UGR<19
- IP 40

💡 Led

- 3000K/4000K
- >105 lm/W
- CRI>90
- Eye safety: RG0/RG1
- Mac Adams 3
- L80/B20 >80.000h

🕒 Specifications

- Built-in Driver
- Diffuser with DPL technology, UGR<19 for environments with display screen equipment
- Suspended version with double emission: direct/indirect
- SPOT modules internal aluminum reflector 50° emission

☐ Body

- Aluminum with epoxy powder coating

🌈 Colors

- White RAL 9003 - code B
- Black RAL 9005 - code C8

★ Certifications

- CE Conformity
- BIS Conformity
- RETILAP Conformity
- Energy efficiency C
- 5 years warranty
- ETL certification

⇌ Related products

- Groove Display (p. 104)
- Groove IP54 (p. 301)
- Groove Display IP54 (p. 304)

📄 On request

- DALI - code D
- Bluetooth - code BT*
- Emergency 1 hr - code EM*
- Emergency 3 hrs - code EM3H*
- 2700K - code K27*
- 6500K - code K65*
- Human Centric Lighting*

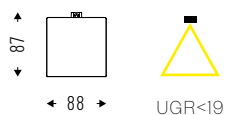
* Where available





GROOVE

Direct emission with DPL technology diffuser (UGR<19).



IP 40



End caps not included.

LOW POWER VERSION (20 W/m)

Cod. 4000K	Led	lm	Lmm
43DR24DPLK4	24W	2646	1130
43DR30DPLK4	30W	3308	1410
43DR36DPLK4	36W	3969	1690
43DR42DPLK4	42W	4631	1970
43DR48DPLK4	48W	5292	2250
43DR54DPLK4	54W	5954	2533
43DR60DPLK4	60W	6615	2810
43DR66DPLK4	66W	7277	3080

LOW POWER VERSION (20 W/m)

Cod. 3000K	Led	lm	Lmm
43DR24DPLK3	24W	2460	1130
43DR30DPLK3	30W	3077	1410
43DR36DPLK3	36W	3691	1690
43DR42DPLK3	42W	4306	1970
43DR48DPLK3	48W	4921	2250
43DR54DPLK3	54W	5537	2533
43DR60DPLK3	60W	6152	2810
43DR66DPLK3	66W	6767	3080

HIGH POWER VERSION (40 W/m)

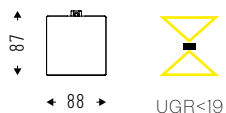
Cod. 4000K	Led	lm	Lmm
43DR45DPLK4HP	45W	4961	1130
43DR57DPLK4HP	57W	6284	1410
43DR68DPLK4HP	68W	7497	1690

HIGH POWER VERSION (40 W/m)


Cod. 3000K	Led	lm	Lmm
43DR45DPLK3HP	45W	4614	1130
43DR57DPLK3HP	57W	5844	1410
43DR68DPLK3HP	68W	6972	1690

GROOVE DOUBLE EMISSION

Direct/indirect emission with DPL technology diffuser (UGR<19).



IP 40



End caps not included.

LOW POWER VERSION (20 W/m)

Cod. 4000K	Led	Im	Lmm
43DI30DPLK4	30W: 24W+6W	3329	1130
43DI36DPLK4	36W: 30W+6W	3990	1410
43DI48DPLK4	48W: 36W+12W	5334	1690
43DI54DPLK4	54W: 42W+12W	5996	1970
43DI72DPLK4	72W: 48W+24W	8022	2250
43DI78DPLK4	78W: 54W+24W	8684	2533
43DI84DPLK4	84W: 60W+24W	9345	2810
43DI90DPLK4	90W: 66W+24W	10007	3080

LOW POWER VERSION (20 W/m)

Cod. 3000K	Led	Im	Lmm
43DI30DPLK3	30W: 24W+6W	3095	1130
43DI36DPLK3	36W: 30W+6W	3711	1410
43DI48DPLK3	48W: 36W+12W	4960	1690
43DI54DPLK3	54W: 42W+12W	5576	1970
43DI72DPLK3	72W: 48W+24W	7460	2250
43DI78DPLK3	78W: 54W+24W	8076	2533
43DI84DPLK3	84W: 60W+24W	8691	2810
43DI90DPLK3	90W: 66W+24W	9306	3080

HIGH POWER VERSION (40 W/m)

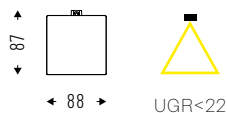
Cod. 4000K	Led	Im	Lmm
43DI51DPLK4HP	51W: 45W+6W	5644	1130
43DI63DPLK4HP	63W: 57W+6W	6967	1410
43DI80DPLK4HP	80W: 68W+12W	10227	1690

HIGH POWER VERSION (40 W/m)

Cod. 3000K	Led	Im	Lmm
43DI51DPLK3HP	51W: 45W+6W	5248	1130
43DI63DPLK3HP	63W: 57W+6W	6480	1410
43DI80DPLK3HP	80W: 68W+12W	9511	1690

GROOVE PG

Antistatic satin methacrylate diffuser, for homogeneous emission UGR<22.



IP 40



End caps not included.

LOW POWER VERSION (20 W/m)

Cod. 4000K	Led	lm	Lmm
43DR24PGK4	24W	2436	1130
43DR30PGK4	30W	3045	1410
43DR36PGK4	36W	3654	1690
43DR54PGK4	54W	5481	2533
43DR66PGK4	66W	6699	3080

LOW POWER VERSION (20 W/m)

Cod. 3000K	Led	lm	Lmm
43DR24PGK3	24W	2268	1130
43DR30PGK3	30W	2835	1410
43DR36PGK3	36W	3402	1690
43DR54PGK3	54W	5103	2533
43DR66PGK3	66W	6237	3080

HIGH POWER VERSION (40 W/m)

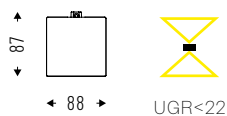
Cod. 4000K	Led	lm	Lmm
43DR45PGK4HP	45W	4482	1130
43DR57PGK4HP	57W	5677	1410
43DR68PGK4HP	68W	6773	1690

HIGH POWER VERSION (40 W/m)

Cod. 3000K	Led	lm	Lmm
43DR45PGK3HP	45W	4172	1130
43DR57PGK3HP	57W	5284	1410
43DR68PGK3HP	68W	6304	1690

GROOVE PG DOUBLE EMISSION

Direct/indirect emission with diffuser in antistatic satin methacrylate, for emission homogeneous UGR<22.



IP 40

End caps not included.

LOW POWER VERSION (20 W/m)

Cod. 4000K	Led	lm	Lmm
43DI30PGK4	30W: 24W+6W	3119	1130
43DI36PGK4	36W: 30W+6W	3728	1410
43DI48PGK4	48W: 36W+12W	5019	1690
43DI78PGK4	78W: 54W+24W	8211	2533
43DI90PGK4	90W: 66W+24W	9429	3080

LOW POWER VERSION (20 W/m)

Cod. 3000K	Led	lm	Lmm
43DI30PGK3	30W: 24W+6W	2903	1130
43DI36PGK3	36W: 30W+6W	3470	1410
43DI48PGK3	48W: 36W+12W	4671	1690
43DI78PGK3	78W: 54W+24W	7642	2533
43DI90PGK3	90W: 66W+24W	8776	3080

HIGH POWER VERSION (40 W/m)

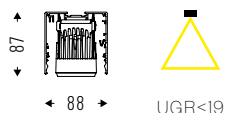

Cod. 4000K	Led	lm	Lmm
43DI51PGK4HP	51W: 45W+6W	5165	1130
43DI63PGK4HP	63W: 57W+6W	6360	1410
43DI80PGK4HP	80W: 68W+12W	8138	1690

HIGH POWER VERSION (40 W/m)

Cod. 3000K	Led	lm	Lmm
43DI51PGK3HP	51W: 45W+6W	4807	1130
43DI63PGK3HP	63W: 57W+6W	5919	1410
43DI80PGK3HP	80W: 68W+12W	7573	1690

GROOVE SPOT

Aluminum reflectors 50° beam angle.



IP 40

Not for single installation.

Cod. 4000K	Led	lm	Lmm
43AA113K450	1x13W	1x1112	162
43AA213K450	2x13W	2x1112	262
43AA313K450	3x13W	3x1112	362

Cod. 3000K	Led	lm	Lmm
43AA113K350	1x13W	1x990	162
43AA213K350	2x13W	2x990	262
43AA313K350	3x13W	3x990	362

ACCESSORIES



Single wire adjustable suspension kit.
Length: 1500/3000mm.

43AA13
43AA1330



3-5 poles ceiling powered supply box.
Cable length 2000mm.

00AA16
00AA165P



End caps kit (4mm thickness already included in the product total length).

43AA09



Blind connection module in aluminium. Linear mechanical joints included.

43MC1000: 1000mm
43MC2000: 2000mm



Electrified linear joint.

43AA11



2 ways luminous joint (dim. 202x202mm).

43DR12K4A90:
12W(LP) 4000K
43DR12K3A90:
12W(LP) 3000K
43DR24K4A90:
24W(HP) 4000K
43DR24K3A90:
24W(HP) 3000K



2 ways joint (dim. 202x202mm).

43AA05



3 ways joint (dim. 202x316mm).

43AA06



4 ways joint (dim. 316x316mm).

43AA07



Brackets kit for recessed installation.

43AA17



Microprismatic diffuser UGR<19 10m.

43DPL10000



Metarylate diffuser UGR<22 10m.

43PG10000



Blind module L 200mm with constant light and presence sensor.

43AA00DIM

PHORMA

ID 89

arlico
CONTINUOUS
ROWS

PHORMA is the new system developed to create **free compositions**. With PHORMA it is possible to easily create perimeters that are **modulated on the geometry of an environment** or a furniture and that perfectly illuminate thanks to **PG optics** with diffused emission or **DPL** with controlled UGR. Available both in **direct and double emission** (direct/indirect) version.

☑ Features

- Direct emission
- Direct/indirect emission
- UGR<19; <22
- IP 40

💡 Led

- 3000K/4000K
- >107 lm/W
- CRI>90
- Eye safety: RG0/RG1
- Mac Adams 3
- L80/B20 >80.000h

🕒 Specifications

- Driver integrated in the linear elements
- Driver included (but not integrated) in the curved elements
- PG diffuser in satin methacrylate for homogeneous UGR<22
- DPL diffuser with homogeneous and controlled emission UGR<19

📦 Body

- Aluminum with epoxy powder coating

🎨 Colors

- White RAL 9003 wrinkled - code B
- Black RAL 9005 wrinkled - code C8

★ Certifications

- CE Conformity
- RETILAP Conformity
- Energy efficiency D
- 5 years warranty

📄 On request

- DALI - code D
- Bluetooth - code BT*
- Emergency 1 hr - code EM*
- Emergency 3 hrs - code EM3H*
- 2700K - code K27*

* Where available






PHORMA LINE PG

Satin methacrylate diffuser for soft diffusion with UGR<22.



IP 40



Built-in Driver. End caps not included.

Cod. 4000K	Led	lm	Lmm
89PG12K4L	12W	1326	860
89PG16K4L	16W	1768	1145
89PG20K4L	20W	2210	1435
89PG24K4L	24W	2652	1720
89PG28K4L	28W	3090	2008
89PG32K4L	32W	3536	2295

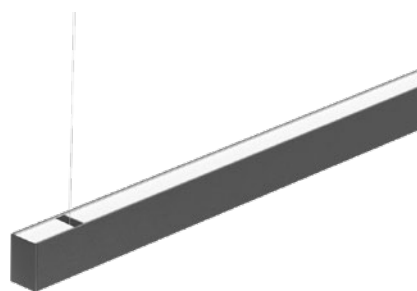
Cod. 3000K	Led	lm	Lmm
89PG12K3L	12W	1296	860
89PG16K3L	16W	1728	1145
89PG20K3L	20W	2160	1435
89PG24K3L	24W	2592	1720
89PG28K3L	28W	3020	2008
89PG32K3L	32W	3456	2295

PHORMA LINE PG DOUBLE EMISSION

Satin methacrylate diffuser for soft diffusion with UGR<22. Double emission: direct/indirect.



IP 40



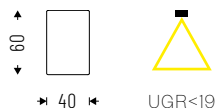
Built-in Driver. End caps not included.

Cod. 4000K	Led	lm	Lmm
89DI24PGK4L	24W:16W+8W	2608	1145
89DI28PGK4L	28W:20W+8W	3050	1435
89DI32PGK4L	32W:24W+8W	3492	1720
89DI36PGK4L	36W:28W+8W	3930	2008
89DI48PGK4L	48W:32W+16W	5180	2295


Cod. 3000K	Led	lm	Lmm
89DI24PGK3L	24W:16W+8W	2543	1145
89DI28PGK3L	28W:20W+8W	2975	1435
89DI32PGK3L	32W:24W+8W	3407	1720
89DI36PGK3L	36W:28W+8W	3835	2008
89DI48PGK3L	48W:32W+16W	5051	2295

PHORMA LINE DPL

DPL diffuser with Diamond Prism LED technology (UGR<19).



IP 40



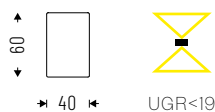
Built-in Driver. End caps not included.

Cod. 4000K	Led	lm	Lmm
89DPL12K4L	12W	1254	860
89DPL16K4L	16W	1673	1145
89DPL20K4L	20W	2091	1435
89DPL24K4L	24W	2509	1720
89DPL28K4L	28W	2923	2008
89DPL32K4L	32W	3345	2295

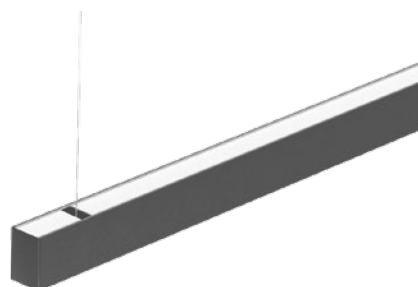
Cod. 3000K	Led	lm	Lmm
89DPL12K3L	12W	1226	860
89DPL16K3L	16W	1635	1145
89DPL20K3L	20W	2043	1435
89DPL24K3L	24W	2452	1720
89DPL28K3L	28W	2857	2008
89DPL32K3L	32W	3269	2295

PHORMA LINE DPL DOUBLE EMISSION

DPL diffuser with Diamond Prism LED technology (UGR<19). Double emission: direct/indirect.



IP 40



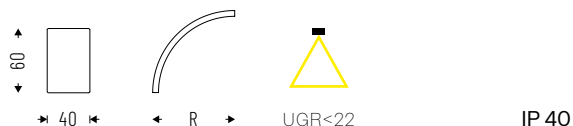
Built-in Driver. End caps not included.

Cod. 4000K	Led	lm	Lmm
89DI24DPLK4L	24W:16W+8W	2513	1145
89DI28DPLK4L	28W:20W+8W	2931	1435
89DI32DPLK4L	32W:24W+8W	3349	1720
89DI36DPLK4L	36W:28W+8W	3763	2008
89DI48DPLK4L	48W:32W+16W	4989	2295

Cod. 3000K	Led	lm	Lmm
89DI24DPLK3L	24W:16W+8W	2450	1145
89DI28DPLK3L	28W:20W+8W	2858	1435
89DI32DPLK3L	32W:24W+8W	3267	1720
89DI36DPLK3L	36W:28W+8W	3672	2008
89DI48DPLK3L	48W:32W+16W	4864	2295

PHORMA CURVE PG

Satin methacrylate diffuser for soft diffusion with UGR<22.



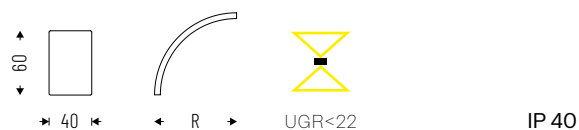
End caps not included.
Driver NOT built-in: to be placed on PHORMA LINE or remotely.

Cod. 4000K	Led	Im	Rmm
89PG16K4C	16W	1768	755
89PG20K4C	20W	2210	930
89PG24K4C	24W	2652	1120
89PG28K4C	28W	3094	1296
89PG32K4C	32W	3536	1480

Cod. 3000K	Led	Im	Rmm
89PG16K3C	16W	1728	755
89PG20K3C	20W	2160	930
89PG24K3C	24W	2592	1120
89PG28K3C	28W	3024	1296
89PG32K3C	32W	3456	1480

PHORMA CURVE PG DOUBLE EMISSION

Satin methacrylate diffuser for soft diffusion with UGR<22. Double emission: direct/indirect.




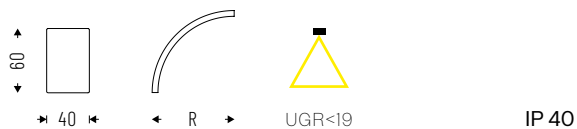
End caps not included.
Driver NOT built-in: to be placed on PHORMA LINE or remotely.

Cod. 4000K	Led	Im	Rmm
89DI28PGK4C	28W: 20W+8W	3050	930
89DI32PGK4C	32W: 24W+8W	3492	1120
89DI36PGK4C	36W: 28W+8W	3934	1296
89DI48PGK4C	48W: 32W+16W	5279	1480

Cod. 3000K	Led	Im	Rmm
89DI28PGK3C	28W: 20W+8W	2975	930
89DI32PGK3C	32W: 24W+8W	3407	1120
89DI36PGK3C	36W: 28W+8W	3839	1296
89DI48PGK3C	48W: 32W+16W	5051	1480

PHORMA CURVE DPL

DPL diffuser with Diamond Prism LED technology (UGR<19).



End caps not included.
Driver NOT built-in: to be placed on PHORMA LINE or remotely.

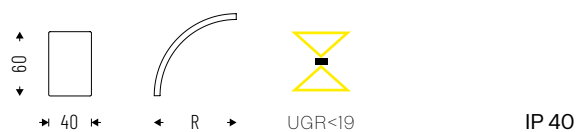
Cod. 4000K	Led	Im	Rmm
89DPL16K4C	16W	1673	755
89DPL20K4C	20W	2091	930
89DPL24K4C	24W	2509	1120
89DPL28K4C	28W	2927	1296
89DPL32K4C	32W	3345	1480

Cod. 3000K	Led	Im	Rmm
89DPL16K3C	16W	1635	755
89DPL20K3C	20W	2043	930
89DPL24K3C	24W	2452	1120
89DPL28K3C	28W	2861	1296
89DPL32K3C	32W	3269	1480

PHORMA CURVE DPL DOUBLE EMISSION

DPL diffuser with Diamond Prism LED technology (UGR<19).

Double emission: direct/indirect.




End caps not included.
Driver NOT built-in: to be placed on PHORMA LINE or remotely.

Cod. 4000K	Led	Im	Rmm
89DI28DPLK4C	28W: 20W+8W	2931	930
89DI32DPLK4C	32W: 24W+8W	3349	1120
89DI36DPLK4C	36W: 28W+8W	3763	1296
89DI48DPLK4C	48W: 32W+16W	4989	1480

Cod. 3000K	Led	Im	Rmm
89DI28DPLK3C	28W: 20W+8W	2858	930
89DI32DPLK3C	32W: 24W+8W	3267	1120
89DI36DPLK3C	36W: 28W+8W	3672	1296
89DI48DPLK3C	48W: 32W+16W	4864	1480

ACCESSORIES



End caps kit (add + 4mm to body length).

89AA09



3-5-7 poles ceiling powered supply box.
Cable length 2000mm.

00AA16
00AA165P
00AA167P



Single adjustable suspension kit.
Length: 1500/3000mm.

89AA13
89AA1330



Ceiling mount kit.

89AA14



Curved-curved concave joint. Indicate the x and y radius of the elements to be joined.

89AAxxyyCC



Curved-curved convex joint. Indicate the x and y radius of the elements to be joined.

89AAxxyyCS



Curved-line joint. Indicate the x radius of the elements to be joined.

89AAxxCL



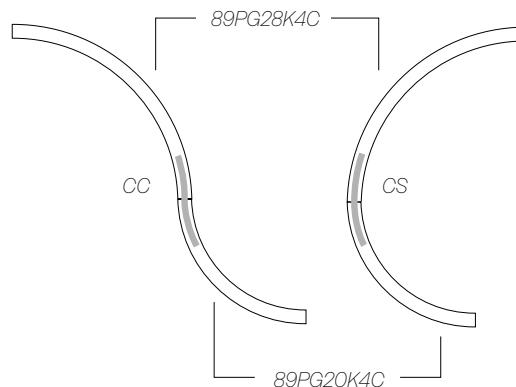
Line-line joint.

89AA11M

TECHNICAL NOTES

CODE CREATION FOR CURVED-CURVED JOINTS

- Define the radii of the 2 elements to be joined:
e.g: **89PG20K4C** with radius 930mm
89PG28K4C with radius 1296mm
- Define whether the joint is concave (**CC**) or convex (**CS**)
- Create the code as follows, first placing the minor radius and then the major:
89AA9301296CC (if concave)
89AA9301296CS (if convex)



SEMPLICE LED

ID 67

SEMPLICE LED is an **innovative lighting solution** suited to a wide range of interior applications including **commercial, leisure and retail environments**. Never before has a product been so versatile, with suspended or directly surface mounted versions available for wall and ceiling mounting. They can be installed individually, continuously mounted or even pattern formed using the tailored range of accessories. Its **uniqueness is a scattered emitted light including the ends**, thanks to the integrated LED technology and translucent end caps. A broad collection of matching products can be implemented for free standing and EU track mounting, giving the user continuity of product and complete design freedom in a project.

☑ Features

- Direct/indirect emission
- UGR<22
- IP 40

💡 Led

- 3000K/4000K
- >90 lm/W
- CRI>90
- Eye safety: RG0/RG1
- Mac Adams 3
- L80/B20 >80.000h

🕒 Specifications

- Integrated driver
- PG optics for soft and homogeneous emission with no shadow areas
- EB optics for side emission

☐ Body

- Shockproof, antistatic technopolymer with an exclusive paint treatment that guarantees a homogeneous "soft" emission over the entire surface. The ending and junction accessories are made of the same materials, with an invisible coupling fastening system


* Where available

☆ Certifications

- CE Conformity
- RETILAP Conformity
- ETL Conformity
- Energy efficiency C
- 5 years warranty
- ETL certification

📦 On request

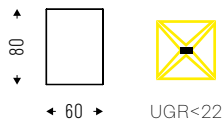

- DALI - code D*
- Emergency 1hr - code EM*
- Emergency 3 hrs - code EM3H*
- 2700K - code K27*
- 5000K - code K5*
- Human Centric Lighting*



Design
Quargnale // Ruatti studio Architetti

SEMPLICE LED PG

PMMA technopolymer (UGR<22) with surface treatment for completely uniform light distribution. Integrated LED technology.



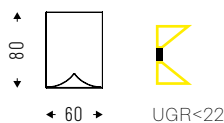

IP 40

Cod. 4000K	Led	Im	Lmm
67PG24K4HP	24W	2268	624
67PG36K4HP	36W	3402	904
67PG48K4HP	48W	4536	1184
67PG72K4HP	72W	6804	1744
67PG108K4HP	108W	10206	2584

Cod. 3000K	Led	Im	Lmm
67PG24K3HP	24W	2155	624
67PG36K3HP	36W	3232	904
67PG48K3HP	48W	4309	1184
67PG72K3HP	72W	6464	1744
67PG108K3HP	108W	9696	2584

SEMPLICE LED EB

PMMA technopolymer (UGR<22) with surface treatment and super-pure aluminum reflector for bi-directional light distribution. Integrated LED technology.



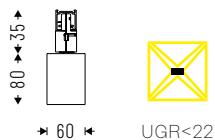
IP 40

Cod. 4000K	Led	Im	Lmm
67EB24K4HP	24W	2167	624
67EB36K4HP	36W	3251	904
67EB48K4HP	48W	4334	1184
67EB72K4HP	72W	6502	1744
67EB108K4HP	108W	9752	2584

Cod. 3000K	Led	Im	Lmm
67EB24K3HP	24W	2059	624
67EB36K3HP	36W	3088	904
67EB48K3HP	48W	4118	1184
67EB72K3HP	72W	6176	1744
67EB108K3HP	108W	9265	2584

SEMPLICE LED EUTRACK

PMMA technopolymer (UGR<22) with surface treatment for completely uniform light distribution. Integrated LED technology. Fitted with EU Track connector.



IP 40

Cod.	4000K	Led	Im	Lmm
67PG24K4HPAB		24W	2268	624
67PG36K4HPAB		36W	3402	904
67PG48K4HPAB		48W	4536	1184
67PG72K4HPAB		72W	6804	1744
67PG108K4HPAB		108W	10206	2584

Cod.	3000K	Led	Im	Lmm
67PG24K3HPAB		24W	2155	624
67PG36K3HPAB		36W	3232	904
67PG48K3HPAB		48W	4309	1184
67PG72K3HPAB		72W	6464	1744
67PG108K3HPAB		108W	9696	2584

ACCESSORIES



Single adjustable suspension kit. Length: 1500/3000mm.

67AA13
67AA1330



Spacers kit for wall/ceiling mount.

67AA14



3-5 poles ceiling power supply box. Cable length 2000mm.

00AA16
00AA165P



Electrified linear joint with total emission for continuous rows installation.

67AA11LED



Internally electrified creative joint for horizontal change of direction.

67AA05



Internally electrified 90° joint for vertical change of direction.

67AA05V

DIAMANTE

ID 82

arlico
CONTINUOUS
ROWS

DIAMANTE has been created as a result of Esse-Ci's passion for unique technical design. It's a **peculiar product that achieves optimum light control with high performance and flexibility** from a single fixture. The DPL diffusion technology for controlled UGR combined with the additional black diamond louvre results in unparalleled glare control, making it the **perfect product for any office application**. Available as a **stand-alone** product, configurable as a system **or in the FREE version**. DIAMANTE allows the use of the illuminated modules in a versatile way, coupling them with lamp bodies of different sizes.

☑ Features

- Direct emission
- Direct/indirect emission
- UGR<19
- IP 40

💡 Led

- 3000K/4000K
- >82 lm/W
- CRI>90
- Eye safety: RG0/RG1
- Mac Adams 3
- L80/B10 >50.000h

🕒 Specifications

- Built-in driver.
- DPL technology for controlled UGR<19.
- Additional raster for glare control in molded and vacuum injected metallized polycarbonate.

☐ Body

- Aluminum with epoxy powder coating.

🎨 Colors

- Matte black RAL 9005 code C8


★ Certifications

- CE Conformity
- RETILAP Conformity
- Energy efficiency E
- 5 years warranty

📦 On request

- DALI - code D
- Emergency 1 hr - code EM*
- Emergency 3 hrs - code EM3H*

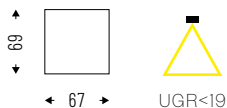
* Where available



Design
Rossi Bianchi Lighting Design

DIAMANTE

DPL technology (Diamond Prism LED) for controlled (UGR<19) with additional polycarbonate raster for glare control.



IP 40

End caps included.



LOW POWER VERSION (20 W/m)

Cod. 4000K	Led	lm	Lmm
82DPL12K4	12W	984	577
82DPL18K4	18W	1476	863
82DPL24K4	24W	1968	1149
82DPL30K4	30W	2460	1435
82DPL36K4	36W	2952	1721
82DPL42K4	42W	3360	2007
82DPL48K4	48W	3936	2293
82DPL54K4	54W	4428	2579
82DPL60K4	60W	4920	2865
82DPL66K4	66W	5412	3151

LOW POWER VERSION (20 W/m)

Cod. 3000K	Led	lm	Lmm
82DPL12K3	12W	905	577
82DPL18K3	18W	1358	863
82DPL24K3	24W	1811	1149
82DPL30K3	30W	2263	1435
82DPL36K3	36W	2716	1721
82DPL42K3	42W	3091	2007
82DPL48K3	48W	3621	2293
82DPL54K3	54W	4074	2579
82DPL60K3	60W	4526	2865
82DPL66K3	66W	4979	3151

HIGH POWER VERSION (40 W/m)

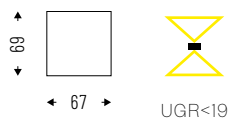
Cod. 4000K	Led	lm	Lmm
82DPL40K4HP	40W	3280	1149
82DPL50K4HP	50W	4100	1435
82DPL60K4HP	60W	4920	1721

HIGH POWER VERSION (40 W/m)

Cod. 3000K	Led	lm	Lmm
82DPL40K3HP	40W	3018	1149
82DPL50K3HP	50W	3772	1435
82DPL60K3HP	60W	4526	1721

DIAMANTE DOUBLE EMISSION

DPL technology (Diamond Prism LED) for controlled (UGR<19) with additional polycarbonate raster for glare control.



IP 40

End caps included.



LOW POWER VERSION (20 W/m)

Cod. 4000K	Led	lm	Lmm
82DI30DPLK4	30W: 24W+6W	2618	1149
82DI36DPLK4	36W: 30W+6W	3110	1435
82DI48DPLK4	48W: 36W+12W	4252	1721
82DI54DPLK4	54W: 42W+12W	4660	2007
82DI72DPLK4	72W: 48W+24W	6536	2293
82DI78DPLK4	78W: 54W+24W	7028	2579
82DI84DPLK4	84W: 60W+24W	7520	2865
82DI90DPLK4	90W: 66W+24W	8012	3151

LOW POWER VERSION (20 W/m)

Cod. 3000K	Led	lm	Lmm
82DI30DPLK3	30W: 24W+6W	2408	1149
82DI36DPLK3	36W: 30W+6W	2860	1435
82DI48DPLK3	48W: 36W+12W	3910	1721
82DI54DPLK3	54W: 42W+12W	4285	2007
82DI72DPLK3	72W: 48W+24W	6009	2293
82DI78DPLK3	78W: 54W+24W	6462	2579
82DI84DPLK3	84W: 60W+24W	6914	2865
82DI90DPLK3	90W: 66W+24W	7367	3151

HIGH POWER VERSION (40 W/m)

Cod. 4000K	Led	lm	Lmm
82DI46DPLK4HP	46W: 40W+6W	2618	1149
82DI56DPLK4HP	56W: 50W+6W	3110	1435
82DI72DPLK4HP	72W: 60W+12W	4252	1721

HIGH POWER VERSION (40 W/m)

Cod. 3000K	Led	lm	Lmm
82DI46DPLK3HP	46W: 40W+6W	2408	1149
82DI56DPLK3HP	56W: 50W+6W	2860	1435
82DI72DPLK3HP	72W: 60W+12W	3910	1721

ACCESSORIES



Single adjustable suspension kit. Length 1500/3000mm.

82AA13
82AA1330



3-5 poles ceiling power supply box. Cable length 2000mm.

00AA16
00AA165P



Electrified linear joint for ceiling and suspended version.

82AA11



Brackets kit for recessed installation.

82AA17

ENDO is the latest addition to the range of Esse-Ci profiles: **extremely versatile with a fully customizable configuration**. The minimal design makes it the best linear lighting solution for integrating light in architectural structures, while the perfect mix of performance and the housing versatility of the **LED strip allows direct, indirect or asymmetrical emission**. Thanks to the **numerous accessories**, such as blind modules, mini spotlights and special joints, ENDO allows to create countless configurations of endless light lines, whether they are recessed, ceiling mounted or suspended.

☑ Features

- Direct emission
- Direct/indirect emission
- UGR< 22; <16
- IP 40

💡 Led

- 2700K/3000K/3500K
4000K/5000K
TW/RGBW/DTW
- >100lm/W
- CRI>90
- Eye safety: RG0/RG1
- Mac Adams 3
- L80/B10 >50.000h

🕒 Specifications

- DK technology for UGR controlled with UGR<16
- PG diffuser for homogeneous emission with UGR<22
- DU diffuser for homogeneous emission Down & Up UGR<22

📦 Body

- Aluminum with epoxy powder coating

🎨 Colors

- Matte white RAL 9003 - code B
- Matte black RAL 9005 - code C8

☆ Certifications


- CE Conformity
- BIS Conformity
- RETILAP Conformity
- Energy efficiency F
- 5 years warranty

📄 On request

- DALI - code D*
- Bluetooth - code BT*
- Emergency 1 hr - code EM*
- Emergency 3 hrs - code EM3H*

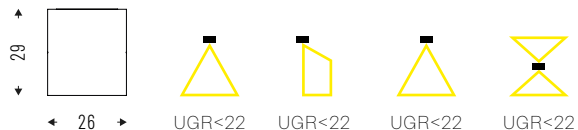
* Where available





ENDO FREE PG

Aluminum profile with satin methacrylate diffuser for homogeneous emission, UGR<22.



IP 40

Cod.	mm
55PG500	500
55PG1000	1000
55PG2000	2000
55PG3000	3000

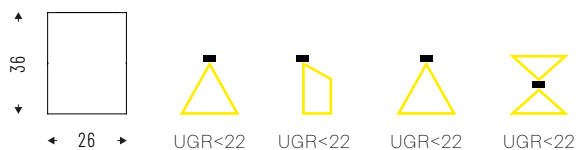


End caps and accessories not included.
Compatible FLEX STRIP and DRIVERS from page 96.

Profile and diffuser can be cut at the desired length.
Example: 750mm - code: 55PG750/2012mm - code: 55PG2012.

ENDO FREE DU

Aluminum profile with protruding satin methacrylate diffuser for homogeneous emission, UGR<22.



IP 40

Cod.	mm
55DU500	500
55DU1000	1000
55DU2000	2000
55DU3000	3000

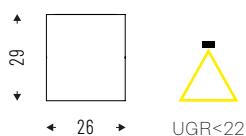


End caps and accessories not included.
Compatible FLEX STRIP and DRIVERS from page 96.

Profile and diffuser can be cut at the desired length.
Example: 750mm - code: 55PG750/2012mm - code: 55PG2012.

ENDO PG

Aluminum profile with satin methacrylate diffuser for homogeneous emission, UGR<22.



IP 40



End caps and accessories not included.
Compatible DRIVERS from page 98.

Cod. 4000K	Led	lm	mm
55PG7K4	7W	325	500
55PG15K4	15W	650	1000
55PG30K4	30W	1300	2000
55PG45K4	45W	1950	3000

Cod. 3000K	Led	lm	mm
55PG7K3	7W	304	500
55PG15K3	15W	608	1000
55PG30K3	30W	1216	2000
55PG45K3	45W	1824	3000

Cod. 2700K	Led	lm	mm
55PG7K27	7W	283	500
55PG15K27	15W	565	1000
55PG30K27	30W	1131	2000
55PG45K27	45W	1696	3000

ENDO DU

Aluminum profile with protruding satin methacrylate diffuser for homogeneous emission, UGR<22.



IP 40



End caps and accessories not included.
Compatible DRIVERS from page 98.

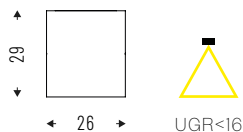
Cod. 4000K	Led	lm	mm
55DU7K4	7W	348	500
55DU15K4	15W	700	1000
55DU30K4	30W	1395	2000
55DU45K4	45W	2093	3000

Cod. 3000K	Led	lm	mm
55DU7K3	7W	325	500
55DU15K3	15W	650	1000
55DU30K3	30W	1300	2000
55DU45K3	45W	1950	3000

Cod. 2700K	Led	lm	mm
55DU7K27	7W	324	500
55DU15K27	15W	651	1000
55DU30K27	30W	1297	2000
55DU45K27	45W	1946	3000

ENDO DK IS

Element with microcell optics for controlled UGR<16.



IP 40



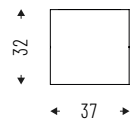
*End caps and accessories not included.
Compatible DRIVERS from page 98.*

Cod. 4000K	Led	lm	mm
55DK7K4	7W	900	255
55DK14K4	14W	1800	515
55DK21K4	21W	2700	772
55DK28K4	28W	3600	1030
55DK35K4	35W	4500	1290

Cod. 3000K	Led	lm	mm
55DK7K3	7W	830	255
55DK14K3	14W	1660	515
55DK21K3	21W	2490	772
55DK28K3	28W	3300	1030
55DK35K3	35W	4150	1290

ENDO CI

Profile for frameless recessed installation,
compatible with Endo PG / DU / DK.

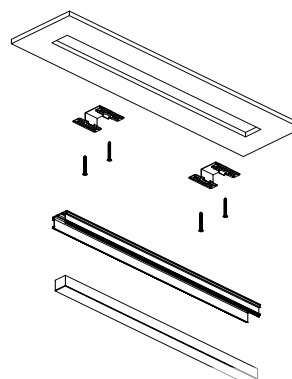


IP 40



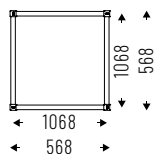
Cod.	mm
55AA500CI	500
55AA1000CI	1000
55AA2000CI	2000
55AA3000CI	3000

RECESSED INSTALLATION



ENDO IS PG-Q

Aluminum profile with satin methacrylate diffuser for homogeneous emission, UGR<22.



UGR<22

IP 40



Accessories not included.
Compatible DRIVERS from page 98.

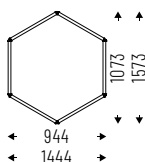
Cod. 4000K	Led	lm	mm
55PG28K4Q	28W	1300	568x568
55PG60K4Q	60W	2600	1068x1068

Cod. 3000K	Led	lm	mm
55PG28K3Q	28W	1216	568x568
55PG60K3Q	60W	2432	1068x1068

Cod. 2700K	Led	lm	mm
55PG28K27Q	28W	1132	568x568
55PG60K27Q	60W	2260	1068x1068

ENDO IS PG-HEX

Aluminum profile with satin methacrylate diffuser for homogeneous emission, UGR<22.



UGR<22

IP 40



Accessories not included.
Compatible DRIVERS from page 98.

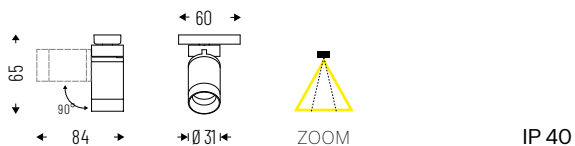
Cod. 4000K	Led	lm	mm
55PG42K4H	42W	1950	1073x944
55PG90K4H	90W	3900	1573x1444

Cod. 3000K	Led	lm	mm
55PG42K3H	42W	1824	1073x944
55PG90K3H	90W	3648	1573x1444

Cod. 2700K	Led	lm	mm
55PG42K27H	42W	1698	1073x944
55PG90K27H	90W	3390	1573x1444

ENDO SPOT DOWN SIDE

Lens with adjustable beam: from 10° to 40°.



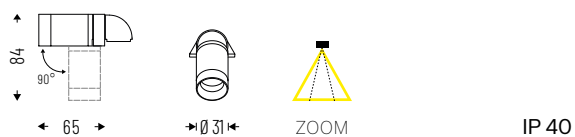
IP 40

Cod. 4000K	Led	lm
55ZM3K4	3W	262

Cod. 3000K	Led	lm
55ZM3K3	3W	238

ENDO SPOT UPPER SIDE

Lens with adjustable beam: from 10° to 40°.



IP 40

Cod. 4000K	Led	lm
55ZM3K4IN	3W	262

Cod. 3000K	Led	lm
55ZM3K3IN	3W	238

ACCESSORIES

ALL VERSIONS / DU



Ceiling mount kit,
2 pieces.

55AA14



Adjustable suspension cable.
Length 1500mm/3000mm.

55AA13
55AA1330



Vertical joint 90°.

55AA05V



Linear joint.

55AA11



Ceiling power supply
case for drivers (p. 91)
2000mm power cables.

55AA16



Recessed ceiling mount
for driver (p. 91)
2000mm power cables.

55AA16R



Blind screen module,
White or Black.

55MC1000 L 1000mm
55MC2000 L 2000mm
55MC3000 L 3000mm



DU optics end cap.

55AA09DU

FOR STANDARD PG / DK OPTICS ONLY



PG/DK optics end cap.

55AA09



2-ways joint.

55AA05Q



3-ways joint.

55AA06Q



4-ways joint.

55AA07Q



Curved joint. 90° - R. 133mm
Standard PG screen included.

55AA05PGC



Horizontal joint (90°).

55AA05PGO



2-ways "V" joint
(120°).

55AA05EV


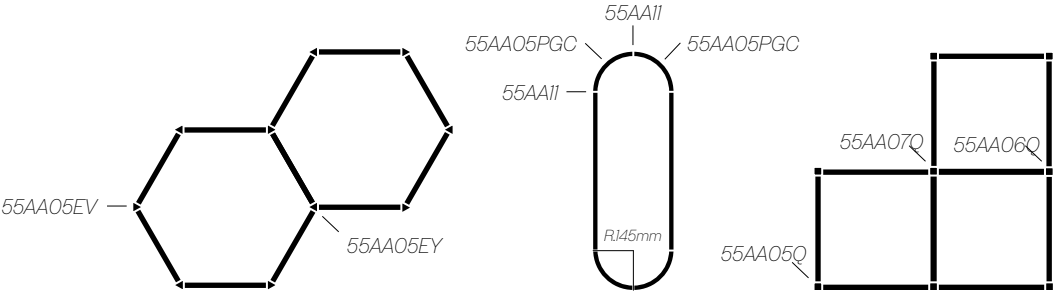


3-ways "Y" joint
(120°).

55AA06EY

TECHNICAL NOTES

EXAMPLES OF POSSIBLE CONFIGURATIONS



ENDO DISPLAY

ID 55

The embody of light and architectural structure reaches the maximum of simplicity and versatility with **ENDO DISPLAY**. This **recessed linear solution** is equipped with a micro edge that makes **extremely practical and quick the installation** even in the most creative setting, leaving the full freedom to design. **ENDO DISPLAY** is available in **three versions** (**UGR<22** satin diffuser, **UGR<22 semi-recessed** satin diffuser, **UGR<16** microcell optic) and with Spot module for accent light.

☑ Features

- Direct emission
- Direct/indirect emission
- UGR< 22; <16
- IP 40

💡 Led

- 2700K/3000K/3500K
4000K/5000K
TW/RGBW/DTW
- >100lm/W
- CRI>90
- Eye safety: RG0/RG1
- Mac Adams 3
- L80/B10 >50.000h

🕒 Specifications

- DK technology for UGR controlled with UGR<16
- PG diffuser for homogeneous emission with UGR<22
- DU diffuser for homogeneous emission Down & Up UGR<22

☐ Body

- Aluminum with epoxy powder coating

🎨 Colors

- Matte white RAL 9003 - code B
- Matte black RAL 9005 - code C8

☆ Certifications

- CE Conformity
- Energy efficiency F
- 5 years warranty

📄 On request

- DALI - code D*
- Bluetooth - code BT*
- Emergency 1 hr - code EM*
- Emergency 3 hrs - code EM3H*

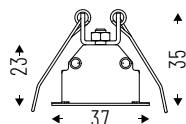
* Where available





ENDO DISPLAY ___PG FREE

Aluminum profile with satin methacrylate diffuser for homogeneous emission, UGR<22.



IP 40

Cod.	mm
55PG500R	500
55PG1000R	1000
55PG2000R	2000
55PG3000R	3000

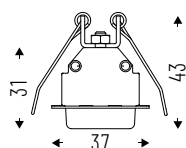


End caps and accessories not included.
Compatible FLEX STRIP LED from page 94.

Profile and diffuser can be cut at the desired length.
Example: 750mm - code: 55PG750/2012mm - code: 55PG2012.


ENDO DISPLAY ___DU FREE

Aluminum profile with protruding satin methacrylate diffuser for homogeneous emission, UGR<22.



IP 40

Cod.	mm
55DU500R	500
55DU1000R	1000
55DU2000R	2000
55DU3000R	3000

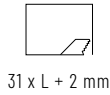
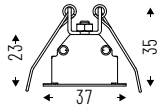


End caps and accessories not included.
Compatible FLEX STRIP LED from page 94.

Profile and diffuser can be cut at the desired length.
Example: 750mm - code: 55PG750/2012mm - code: 55PG2012.

ENDO DISPLAY PG

Aluminum profile with satin methacrylate diffuser for homogeneous emission, UGR<22.



UGR<22

IP 40



End caps and accessories not included.
Compatible DRIVERS on page 98.

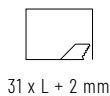
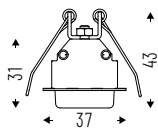
Cod. 4000K	Led	lm	mm
55PG7K4R	7W	325	500
55PG15K4R	15W	650	1000
55PG30K4R	30W	1300	2000
55PG45K4R	45W	1950	3000

Cod. 3000K	Led	lm	mm
55PG7K3R	7W	304	500
55PG15K3R	15W	608	1000
55PG30K3R	30W	1216	2000
55PG45K3R	45W	1824	3000

Cod. 2700K	Led	lm	mm
55PG7K27R	7W	283	500
55PG15K27R	15W	565	1000
55PG30K27R	30W	1131	2000
55PG45K27R	45W	1696	3000

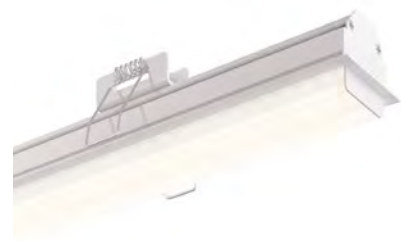
ENDO DISPLAY DU

Aluminum profile with protruding satin methacrylate diffuser for homogeneous emission, UGR<22.



UGR<22

IP 40



End caps and accessories not included.
Compatible DRIVERS on page 98.


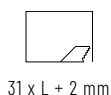
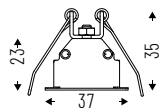
Cod. 4000K	Led	lm	mm
55DU7K4R	7W	371	500
55DU15K4R	15W	745	1000
55DU30K4R	30W	1486	2000
55DU45K4R	45W	2232	3000

Cod. 3000K	Led	lm	mm
55DU7K3R	7W	348	500
55DU15K3R	15W	700	1000
55DU30K3R	30W	1395	2000
55DU45K3R	45W	2093	3000

Cod. 2700K	Led	lm	mm
55DU7K27R	7W	324	500
55DU15K27R	15W	651	1000
55DU30K27R	30W	1297	2000
55DU45K27R	45W	1946	3000

ENDO DISPLAY DK

Element with microcell optics for controlled UGR<16.



IP 40



*End caps and accessories not included.
Compatible DRIVERS on page 98.*

Cod. 4000K	Led	lm	mm
55DK7K4R	7W	900	255
55DK14K4R	14W	1800	515
55DK21K4R	21W	2700	772
55DK28K4R	28W	3600	1030
55DK35K4R	35W	4500	1290

Cod. 3000K	Led	lm	mm
55DK7K3R	7W	830	255
55DK14K3R	14W	1660	515
55DK21K3R	21W	2490	772
55DK28K3R	28W	3300	1030
55DK35K3R	35W	4150	1290

Cod. 2700K	Led	lm	mm
55DK7K27R	7W	747	255
55DK14K27R	14W	1494	515
55DK21K27R	21W	2385	772
55DK28K27R	28W	2970	1030
55DK35K27R	35W	3735	1290

ACCESSORIES



PG/DK end caps kit (consider +4mm on the cutting length).

55AA09R



DU end caps kit (consider +4mm on the cutting length).

55AA09DUR



Linear joint.

55AA11R



Blind screen module, white or black.

55MC1000
55MC2000
55MC3000

PROFREEL is a fixture series for ceiling, suspension or frameless recessed mounting, **fully customizable directly on site**. The device consists of an aluminum body supplied in lengths of up to 3 meters, electronic components (driver and LED strip), that can be selected according to the site needs. The PG methacrylate diffuser is supplied in a 10m coil to be measured and cut on site to realize bright **lines of perfectly homogeneous light without interruptions**. **PROFREEL** allows the application of LED strip even on top of the profile, to achieve bi-directional light distribution. The possibility to integrate the driver inside of the lamp body is its main advantage: this way the installation is simplified and the aesthetics improved.

☑ Features

- Direct emission
- Direct/indirect emission
- UGR<22
- IP 20; IP 40

💡 Led

- 2700K/3000K/4000K/5000K/TW/RGBW/DTW
- >100 lm/W
- CRI>90
- Eye safety: RGO/RGI
- Mac Adams 3
- L80/B10 >50.000h

🕒 Specifications

- Driver and modules in 24V voltage. Luminaire with end caps included
- Profile and LED Strip can be cut every 5cm
- Homogeneous extruded satin methacrylate screen UGR<22

☐ Body

- Aluminum with epoxy powder coating

🎨 Colors

- Matte white RAL 9003 - code B
- Matte black RAL 9005 - code C8


★ Certifications

- CE Conformity
- RETILAP Conformity
- Energy efficiency F
- 5 years warranty

📄 On request

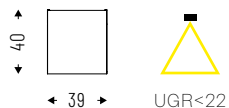
- DALI - code D
- Emergency 1 hr - code EM*
- Emergency 3 hrs - code EM3H*
- 5000K - code K5*

** Where available*



PROFREEL IS

Antistatic satin methacrylate diffuser screen, UGR<22.
Luminaire complete with 10W/m strip, heads and converter.



IP 40

Fixing accessories to be ordered separately.

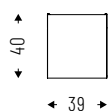
Cod. 4000K	Led	lm	Lmm
83PG6K4	5.5W	529	578
83PG8K4	8W	769	848
83PG11K4	11W	1058	1128
83PG14K4	13.5W	1298	1408
83PG17K4	16.5W	1586	1688
83PG25K4	25W	2404	2530
83PG31K4	30.5W	2932	3090

Cod. 3000K	Led	lm	Lmm
83PG6K3	5.5W	457	578
83PG8K3	8W	664	848
83PG11K3	11W	914	1128
83PG14K3	13.5W	1121	1408
83PG17K3	16.5W	1371	1688
83PG25K3	25W	2077	2530
83PG31K3	30.5W	2534	3090

Cod. 2700K	Led	lm	Lmm
83PG6K27	5.5W	428	578
83PG8K27	8W	622	848
83PG11K27	11W	856	1128
83PG14K27	13.5W	1050	1408
83PG17K27	16.5W	1282	1688
83PG25K27	25W	1944	2530
83PG31K27	30.5W	2371	3090

PROFREEL

Aluminum profile for ceiling, suspension and recessed applications.



Compatible FLEX STRIP LED from page 96.

Cod.	Lmm
83AA1000	1000
83AA2000	2000

Cod.	Lmm
83AA2700	2700
83AA3000	3000

ACCESSORIES



CLD screen,
(collimated optics UGR<16)
1000mm/2000mm/
3000mm.

83CLD1000
83CLD2000
83CLD3000



PG screen,
(UGR<22) 1000mm/
2000mm/3000mm.

83PG1000
83PG2000
83PG3000



Semi-opaque
PMMA indirect film.
1200mm length.

83IN1000



CLD screen,
(collimated optics UGR<16)
10m roll for cutting to length
on continuous lines without
interruptions.

83CLD10000




PG screen,
(UGR<22) 10m roll for cutting
to length on continuous lines
without interruptions.

83SC10000



Adjustable suspension
kit. Cable length
1500mm/3000mm.

83AA13
83AA1330



Ceiling installation
kit.

83AA14



3-5 poles ceiling
power supply box.
Cable length 2000mm.

00AA16
00AA165P



End caps kit.
(3mm thickness included
in the product length).

83AA09



Linear joint.

83AA11

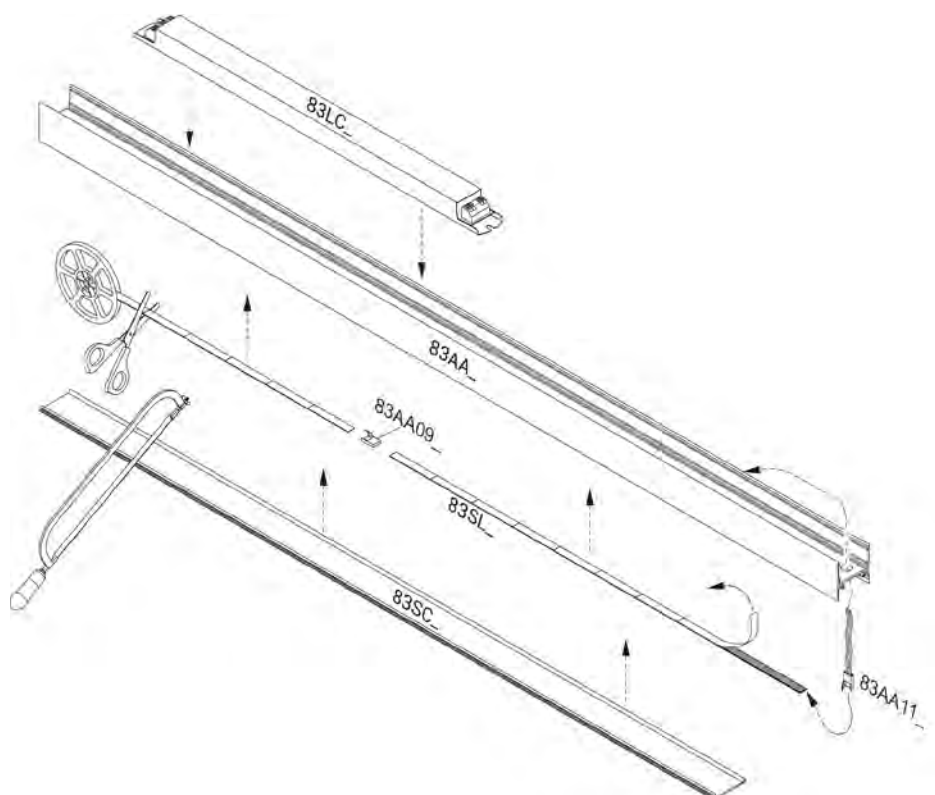


Brackets kit for
recessed installation.

83AA17

TECHNICAL NOTES

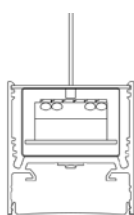
PROFREEL lets full freedom to customize both the length and the luminous shapes you want to create. Horizontal and vertical angles are obtained with extreme simplicity by sectioning the profile and the diffuser directly on site.



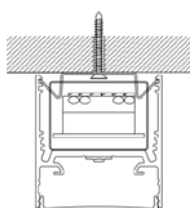
FEW EASY STEP

1. Define and select the length of the system
2. Choose the power/flux and the type of LED Strip
3. Match the correct driver and linking connectors
4. Choose the diffuser and accessories for installation

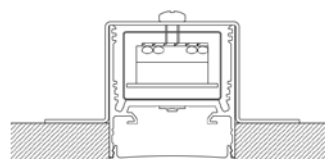
INSTALLATION EXAMPLES



SUSPENSION



CEILING



RECESSED

FLEX STRIP LED

ID 83

Our range of **FLEX STRIP LED**, flexible and adhesive, is available in a wide choice of color temperatures: Tunable White, Dim to Warm or RGBW. Sectionable every 50mm, the strips are compatible with high quality drivers and controllers for effective light management.

☑ Features

- IP 20; IP 65

💡 Led

- 2700K/3000K/4000K/5000K/TW/RGBW/DTW
- >100 lm/W
- CRI>90
- Eye safety: RG0
- Mac Adams 3
- L80/B10 >50.000h

☆ Certifications

- CE Conformity
- Energy efficiency F
- 5 years warranty



STRIP LED _____ IP 20

Adhesive LED strip 24V CRI>90.
Length: 5000mm - sectionable every 50mm.



Cod. 2700K	Led	lm/m	mm
83SL10K27	10W/m	818	5000
83SL15K27	15W/m	1228	5000
83SL20K27	20W/m	1637	5000
83SL24K27	24W/m	2009	5000

Cod. 3000K	Led	lm/m	mm
83SL10K3	10W/m	880	5000
83SL15K3	15W/m	1320	5000
83SL20K3	20W/m	1760	5000
83SL24K3	24W/m	2160	5000

Cod. 4000K	Led	lm/m	mm
83SL10K4	10W/m	941	5000
83SL15K4	15W/m	1412	5000
83SL20K4	20W/m	1883	5000
83SL24K4	24W/m	2311	5000

STRIP LED _____ IP 65

Adhesive LED strip 24V CRI>90.
Length: 5000mm - sectionable every 50mm.

Cod. 2700K	Led	lm/m	mm
83SL10K27IP65	10W/m	735	5000
83SL15K27IP65	15W/m	1023	5000

Cod. 3000K	Led	lm/m	mm
83SL10K3IP65	10W/m	790	5000
83SL15K3IP65	15W/m	1100	5000

Cod. 4000K	Led	lm/m	mm
83SL10K4IP65	10W/m	845	5000
83SL15K4IP65	15W/m	1177	5000

Cod. 5000K	Led	lm/m	mm
83SL10K5IP65	10W/m	904	5000
83SL15K5IP65	15W/m	1259	5000

STRIP LED _____ TUNABLE WHITE

Cod. 2700/6500K	Led	lm/m	mm
83SL24TW	24W/m	2240	5000

STRIP LED _____ DIM TO WARM

Cod. 1800/3000K	Led	lm/m	mm
83SL24DTW	24W/m	2160	5000

STRIP LED _____ RGBW

Cod.	Led	lm/m	mm
83SL17RGW	17W/m	1170	5000

STRIP LED _____ RGBW IP65

Cod.	Led	lm/m	mm
83SL17RGWIP65	17W/m	1050	5000

DRIVER


Driver to be selected according to the power and length of the installed LED strip.

IP 20

INDEPENDENT INSTALLATION CONVERTER (IS) - ON/OFF

Cod.	Led
83LC6024IS	24V 60W
83LC12024IS	24V 120W
83LC20024IS	24V 200W

Compatible products: PROFREEL - ENDO



INDEPENDENT INSTALLATION CONVERTER (IS) - DALI

Cod.	Led
83LC6024ISD	24V 60W
83LC10024ISD	24V 100W
83LC15024ISD	24V 150W

Compatible products: PROFREEL - ENDO

INDEPENDENT INSTALLATION CONVERTER (IS) - BLUETOOTH

Cod.	Led
83LC6024ISBT	24V 60W
83LC10024ISBT	24V 100W
83LC15024ISBT	24V 150W

Compatible products: PROFREEL - ENDO

INDEPENDENT INSTALLATION CONVERTER SLIM - ON/OFF

Cod.	Led
83LC6024SIS	24V 60W
83LC10024SIS	24V 100W

Compatible products: PROFREEL SLIM DISPLAY

INDEPENDENT INSTALLATION CONVERTER SLIM - DALI

Cod.	Led
83LC7024SISD	24V 70W
83LC12024SISD	24V 120W

Compatible products: PROFREEL SLIM DISPLAY

LINEAR CONVERTER 30x21mm - ON/OFF

Cod.	Led
83LC6024	24V 60W
83LC10024	24V 100W

Compatible products: PROFREEL

LINEAR CONVERTER 30x21mm - DALI

Cod.	Led
83LC6024D	24V 60W
83LC10024D	24V 100W

Compatible products: PROFREEL

CONTROLLER BASIC

Cod.	Note
DIMKITTW	Tunable White + Remote

Cod.	Note
DIMKITRGBW	RGBW + Remote



CONTROLLER DALI RGBW/TW

Cod.	Note
83CL4XID	DALI RGBW/Tunable White



ACCESSORIES



Start-of-line connector IP 20.

83AA09EL
IP 20/Dim to warm
83AA09ELRGB
RGBW
83AA09ELTW
Tunable white



Start-of-line connector IP 65.

83AA09ELIP
IP 65
83AA09ELIPRGB
RGBW IP 65



Strip-Strip linear junction IP 20.

83AA11SL
IP 20/Dim to warm
83AA11RGB
RGBW
83AA11TW
Tunable white



Strip-Strip linear junction IP 65.

83AA11IP
IP 65
83AA11IPRGB
RGBW IP 65



Wired linear junction IP 20.

83AA11CC150
IP 20/Dim to Warm
83AA11CC150RGB
RGBW
83AA11CC150TW
Tunable white



Wired linear junction IP 65.

83AA11CC150IP
IP 65
83AA11CC150IPRGB
RGBW IP 65

WAVE DISPLAY

ID 85

WAVE DISPLAY was created as a recessed element for single installation or in continuous rows. As for **WAVE**, the direct emission with **High Contrast microcell optical system** is characterized by the high glare control.

☑ Features

- Direct emission
- UGR<16
- IP 40

💡 Led

- 3000K/4000K
- >107 lm/W
- CRI>90
- Eye safety: RGO/RGI
- Mac Adams 3
- L80/B20 >80.000h

🕒 Specifications

- Built-in driver
- High Contrast UGR<16 diffuser

☐ Body

- Aluminum with epoxy powder coating

🎨 Colors

- White RAL 9003 - code B
- Black RAL 9005 - code C8

★ Certifications

- CE Conformity
- RETILAP Conformity
- Energy efficiency C
- 5 years warranty


⇌ Related products

- Wave (p.130)

📄 On request

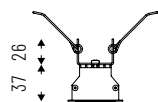
- DALI - code D
- Bluetooth - code BT*
- Emergency 1 hr - code EM*
- Emergency 3 hrs - code EM3H*
- 2700K - code K27*

* Where available



WAVE DISPLAY

High contrast diffuser UGR<16.



→ 55,5 ←



= L 50 x L



UGR<16

IP 40



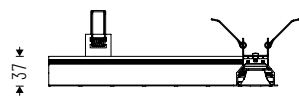
End caps not included.

Cod. 4000K	Led	Im	Lmm
85DR9DKK4R	9W	965	281
85DR18DKK4R	18W	1926	561
85DR36DKK4R	36W	3852	1121

Cod. 3000K	Led	Im	Lmm
85DR9DKK3R	9W	897	281
85DR18DKK3R	18W	1791	561
85DR36DKK3R	36W	3582	1121

WAVE DISPLAY 90

High contrast diffuser UGR<16.



→ 55,5 ←




= L 50 x L



UGR<16

IP 40



End caps not included.

Cod. 4000K	Led	Im	Lmm
85DR18DKK4A90R	18W	1926	288x388

Cod. 3000K	Led	Im	Lmm
85DR18DKK3A90R	18W	1791	288x388

ACCESSORIES



End caps kit for recessed version (consider + 4mm on the cutting length).

85AA09R



Linear joint for recessed version.

85AA11R



Blind module in aluminum with linear joints included.

85MC500R
85MC1000R

OVVIO DISPLAY LED

ID 40

OVVIO DISPLAY LED is the recessed luminaire for plasterboard ceilings with a **compact design** and a **framebit of 4mm**. Fastening system and quick electrical connection facilitate the installation. Low and high power LED modules allow to always find the best lighting solution. The maximum length of the profiles is over three metres, with a 280mm modularity and corner elements for wall or ceiling mount.

☑ Features

- Direct emission
- UGR<22
- IP 40

📏 Led

- 3000K/4000K
- >98 lm/W
- CRI>90
- Eye safety: RG0/RG1
- Mac Adams 3
- L80/B20 >80.000h

🕒 Specifications

- Built-in driver
- Diffuser in extruded PMMA for soft emission without shadow areas

📦 Body

- Aluminum with epoxy powder coating

🎨 Colors

- Matte white RAL 9003 - code B
- Matte black RAL 9005 - code C8

★ Certifications

- CE Conformity
- RETILAP Conformity
- Energy efficiency C
- 5 years warranty

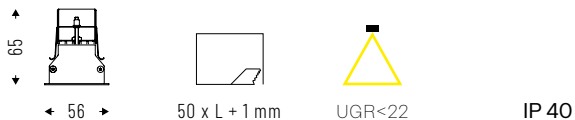
📄 On request

- DALI - code D
- Bluetooth - code BT*
- Emergency 1 hr - code EM*
- Emergency 3 hrs - code EM3H*
- 2700K - code K27*
- 5000K - code K5*
- Human Centric Lighting*

* Where available

OVVIO DISPLAY LED

Diffuser in extruded PMMA (UGR<22) for soft emission without shadow areas.



End caps not included.

LOW POWER VERSION (20 W/m)

Cod. 4000K	Led	lm	Lmm
40PG18K4	18W	1770	844
40PG24K4	24W	2360	1124
40PG30K4	30W	2951	1404
40PG36K4	36W	3540	1684
40PG42K4	42W	4130	1964
40PG48K4	48W	4721	2244
40PG54K4	54W	5310	2524
40PG60K4	60W	5900	2804
40PG66K4	66W	6490	3084

LOW POWER VERSION (20 W/m)

Cod. 3000K	Led	lm	Lmm
40PG18K3	18W	1733	844
40PG24K3	24W	2310	1124
40PG30K3	30W	2888	1404
40PG36K3	36W	3465	1684
40PG42K3	42W	4043	1964
40PG48K3	48W	4621	2244
40PG54K3	54W	5198	2524
40PG60K3	60W	5776	2804
40PG66K3	66W	6354	3084

HIGH POWER VERSION (40 W/m)

Cod. 4000K	Led	lm	Lmm
40PG48K4HP	48W	4719	1124
40PG60K4HP	60W	5900	1404
40PG72K4HP	72W	7080	1684

HIGH POWER VERSION (40 W/m)

Cod. 3000K	Led	lm	Lmm
40PG48K3HP	48W	4621	1124
40PG60K3HP	60W	5776	1404
40PG72K3HP	72W	6931	1684

ACCESSORIES



End caps kit (consider +4mm on the cutting length).

40AA09LED



Linear joint.

40AA11LED



PG screen (UGR<22) in 10m roll to be cut to measure for continuous lines without interruptions.

40PG10000

GROOVE DISPLAY

ID 43

GROOVE DISPLAY is the technical solution adopted for an **easy and precise installation**. It is an easy-to-manage lighting system, from the design stage to the installation of the product in continuous rows. The ideal fixture for recessed mounting on plasterboard and slatted ceilings.

☑ Features

- Direct emission
- UGR<19
- IP 40

💡 Led

- 3000K/4000K
- >105 lm/W
- CRI>90
- Eye safety: RG0/RG1
- Mac Adams 3
- L80/B20 >80.000h

🕒 Specifications

- Built-in driver
- Diffuser with DPL UGR<19 technology

📦 Body

- Aluminum with epoxy powder coating

🎨 Colors

- White RAL 9003 - code B
- Black RAL 9005 - code C8

★ Certifications

- CE Conformity
- RETILAP Conformity
- Energy efficiency C
- 5 years warranty

⇄ Related products

- Groove (p. 58)
- Groove IP54 (p. 301)
- Groove Display IP54 (p. 304)

📦 On request

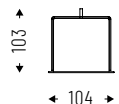
- DALI - code D
- Bluetooth - code BT*
- Emergency 1 hr - code EM*
- Emergency 3 hrs - code EM3H*
- 2700K - code K27*
- 5000K - code K5*
- Human Centric Lighting*

* Where available



GROOVE DISPLAY

Diffuser with Diamond Prism LED technology (UGR<19).



IP 40

End caps not included.

LOW POWER VERSION (20 W/m)

Cod. 4000K	Led	lm	Lmm
43DPL24K4F	24W	2646	1130
43DPL30K4F	30W	3308	1410
43DPL36K4F	36W	3969	1690
43DPL42K4F	42W	4631	1970
43DPL48K4F	48W	5292	2250
43DPL54K4F	54W	5954	2530
43DPL60K4F	60W	6615	2810
43DPL66K4F	66W	7277	3090

LOW POWER VERSION (20 W/m)

Cod. 3000K	Led	lm	Lmm
43DPL24K3F	24W	2460	1130
43DPL30K3F	30W	3077	1410
43DPL36K3F	36W	3691	1690
43DPL42K3F	42W	4306	1970
43DPL48K3F	48W	4921	2250
43DPL54K3F	54W	5537	2530
43DPL60K3F	60W	6152	2810
43DPL66K3F	66W	6767	3090

HIGH POWER VERSION (40 W/m)

Cod. 4000K	Led	lm	Lmm
43DPL45K4HPF	45W	4961	1130
43DPL57K4HPF	57W	6284	1410
43DPL68K4HPF	68W	7497	1690

HIGH POWER VERSION (40 W/m)

Cod. 3000K	Led	lm	Lmm
43DPL45K3HPF	45W	4614	1130
43DPL57K3HPF	57W	5844	1410
43DPL68K3HPF	68W	6972	1690

ACCESSORIES



End caps kit (consider +4mm on the cutting length).

43AA09F



Linear joint.

43AA11F



Microprismatic diffuser
UGR<19 10m.








43DPL10000



Metarylate diffuser
UGR<22 10m.

43PG10000

SUSPENDED CEILING

ONE RING	108	ID 17	
BEN	114	ID 10	
PIPE LINE	122	ID 86	
STICK 2.0	127	ID 08	
WAVE	130	ID 85	
DIMPLES	132	ID 48	
LITE	139	ID 47	

ONE RING

ID 17

ONE RING is a **decorative yet highly technical fixture with a minimal design** and multiple application possibilities. Available in a range of diameters, for direct ceiling or suspended mounting, with direct or direct/indirect light emission and the possibility of adding adjustable spotlights for accent lighting. With the option of including a central acoustic with sound absorption panels, **ONE RING** is a truly unique lighting solution.

☑ Features

- Direct emission
- Direct/indirect emission
- UGR<22; <19
- IP 40

💡 Led

- 3000K/4000K
- >107 lm/W
- CRI>90
- Eye safety: RG0/RG1
- Mac Adams 3
- L80/B20 >80.000h

🕒 Specifications

- Satin methacrylate diffuser for homogeneous emission UGR<22
- Impact resistant DPL diffuser with homogeneous and controlled emission, UGR<19

📦 Body

- Aluminum with epoxy powder coating

🎨 Colors

- White RAL 9003 - code B
- Black RAL 9005 - code C8

★ Certifications



- CE Conformity
- RETILAP Conformity
- Energy efficiency C
- Energy efficiency SPOT version F
- 5 years warranty

📄 On request

- DALI - code D*
- Bluetooth - code BT*
- Emergency 1hr - code EM*
- Emergency 3 hrs - code EM3H*
- Ceiling version*
- 2700K - code K27*

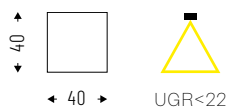
* Where available





ONE RING PG

Satin methacrylate diffuser for homogeneous emission UGR<22.



IP 40

Power supply box and suspensions (L. 3000mm) included.

Cod. 4000K	Led	lm	Ømm
17PG39K4	39W	4173	790
17PG58K4	58W	6216	1140
17PG77K4	77W	8288	1510
17PG96K4	96W	10360	1860
17PG115K4	115W	12432	2240
17PG134K4	134W	14504	2592
17PG154K4	154W	16576	2960

Cod. 3000K	Led	lm	Ømm
17PG39K3	39W	3881	790
17PG58K3	58W	5780	1140
17PG77K3	77W	7708	1510
17PG96K3	96W	9635	1860
17PG115K3	115W	11562	2240
17PG134K3	134W	13489	2592
17PG154K3	154W	15416	2960

For "ceiling" version with remote driver add "P" to the code.

ONE RING PG DOUBLE EMISSION

Satin methacrylate diffuser for homogeneous emission UGR<22. Direct/indirect emission.



IP 40

Power supply box and suspensions (L. 3000mm) included.

Cod. 4000K	Led	lm	Ømm
17DI63PGK4	63W: 39W+24W	6057	790
17DI93PGK4	93W: 58W+35W	8966	1140
17DI123PGK4	123W: 77W+46W	11588	1510
17DI153PGK4	153W: 96W+57W	14760	1860
17DI184PGK4	184W: 115W+69W	17382	2240
17DI215PGK4	215W: 134W+81W	20554	2592
17DI246PGK4	246W: 154W+92W	23726	2960

Cod. 3000K	Led	lm	Ømm
17DI63PGK3	63W: 39W+24W	5578	790
17DI93PGK3	93W: 58W+35W	8255	1140
17DI123PGK3	123W: 77W+46W	10678	1510
17DI153PGK3	153W: 96W+57W	13595	1860
17DI184PGK3	184W: 115W+69W	16017	2240
17DI215PGK3	215W: 134W+81W	18934	2592
17DI246PGK3	246W: 154W+92W	21851	2960

For ceiling version with remote driver add "P" to the code.

ONE RING DPL

Diffuser with Diamond Prism LED (DPL) technology with UGR<19.



IP 40

Power supply box and suspensions (L 3000mm) included.

Cod. 4000K	Led	lm	Ømm
17DPL39K4	39W	3950	790
17DPL58K4	58W	5880	1140
17DPL77K4	77W	7840	1510
17DPL96K4	96W	9800	1860
17DPL115K4	115W	11760	2240
17DPL134K4	134W	13720	2592
17DPL154K4	154W	15680	2960

Cod. 3000K	Led	lm	Ømm
17DPL39K3	39W	3674	790
17DPL58K3	58W	5468	1140
17DPL77K3	77W	7291	1510
17DPL96K3	96W	9114	1860
17DPL115K3	115W	10937	2240
17DPL134K3	134W	12760	2592
17DPL154K3	154W	14582	2960

For ceiling version with remote driver add "P" to the code.

ONE RING DPL DOUBLE EMISSION

Diffuser with Diamond Prism LED (DPL) technology with UGR<19.
Direct/indirect emission.



IP 40

Power supply box and suspensions (L 3000mm) included.

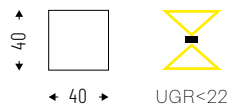

Cod. 4000K	Led	lm	Ømm
17DI63DPLK4	63W: 39W+24W	5834	790
17DI93DPLK4	93W: 58W+35W	8630	1140
17DI123DPLK4	123W: 77W+46W	11140	1510
17DI153DPLK4	153W: 96W+57W	14200	1860
17DI184DPLK4	184W: 115W+69W	16710	2240
17DI215DPLK4	215W: 134W+81W	19770	2592
17DI246DPLK4	246W: 154W+92W	22830	2960

Cod. 3000K	Led	lm	Ømm
17DI63DPLK3	63W: 39W+24W	5371	790
17DI93DPLK3	93W: 58W+35W	7943	1140
17DI123DPLK3	123W: 77W+46W	10261	1510
17DI153DPLK3	153W: 96W+57W	13074	1860
17DI184DPLK3	184W: 115W+69W	15392	2240
17DI215DPLK3	215W: 134W+81W	18205	2592
17DI246DPLK3	246W: 154W+92W	21017	2960

For ceiling version with remote driver add "P" to the code.

ONE RING PG ACOUSTIC DOUBLE EMISSION

Satin methacrylate diffuser for homogeneous emission UGR<22. Direct/indirect emission.



IP 40

Power supply box and suspensions (L 3000mm) included.
Gray sound-absorbing panel.

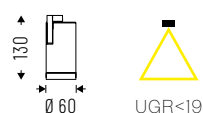
Cod. 4000K	Led	lm	Ømm
17DI93PGK4AC	93W: 58W+35W	8966	1140

Cod. 3000K	Led	lm	Ømm
17DI93PGK3AC	93W: 58W+35W	8255	1140

For ceiling version with remote driver add "P" to the code.

ONE RING SPOT

Spot light installable on One Ring.
Beam angles: 15°-20°-36°-50°.



IP 40

Cod. 4000K	Led	lm	Ømm
17VT9K415	9W 15°	1094	60
17VT9K420	9W 20°	1094	60
17VT9K436	9W 36°	1094	60
17VT9K450	9W 50°	1094	60

Cod. 3000K	Led	lm	Ømm
17VT9K315	9W 15°	923	60
17VT9K320	9W 20°	923	60
17VT9K336	9W 36°	923	60
17VT9K350	9W 50°	923	60

ACCESSORIES



Kit of transparent screens for the indirect lighting side.

17AASCINTR790 Diam. Ø 790mm

17AASCINTR1140 Diam. Ø 1140mm

17AASCINTR1510 Diam. Ø 1510mm

17AASCINTR1860 Diam. Ø 1860mm

17AASCINTR2240 Diam. Ø 2240mm

17AASCINTR2592 Diam. Ø 2592mm

17AASCINTR2960 Diam. Ø 2960mm

BEN is the **universal luminaire for wall, ceiling, suspension or recessed installation** with bodies made entirely of **aluminum**, without welding. The IP 40 version offers **both satin and microprismatic diffusers** with DPL UGR<19 technology. The mid-power LED on circular boards avoid the creation of shadow areas and are connected to the internal supports via quick connectors, for easy electrification.

☑ Features

- Direct emission
- Direct/indirect emission
- UGR<19; <22
- IP 40

💡 Led

- 3000K/4000K
- >125 lm/W
- CRI >125
- Eye safety: RG0/RG1
- Mac Adams 3
- L80/B20 >80.000h

🕒 Specifications

- Built-in driver
- Impact resistant satin acrylic PG diffuser with UGR<22
- Impact resistant DPL diffuser with homogeneous and controlled emission UGR<19 (accessory)

📦 Body

- Aluminum with epoxy powder coating

🎨 Colors

- Matte white RAL 9003 - code B

★ Certifications

- CE Conformity
- RETILAP Conformity
- ETL Conformity
- Energy efficiency C
- 5 years warranty

↔ Related products

- Ben IP54 (p. 327)

📦 On request

- DALI - code D
- Bluetooth - code BT*
- Emergency 1hr - code EM*
- Emergency 3 hrs - code EM3H*
- 2700K - code K27*
- Human Centric Lighting*

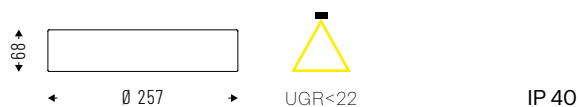
* Where available





BEN SMALL PG

PG diffuser with frosted Acryl-Satiné and impact resistant diffuser UGR<22.

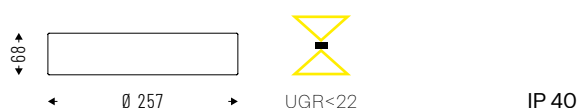


Cod. 4000K	Led	lm	Ømm
10PG6K4	6W	798	257
10PG12K4	12W	1598	257
10PG18K4	18W	2394	257

Cod. 3000K	Led	lm	Ømm
10PG6K3	6W	742	257
10PG12K3	12W	1486	257
10PG18K3	18W	2226	257

BEN SMALL PG DOUBLE EMISSION

PG diffuser with frosted Acryl-Satiné and impact resistant diffuser UGR<22. Direct/indirect emission.

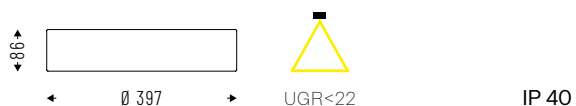


Cod. 4000K	Led	lm	Ømm
10DI15PGK4	15W: 6W+9W	2014	257
10DI21PGK4	21W: 12W+9W	2814	257
10DI27PGK4	27W: 18W+9W	3610	257

Cod. 3000K	Led	lm	Ømm
10DI15PGK3	15W: 6W+9W	1889	257
10DI21PGK3	21W: 12W+9W	2633	257
10DI27PGK3	27W: 18W+9W	3373	257

BEN_____MEDIUM PG

PG diffuser with frosted Acryl-Satiné and impact resistant diffuser UGR<22.



Cod. 4000K	Led	lm	Ømm
10PG15K4	15W	2111	397
10PG21K4	21W	2887	397

Cod. 3000K	Led	lm	Ømm
10PG15K3	15W	1963	397
10PG21K3	21W	2684	397

BEN_____MEDIUM PG DOUBLE EMISSION

PG diffuser with frosted Acryl-Satiné and impact resistant diffuser UGR<22. Direct/indirect emission.

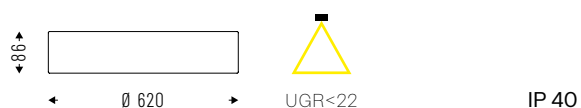


Cod. 4000K	Led	lm	Ømm
10DI24PGK4	24W: 15W+9W	3733	397
10DI30PGK4	30W: 21W+9W	4509	397

Cod. 3000K	Led	lm	Ømm
10DI24PGK3	24W: 15W+9W	3493	397
10DI30PGK3	30W: 21W+9W	4214	397

BEN LARGE PG

PG diffuser with frosted Acryl-Satiné and impact resistant diffuser UGR<22.

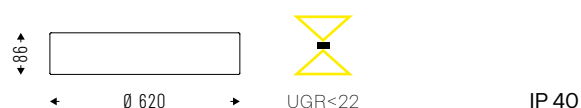


Cod. 4000K	Led	lm	Ømm
10PG58K4	58W	8072	620
10PG96K4	96W	12710	620

Cod. 3000K	Led	lm	Ømm
10PG58K3	58W	7507	620
10PG96K3	96W	11820	620

BEN LARGE PG DOUBLE EMISSION

PG diffuser with frosted Acryl-Satiné and impact resistant diffuser UGR<22. Direct/indirect emission.

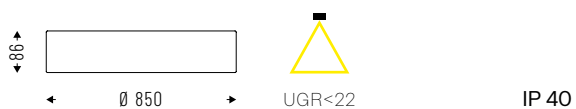


Cod. 4000K	Led	lm	Ømm
10DI82PGK4	82W: 58W+24W	11285	620
10DI120PGK4	120W: 96W+24W	15923	620

Cod. 3000K	Led	lm	Ømm
10DI84PGK3	82W: 58W+24W	10536	620
10DI136PGK3	120W: 96W+24W	14849	620

BEN XL PG

PG diffuser with frosted Acryl-Satiné and impact resistant diffuser UGR<22.

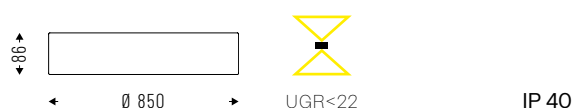


Cod. 4000K	Led	lm	Ømm
10PG70K4	70W	9564	850
10PG150K4	150W	20550	850

Cod. 3000K	Led	lm	Ømm
10PG70K3	70W	8895	850
10PG150K3	150W	19111	850

BEN XL PG DOUBLE EMISSION

PG diffuser with frosted Acryl-Satiné and impact resistant diffuser UGR<22. Direct/indirect emission.

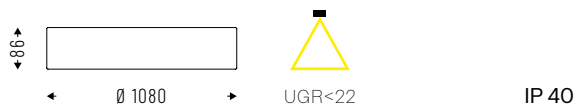


Cod. 4000K	Led	lm	Ømm
10DI100PGK4	100W: 70W+30W	13580	850
10DI180PGK4	180W: 150W+30W	24566	850

Cod. 3000K	Led	lm	Ømm
10DI100PGK3	100W: 70W+30W	12681	850
10DI180PGK3	180W: 150W+30W	22897	850

BEN MAXI PG

PG diffuser with frosted Acryl-Satiné and impact resistant diffuser UGR<22.

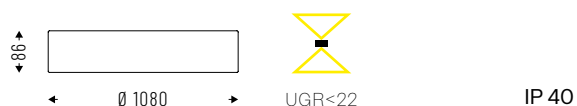


Cod. 4000K	Led	lm	Ømm
10PGI25K4	125W	16496	1080
10PGI85K4	185W	24420	1080

Cod. 3000K	Led	lm	Ømm
10PGI25K3	125W	15341	1080
10PGI85K3	185W	22711	1080

BEN MAXI PG DOUBLE EMISSION

PG diffuser with frosted Acryl-Satiné and impact resistant diffuser UGR<22. Direct/indirect emission.



Cod. 4000K	Led	lm	Ømm
10DI16IPGK4	161W:125W+36W	21316	1080
10DI22IPGK4	221W:185W+36W	29240	1080

Cod. 3000K	Led	lm	Ømm
10DI16IPGK3	161W:125W+36W	19885	1080
10DI22IPGK3	221W:185W+36W	27255	1080

ACCESSORIES



DPL diffuser for IP 40 version.

10AADPLS - SMALL
10AADPLM - BEN MEDIUM
10AADPLL - BEN LARGE
10AADPLXL - BEN XL
10AADPLMX - BEN MAXI



Kit for suspended installation. Cable length 1500/3000mm.

10AA13
10AA1330



3-5 poles ceiling power supply box. Cable length 2000mm.

00AA16
00AA165P

Stylish and extremely minimal design combined with high performance make **PIPE LINE** a direct emission suspension suitable for illuminating any setting: office, retail, or residential environments. The remote driver makes installation extremely flexible. The **PG optics**, providing uniform emission, enable the illumination of spaces with diffuse light, while the **High Contrast microcell optics** with superior glare control (**UGR<16**) is the perfect solution for desks and workstations.

☑ Features

- Direct/indirect emission
- Direct emission
- UGR<16; <22
- IP 40

💡 Led

- 3000K/4000K
- >132 lm/W
- CRI>90
- Eye safety: RG0/RG1
- Mac Adams 3
- L80/BIO >50.000h

🕒 Specifications

- PG: satin methacrylate diffuser for homogeneous emission UGR<22
- HC: diffuser with UGR<16 microcells
- PG-HC: a combination of homogeneous emission and High Contrast
- DK: diffuser with UGR<16 microcells

📦 Body

- Aluminum with epoxy powder coating

🎨 Colors

- White RAL 9003 wrinkled - code W
- Black RAL 9005 wrinkled - code BK

★ Certifications

- CE Conformity
- RETILAP Conformity
- Energy efficiency D
- 5 years warranty

📄 On request

- DALI - code D
- Bluetooth - code BT*
- Emergency 1 hr - code EM*
- Emergency 3 hrs - code EM3H*
- 2700K - code K27*

* Where available






PIPE LINE MONO PG

Methacrylate satin diffuser for soft diffusion,
UGR<22.



IP 40



Cod. 4000K	Led	lm	Lmm
86PG31K4M	31W	4092	1448
86PG39K4M	39W	5148	1808
86PG46K4M	46W	6072	2168
86PG54K4M	54W	7128	2528
86PG62K4M	62W	8184	2888

Cod. 3000K	Led	lm	Lmm
86PG31K3M	31W	3765	1448
86PG39K3M	39W	4737	1808
86PG46K3M	46W	5587	2168
86PG54K3M	54W	6558	2528
86PG62K3M	62W	7530	2888

PIPE LINE MONO DK

High Contrast diffuser UGR<16.



IP 40

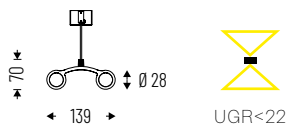


Cod. 4000K	Led	lm	Lmm
86DK31K4M	31W	3575	1448
86DK39K4M	39W	4497	1808
86DK46K4M	46W	5305	2168
86DK54K4M	54W	6227	2528
86DK62K4M	62W	7150	2888


Cod. 3000K	Led	lm	Lmm
86DK31K3M	31W	3324	1448
86DK39K3M	39W	4181	1808
86DK46K3M	46W	4931	2168
86DK54K3M	54W	5789	2528
86DK62K3M	62W	6646	2888

PIPE LINE DUO ___PG

Methacrylate satin diffuser for soft diffusion, UGR<22.



IP 40

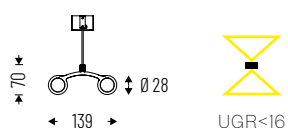


Cod. 4000K	Led	lm	Lmm
86PG48K4	48W	6354	1088
86PG62K4	62W	8184	1448


Cod. 3000K	Led	lm	Lmm
86PG48K3	48W	5845	1088
86PG62K3	62W	7529	1448

PIPE LINE DUO ___DK

Microcells High Contrast diffuser, UGR<16.



IP 40

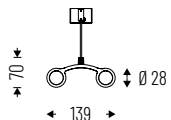



Cod. 4000K	Led	lm	Lmm
86DK48K4	48W	5538	1088
86DK62K4	62W	7149	1448

Cod. 3000K	Led	lm	Lmm
86DK48K3	48W	5150	1088
86DK62K3	62W	6648	1448

PIPE LINE DUO PG-DK

Combination between soft homogeneous emission and High Contrast microcells accents.



UGR<22

IP 40

Cod. 4000K	Led	lm	Lmm
86DKD48K4	48W	5946	1088
86DKD62K4	62W	7667	1448

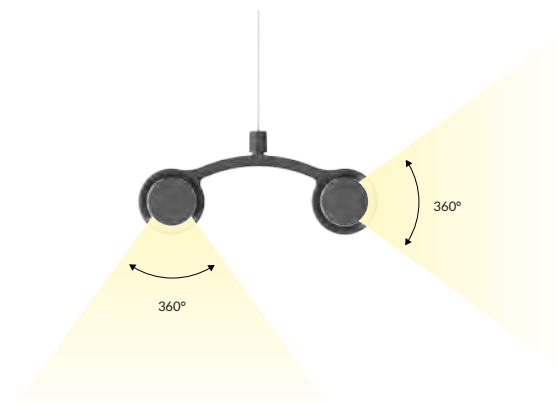
Cod. 3000K	Led	lm	Lmm
86DKD48K3	48W	5497	1088
86DKD62K3	62W	7088	1448

PIPE LINE DUO TECHNICAL NOTES

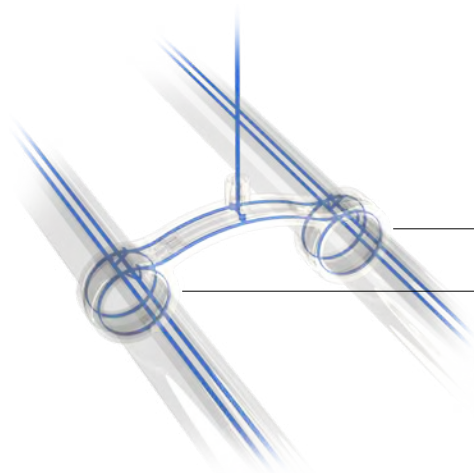
SLIDING



ROTATING



ELECTRICAL CONTACTS



Electrical contacts for sliding movements

Brush contacts for rotating movements

STICK 2.0

ID 08

arlico

SUSPENDED
CEILING

Lighting plays with perspectives thanks to **STICK 2.0**: this cylindrical **profile with internal strip** can be used both horizontally and vertically to create surprising **visual combinations and add a creative touch to living and working environments**. Equipped with an aluminium body with a shockproof diffuser, STICK 2.0 benefits from PG optics to ensure a soft and homogeneous emission with no shadow areas.

☑ Features

- Direct/indirect emission
- UGR<22
- IP 40

💡 Led

- 3000K/4000K
- >125 lm/W
- CRI>90
- Eye safety: RG0/RG1
- Mac Adams 3
- L80/B10 >50.000h

🕒 Specifications

- PG optics for soft and homogeneous emission with no shadow areas

☐ Body

- Aluminum body with a shockproof diffuser for soft emission
- Diecast end caps


☆ Certifications

- CE Conformity
- RETILAP Conformity
- Energy efficiency D
- 5 years warranty

📦 On request

- DALI - code D*
- 2700K - code K27*
- 5000K - code K5*
- Human Centric Lighting*

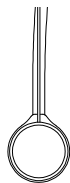
* Where available



STICK 2.0

Direct/indirect emission with PMMA frosted diffuser UGR<22.

Fixture complete with 24W/m Strip, power cable and suspensions 3000mm.



∅ 22



UGR<22

IP 40

Box with driver not included.



Cod. 4000K	Led	lm	Lmm
08DI48PGK4	24+24W	2688	1200
08DI72PGK4	36+36W	4032	1400
08DI96PGK4	48+48W	5376	1900
08DI120PGK4	60+60W	6720	2500

Cod. 3000K	Led	lm	Lmm
08DI48PGK3	24+24W	2472	1200
08DI72PGK3	36+36W	3708	1400
08DI96PGK3	48+48W	4944	1900
08DI120PGK3	60+60W	6180	2500

STICK 2.0 VERTICAL

Direct/indirect emission with PMMA frosted diffuser UGR<22.

Fixture complete with 24W/m Strip and power cable 3000mm.



∅ 22



UGR<22

IP 40

Box with driver not included.



Cod. 4000K	Led	lm	Lmm
08DI48PGK4V	24+24W	2688	1200
08DI72PGK4V	36+36W	4032	1400
08DI96PGK4V	48+48W	5376	1900
08DI120PGK4V	60+60W	6720	2500

Cod. 3000K	Led	lm	Lmm
08DI48PGK3V	24+24W	2472	1200
08DI72PGK3V	36+36W	3708	1400
08DI96PGK3V	48+48W	4944	1900
08DI120PGK3V	60+60W	6180	2500

ACCESSORIES



Box with 24V driver
ceiling version.

08BXC

Dali version.

08BXCD



Box with 24V driver
recessed version.

08BXR

Dali version.

08BXRD

CONFIGURATION EXAMPLE



WAVE is the suspension element characterized by **soft lines**, which **emphasizes the sophisticated microcells** High Contrast optical system with **high glare control**.

☑ Features

- Direct emission
- Direct/indirect emission
- UGR<16
- IP 40

💡 Led

- 3000K/4000K
- >110 lm/W
- CRI>90
- Eye safety: RGO/RGI
- Mac Adams 3
- L80/B20 >80.000h

🕒 Specifications

- Built-in driver
- High Contrast UGR<16 diffuser
- Double emission: direct/indirect

☐ Body

- Aluminum with epoxy powder coating.

🎨 Colors

- White RAL 9003 - code B **
- Black RAL 9005 - code C8

★ Certifications

- CE Conformity
- RETILAP Conformity
- Energy efficiency C
- 5 years warranty

⇒ Related products

- Wave Display (p. 100)

📦 On request

- DALI - code D
- 2700K - code K27*
- Bluetooth - code BT

* Where available

** With black optics and end caps



WAVE

High Contrast diffuser UGR<16.



IP 40



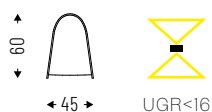
Cod. 4000K	Led	lm	Lmm
85DR26DKK4	26W	2938	1185
85DR36DKK4	36W	3852	1185
85DR31DKK4	31W	3503	1465
85DR45DKK4	45W	4815	1465
85DR37DKK4	37W	4181	1745
85DR54DKK4	54W	5778	1745
85DR61DKK4	61W	6893	2865
85DR90DKK4	90W	9630	2865

Cod. 3000K	Led	lm	Lmm
85DR26DKK3	26W	2732	1185
85DR36DKK3	36W	3582	1185
85DR31DKK3	31W	3258	1465
85DR45DKK3	45W	4478	1465
85DR37DKK3	37W	3888	1745
85DR54DKK3	54W	5374	1745
85DR61DKK3	61W	6410	2865
85DR90DKK3	90W	8956	2865

WAVE DOUBLE EMISSION

High Contrast diffuser UGR<16.

Direct/indirect emission.



IP 40



Cod. 4000K	Led	lm	Lmm
85DI38DKK4	38W: 26W+12W	4234	1185
85DI48DKK4	48W: 36W+12W	5148	1185
85DI47DKK4	47W: 31W+16W	5231	1465
85DI61DKK4	61W: 45W+16W	6543	1465
85DI53DKK4	53W: 37W+16W	5909	1745
85DI70DKK4	70W: 54W+16W	7506	1745
85DI93DKK4	93W: 61W+32W	10349	2865
85DI122DKK4	122W: 90W+32W	13086	2865

Cod. 3000K	Led	lm	Lmm
85DI38DKK3	38W: 26W+12W	3937	1185
85DI48DKK3	48W: 36W+12W	4787	1185
85DI47DKK3	47W: 31W+16W	4865	1465
85DI61DKK3	61W: 45W+16W	6085	1465
85DI53DKK3	53W: 37W+16W	5495	1745
85DI70DKK3	70W: 54W+16W	6981	1745
85DI93DKK3	93W: 61W+32W	9624	2865
85DI122DKK3	122W: 90W+32W	12170	2865

DIMPLES

ID 48

DIMPLES is a **recessed, suspended or ceiling mounted installation** fixture, characterized by its very **shallow profile** height of just 38mm, with integrated drivers and unique aesthetics. The individual **microcells contain optics** that can either be specified for office applications requiring low glare, or for general lighting applications with broad lateral light distribution for core areas, including meeting rooms and breakout spaces. DIMPLES is **offered in a wide range of outputs and sizes**, for direct only or bidirectional light distribution, making it extremely versatile and a huge step beyond the conventional LED lit lighting panels.

☑ Features

- Direct emission
- Direct/indirect emission
- UGR<16; <22
- IP 40

💡 Led

- 3000K/4000K
- >100 lm/W
- CRI>90
- Eye safety: RG0/RG1
- Mac Adams 3
- L80/B10 >50.000h

🕒 Specifications

- Built-in driver
- Primary diffuser in satin PC UGR<16
- PG version with additional coplanar screen in opal PC UGR<22
- Double emission: direct/indirect

📦 Body

- Satin ABS with anodized aluminum base.

🎨 Colors

- White RAL 9003 - code B

★ Certifications

- CE Conformity
- Energy efficiency E
- 5 years warranty

↔ Related products

- Dimples recessed (p. 149)

📄 On request

- DALI - code D*
- Bluetooth - code BT*
- Emergency 1 hr - code EM*
- Emergency 3 hrs - code EM3H*

* Where available



DIMPLES MINI

Satin ABS reflectors with primary PC frosted diffuser, UGR<16.



IP 40

Cod. 4000K	Led	lm	Lmm
48DRI0K4	10W	1144	152
48DRI3K4	13W	1487	152

Cod. 3000K	Led	lm	Lmm
48DRI0K3	10W	1041	152
48DRI3K3	13W	1353	152

DIMPLES MINI PG

Satin ABS reflectors with primary PC frosted diffuser with additional frosted PC coplanar screen, UGR<22.



IP 40

Cod. 4000K	Led	lm	Lmm
48PGI0K4	10W	1087	152
48PGI3K4	13W	1412	152

Cod. 3000K	Led	lm	Lmm
48PGI0K3	10W	984	152
48PGI3K3	13W	1278	152

DIMPLES

Satin ABS reflectors with primary PC frosted diffuser, UGR<16.



IP 40

Cod. 4000K	Led	Im	Lmm
48DR44K4	44W	5132	595

Cod. 3000K	Led	Im	Lmm
48DR44K3	44W	4618	595

DIMPLES DOUBLE EMISSION

Satin ABS reflectors with primary PC frosted diffuser, UGR<16, and upper diffuser for double emission: direct/indirect.



IP 40

Cod. 4000K	Led	Im	Lmm
48DI60K4	60W: 44W+16W	6864	595

Cod. 3000K	Led	Im	Lmm
48DI60K3	60W: 44W+16W	6246	595

DIMPLES___PG

Satin ABS reflectors with primary PC frosted diffuser with additional frosted PC coplanar screen, UGR<22.



Cod. 4000K	Led	Im	Lmm
48PG44K4	44W	4874	595

Cod. 3000K	Led	Im	Lmm
48PG44K3	44W	4435	595

DIMPLES___PG DOUBLE EMISSION

Satin ABS reflectors with primary PC frosted diffuser, UGR<22, and upper diffuser for double emission: direct/indirect.



Cod. 4000K	Led	Im	Lmm
48DI60PGK4	60W: 44W+16W	6521	595

Cod. 3000K	Led	Im	Lmm
48DI60PGK3	60W: 44W+16W	5933	595

DIMPLES___LONG

Satin ABS reflectors with primary PC frosted diffuser, UGR<16.



UGR<16

IP 40

Cod. 4000K	Led	lm	Lmm
48DR35K4L	35W	4004	1195
48DR52K4L	52W	5949	1745

Cod. 3000K	Led	lm	Lmm
48DR35K3L	35W	3643	1195
48DR52K3L	52W	5413	1745

DIMPLES___LONG DOUBLE EMISSION

Satin ABS reflectors with primary PC frosted diffuser, UGR<16, and upper diffuser for double emission: direct/indirect.



UGR<16

IP 40

Cod. 4000K	Led	lm	Lmm
48DI52K4L	52W: 35W+17W	5949	1195
48DI70K4L	70W: 52W+18W	8008	1745

Cod. 3000K	Led	lm	Lmm
48DI52K3L	52W: 35W+17W	5413	1195
48DI70K3L	70W: 52W+18W	7288	1745

DIMPLES___LONG PG

Satin ABS reflectors with primary PC frosted diffuser with additional frosted PC coplanar screen, UGR<22.



IP 40

Cod. 4000K	Led	lm	Lmm
48PG35K4L	35W	3804	1195
48PG52K4L	52W	5652	1745

Cod. 3000K	Led	lm	Lmm
48PG35K3L	35W	3461	1195
48PG52K3L	52W	5143	1745

DIMPLES___LONG PG DOUBLE EMISSION

Satin ABS reflectors with primary PC frosted diffuser with additional frosted PC coplanar screen, UGR<22 and upper diffuser for double emission: direct/indirect.



IP 40

Cod. 4000K	Led	lm	Lmm
48DI52PGK4L	52W: 35W+17W	5652	1195
48DI70PGK4L	70W: 52W+18W	7608	1745

Cod. 3000K	Led	lm	Lmm
48DI52PGK3L	52W: 35W+17W	5143	1195
48DI70PGK3L	70W: 52W+18W	6923	1745

ACCESSORIES



Adjustable suspension kit.
Cable length
1500mm/3000mm.

48AA13
48AA1330




3-5 poles ceiling
power supply box.
Cable length 2000mm.

00AA16
00AA165P

TECHNICAL NOTES

OPTICS



PC version with body-diffuser in satin ABS and
CUT-OFF effect diffuser for glare control.



PG version with additional frosted PC coplanar screen.

CONNECTION



The installation of devices is immediate thanks
to the practical connector located in the back.

LITE is a luminaire with a minimal design and a compact section, **for ceiling and suspended mount**.

The power supply electronics are integrated into the body, while the closed optical system is protected against dust and accidental damage during installation. **The high efficiency LED modules** ensure unmatched homogeneity without precluding any light output. The **quick connection system** facilitates and speeds up the **installation process**.

☑ Features

- Direct emission
- UGR<19; <22
- IP 40

💡 Led

- 3000K/4000K
- >105 lm/W
- CRI>90
- Eye safety: RG0/RG1
- Mac Adams 3
- L80/B10 >50.000h

🕒 Specifications

- Built-in driver
- MP technology for controlled UGR, with UGR<19
- PG diffuser for homogeneous emission, with UGR<22

☐ Body

- Aluminum with epoxy powder coating

☆ Certifications

- CE Conformity
- RETILAP Conformity
- Energy efficiency E
- 5 years warranty

⇄ Related products

- Lite recessed (p. 146)

📄 On request


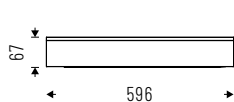
- DALI - code D
- Bluetooth - code BT*
- Emergency 1 hr - code EM
- Emergency 3 hrs - code EM3H*
- 5000K - code K5*

* Where available



LITE MP CEILING

Microprismatic diffuser with UGR<19.



UGR<19

IP 40

Cod. 4000K	Led	lm	Lmm
47MP52K4	52W	5304	596
47MP64K4	64W	6528	596

Cod. 3000K	Led	lm	Lmm
47MP52K3	52W	4985	596
47MP64K3	64W	6135	596

LITE PG CEILING

Methacrylate plate painted with opaline antistatic treatment for soft diffusing light emission, UGR<22.



UGR<22

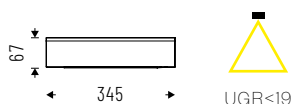
IP 40

Cod. 4000K	Led	lm	Lmm
47PG52K4	52W	5460	596
47PG64K4	64W	6720	596

Cod. 3000K	Led	lm	Lmm
47PG52K3	52W	5132	596
47PG64K3	64W	6316	596

LITE___MP LONG CEILING

Microprismatic diffuser with UGR<19.



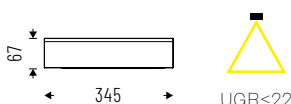
IP 40

Cod. 4000K	Led	lm	Lmm
47MP26K4M3	26W	2652	596
47MP33K4M3	33W	3366	596
47MP52K4M3	52W	5304	1100
47MP64K4M3	64W	6528	1100
47MP78K4M3	78W	7956	1604
47MP99K4M3	99W	10098	1604

Cod. 3000K	Led	lm	Lmm
47MP26K3M3	26W	2492	596
47MP33K3M3	33W	3163	596
47MP52K3M3	52W	4985	1100
47MP64K3M3	64W	6135	1100
47MP78K3M3	78W	7477	1604
47MP99K3M3	99W	9488	1604

LITE___PG LONG CEILING

Methacrylate plate painted with opaline antistatic treatment for soft diffusing light emission, UGR<22.



IP 40

Cod. 4000K	Led	lm	Lmm
47PG26K4M3	26W	2730	596
47PG33K4M3	33W	3465	596
47PG52K4M3	52W	5460	1100
47PG64K4M3	64W	6720	1100
47PG78K4M3	78W	8190	1604
47PG99K4M3	99W	10395	1604

Cod. 3000K	Led	lm	Lmm
47PG26K3M3	26W	2566	596
47PG33K3M3	33W	3256	596
47PG52K3M3	52W	5132	1100
47PG64K3M3	64W	6316	1100
47PG78K3M3	78W	7698	1604
47PG99K3M3	99W	9769	1604

ACCESSORIES



Adjustable suspension kit.
Cable length
1500mm/3000mm.

48AA13
48AA1330








3-5 poles ceiling
power supply box.
Cable length 2000mm.

00AA16
00AA165P

RECESSED

arlico

RECESSED

ABSENT ESSENTIAL	144	ID 41	
LITE	146	ID 47	
DIMPLES	149	ID 48	
FLIP	151	ID 42	
BEN	155	ID 10	

ABSENT ESSENTIAL

ID 41

ABSENT ESSENTIAL represents a **high-quality, essential** and **efficient back-lighting** solution for offices or public spaces. Suitable for recessed, ceiling or suspended installation, ABSENT ESSENTIAL comes in different dimensions that make it versatile in every context.

☑ Features

- Direct emission
- UGR<19
- IP 40

💡 Led

- 3000K/4000K
- >115 lm/W
- CRI >94
- Eye safety: RG0/RG1
- Mac Adams 3
- L80/B10 >50.000h

🕒 Specifications

- DPL technology for controlled emission UGR<19

📦 Body

- Aluminum with epoxy powder coating


★ Certifications

- CE Conformity
- RETILAP Conformity
- Energy efficiency C
- 5 years warranty

📦 On request

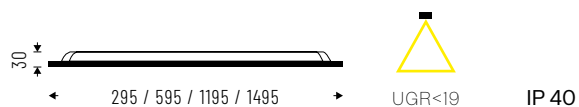
- DALI - code D
- Bluetooth - code BT*
- Emergency 1 hr - code EM*
- Emergency 3 hrs - code EM3H*
- False ceiling version 625x625mm*

* Where available



ABSENT ESSENTIAL DPL

Diffuser with Diamond Prism LED (DPL) technology for controlled emission UGR<19.



Cod. 4000K	Led	lm	Lmm
4IDPL18K4E	18W	1750	295x295
4IDPL36K4E	36W	4140	595x595
4IDPL22K4EM3	22W	2150	595x295
4IDPL36K4EM3	36W	4140	1195x295
4IDPL60K4EM6	60W	7150	1195x595
4IDPL58K4EM3	58W	6670	1495x295

Cod. 3000K	Led	lm	Lmm
4IDPL18K3E	18W	1610	295x295
4IDPL36K3E	36W	3809	595x595
4IDPL22K3EM3	22W	1978	595x295
4IDPL36K3EM3	36W	3809	1195x295
4IDPL60K3EM6	60W	6578	1195x595
4IDPL58K3EM3	58W	6136	1495x295

ACCESSORIES




Plasterboard installation kit.

41AA17E



Adjustable suspension kit.
Cable length 3000mm.

41AA1330E



Ceiling installation kit.

41AAE300300
41AAE600600
41AAE600300
41AAE1200300
41AAE1200600
41AAE1500300



3-5 poles ceiling power supply box.
Cable length 2000mm.

00AA16
00AA165P

LITE is the recessed installation luminaire characterized by its **minimal design and compact section**. The power supply electronics are integrated inside the body, while the closed optical system is protected against dust and accidental damage during installation. **The high-efficiency LED modules** ensure an elevated homogeneity without precluding light output.

☑ Features

- Direct emission
- UGR<19; <22
- IP 40

💡 Led

- 3000K/4000K
- >105 lm/W
- CRI>90
- Eye safety: RG0/RG1
- Mac Adams 3
- L80/B10 >50.000h

🕒 Specifications

- Built-in driver
- MP technology for controlled UGR, with UGR<19
- PG diffuser for homogeneous emission, with UGR<22

☐ Body

- Aluminum with epoxy powder coating

☆ Certifications

- CE Conformity
- Energy efficiency E
- 5 years warranty

⇄ Related products

- Lite suspended/ceiling (p. 139)

📦 On request

- DALI - code D
- Bluetooth - code BT*
- Emergency 1 hr - code EM
- Emergency 3 hrs - code EM3H*
- 5000K - code K5*
- False ceiling version 625x625mm*

* Where available



LITE___MP RECESSED

Microprismatic diffuser with UGR<19.



UGR<19

IP 40




For recessed installation on false ceiling with visible structure.

Cod. 4000K	Led	lm	Lmm
47MP52K4R	52W	5304	596
47MP64K4R	64W	6528	596

Cod. 3000K	Led	lm	Lmm
47MP52K3R	52W	4925	596
47MP64K3R	64W	6135	596

LITE___PG RECESSED

Methacrylate plate painted with opaline antistatic treatment for soft diffusing light emission, UGR<22.



UGR<22

IP 40



For recessed installation on false ceiling with visible structure.

Cod. 4000K	Led	lm	Lmm
47PG52K4R	52W	5460	596
47PG64K4R	64W	6720	596

Cod. 3000K	Led	lm	Lmm
47PG52K3R	52W	5132	596
47PG64K3R	64W	6316	596

LITE MP LONG RECESSED

Microprismatic diffuser with UGR<19.



IP 40

For recessed installation on false ceiling with visible structure.

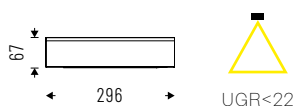


Cod. 4000K	Led	lm	Lmm
47MP52K4M3V	52W	5304	1196
47MP64K4M3V	64W	6528	1196

Cod. 3000K	Led	lm	Lmm
47MP52K3M3V	52W	4925	1196
47MP64K3M3V	64W	6135	1196

LITE PG LONG RECESSED

Methacrylate plate painted with opaline antistatic treatment for soft diffusing light emission, UGR<22.



IP 40

For recessed installation on false ceiling with visible structure.



Cod. 4000K	Led	lm	Lmm
47PG52K4M3V	52W	5460	1196
47PG64K4M3V	64W	6720	1196

Cod. 3000K	Led	lm	Lmm
47PG52K3M3V	52W	5132	1196
47PG64K3M3V	64W	6316	1196

DIMPLES

ID 48

arlico

RECESSED

DIMPLES is a recessed, suspended and ceiling mounted installations fixture, characterized by a very **shallow profile** height of just 38mm, with integrated drivers and **unique aesthetics**. The individual **microcells contain optics** that can either be specified for offices applications requiring low glare, or for general lighting applications with broad lateral light distribution for core areas, including meeting rooms and break-out spaces. DIMPLES is offered in a **wide range of outputs and sizes**, for direct only or bidirectional light distribution, making it an extremely versatile lighting collection and a huge step beyond the conventional LED lit lighting panels.

☑ Features

- Direct emission
- UGR<16; <22
- IP 40

💡 Led

- 3000K/4000K
- >97 lm/W
- CRI >100
- Eye safety: RG0/RGI
- Mac Adams 3
- L80/B10 >50.000h

🕒 Specifications

- Built-in driver
- Primary diffuser in satin PC UGR<16
- PG version with additional coplanar screen in opal PC UGR<22

☐ Body

- Satin ABS with anodized aluminum base

🎨 Colors

- White RAL 9003 - code B

☆ Certifications

- CE Conformity
- RETILAP Conformity
- Energy efficiency E
- 5 years warranty

⇄ Related products

- Dimples suspended/ceiling (p.128)

⊕ On request

- DALI - code D
- Bluetooth - code BT*
- Emergency 1 hr - code EM
- Emergency 3 hrs - code EM3H*

* Where available



DIMPLES

Satin ABS reflectors with primary PC frosted diffuser, UGR<16.



IP 40

Cod.	4000K	Led	Im	Lmm
48DR44K4		44W	5132	595

Cod.	3000K	Led	Im	Lmm
48DR44K3		44W	4618	595

DIMPLES PG

Satin ABS reflectors with primary PC frosted diffuser and additional frosted PC coplanar screen, UGR<22.



IP 40

Cod.	4000K	Led	Im	Lmm
48PG44K4		44W	4874	595

Cod.	3000K	Led	Im	Lmm
48PG44K3		44W	4435	595

FLIP is the new and **revolutionary lighting method for spaces with 24mm visible structure suspended ceilings**. The ultra-slim linear luminaire can be arranged as desired to create light patterns, allowing designers greater creative freedom in respect to standard panels. **Controlled direct emission** ensures a low glare index (**UGR<16**) making FLIP ideal for both office lighting and general spaces. The lateral emission ensures that the luminaire uses the false ceiling as a reflective surface, to maximize visual comfort, it is **also available in PG version**, for those environments where diffused lighting is needed. **FLIP: free your creativity.**

☑ Features

- Direct emission
- UGR<16; <22
- IP 40

💡 Led

- 3000K/4000K
- >125 lm/W
- CRI>90
- Eye safety: RG0/RG1
- Mac Adams 3
- L80/B10 >50.000h

🕒 Specifications

- Polycarbonate lens with ILC (Indirect Light Control) emission to favor indirect illumination, UGR<16
- PG diffuser for homogeneous emission, with UGR<22

☆ Certifications


- CE Conformity
- RETILAP Conformity
- Energy efficiency F
- 5 years warranty

📄 On request

- DALI - code D
- Bluetooth - code BT*
- Emergency 1 hr - code EM
- Emergency 3 hrs - code EM3H*

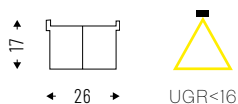
* Where available





FLIP_____

Polycarbonate lens with ILC (Indirect Light Control) emission to favor indirect lighting, UGR<16.



IP 40

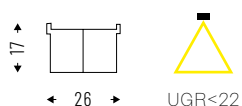


Cod. 4000K	Led	lm	Lmm
42PC9K4	9W	1026	599

Cod. 3000K	Led	lm	Lmm
42PC9K3	9W	995	599

FLIP_____PG

PG lens in frosted polycarbonate. UGR<22.



IP 40



Cod. 4000K	Led	lm	Lmm
42PO9K4	9W	1020	599

Cod. 3000K	Led	lm	Lmm
42PO9K3	9W	989	599

ACCESSORIES



Straight electrified connector.

42AA11EL



2 ways 90° electrified connector.

42AA05EL



3 ways electrified connector.

42AA06EL



4 ways electrified connector.

42AA07EL



Driver 24V 35W for 1 fixture.

42LC1X



Driver 24V 35W for 1 fixture, DALI version.

42LC1XD



Driver 24V 60W up to 4 fixtures.

42LC4X



Driver 24V 60W up to 4 fixtures, DALI version.

42LC4XD



Driver 24V 100W up to 10 fixtures.

42LC10X



Driver 24V 100W up to 10 fixtures, DALI version.

42LC10XD



Kit for installation on plasterboard or semi-recessed panels.

42AA14

TECHNICAL NOTES



Thanks to the electrified connector and the side clips, installation to the false ceiling structure is immediate.

BEN is the **universal luminaire for wall, ceiling, suspension or recessed installation** with bodies made entirely of **aluminum**, without welding. The IP 40 version offers **both satin and microprismatic diffusers** with DPL UGR<19 technology. The mid-power LED on circular boards avoid the creation of shadow areas and are connected to the internal supports via quick connectors, for easy electrification.

☑ Features

- Direct emission
- UGR<19; <22
- IP 40

💡 Led

- 3000K/4000K
- >124 lm/W
- CRI>90
- Eye safety: RGO/RGI
- Mac Adams 3
- L80/B20 >80.000h

🕒 Specifications

- Built-in driver
- PG diffuser in satin-finish acrylic resistant to UGR<22 shocks
- Impact resistant DPL diffuser with homogeneous and controlled emission UGR<19 (accessory)

☐ Body

- Aluminum with epoxy powder coating

🎨 Colors

- Matte white RAL 9003 - code B

★ Certifications

- CE Conformity
- RETILAP Conformity
- ETL Conformity
- Energy efficiency C
- 5 years warranty
- ETL certification

↔ Related products

- BEN suspended/ceiling (p. 114)
- BEN IP54 (p. 327)

📦 On request

- DALI - code D
- Bluetooth - code BT*
- Emergency 1 hr - code EM*
- Emergency 3 hrs - code EM3H*
- 2700K - code K27*
- Human Centric Lighting*

* Where available



BEN___SMALL IP40 PG

PG diffuser with frosted Acryl-Satiné and impact resistant diffuser UGR<22.



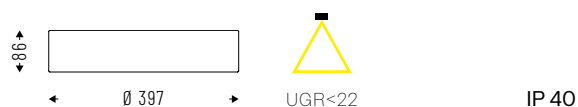
Recessed mount accessory not included.

Cod. 4000K	Led	lm	Ømm
10PG6K4	6W	798	257
10PG12K4	12W	1598	257
10PG18K4	18W	2394	257

Cod. 3000K	Led	lm	Ømm
10PG6K3	6W	742	257
10PG12K3	12W	1486	257
10PG18K3	18W	2226	257

BEN___MEDIUM IP40 PG

PG diffuser with frosted Acryl-Satiné and impact resistant diffuser UGR<22.



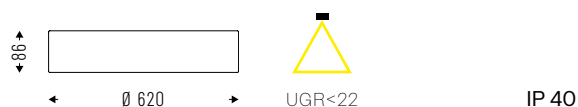
Recessed mount accessory not included.

Cod. 4000K	Led	lm	Ømm
10PG15K4	15W	2111	397
10PG21K4	21W	2887	397

Cod. 3000K	Led	lm	Ømm
10PG15K3	15W	1963	397
10PG21K3	21W	2684	397

BEN___LARGE IP40 PG

PG diffuser with frosted Acryl-Satiné and impact resistant diffuser UGR<22.



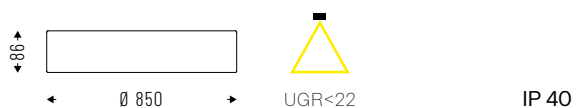
Recessed mount accessory not included.

Cod. 4000K	Led	lm	Ømm
10PG58K4	58W	8072	620
10PG96K4	96W	12710	620

Cod. 3000K	Led	lm	Ømm
10PG58K3	58W	7507	620
10PG96K3	96W	11820	620

BEN___XL IP40 PG

PG diffuser with frosted Acryl-Satiné and impact resistant diffuser UGR<22.

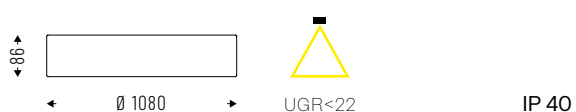


Cod. 4000K	Led	lm	Ømm
10PG70K4	70W	9564	850
10PG150K4	150W	20550	850

Cod. 3000K	Led	lm	Ømm
10PG70K3	70W	8895	850
10PG150K3	150W	19111	850

BEN___MAXI IP40 PG

PG diffuser with frosted Acryl-Satiné and impact resistant diffuser UGR<22.



Cod. 4000K	Led	lm	Ømm
10PG125K4	125W	16496	1080
10PG185K4	185W	24420	1080

Cod. 3000K	Led	lm	Ømm
10PG125K3	125W	15341	1080
10PG185K3	185W	22711	1080

ACCESSORIES



DPL diffuser (UGR<19) for IP 40 versions.

- 10AADPLS - BEN SMALL
- 10AADPLM - BEN MEDIUM
- 10AADPLL - BEN LARGE
- 10AADPLXL - BEN XL
- 10AADPLMX - BEN MAXI



Kit for recessed frameless installation on plasterboard.

- 10AA19SF - BEN SMALL
- 10AA19MF - BEN MEDIUM
- 10AA19LF - BEN LARGE
- 10AA19XL - BEN XL
- 10AA19MX - BEN MAXI

















Kit for recessed installation on plasterboard and concrete.

- 10AA19S - BEN SMALL
- 10AA19M - BEN MEDIUM
- 10AA19L - BEN LARGE

DOWNLIGHT

arlico

MAKE	160	ID 39	
MAKE Q	169	ID 39	
MAKE R	174	ID 39	
TERES MICRO ZOOM	178	ID 14	
HALL LED DEEP	181	ID 38	
CUBE MINI	183	ID 49	
BOX LED	186	ID 44	
HALL LED PRO	189	ID 38	
HALL LED ESSENTIAL	192	ID 38	
OTELLO LED	194	ID 45	
NEXT	197	ID 50	
HALL LED CEILING EVO	199	ID 28	
HALL LED CEILING PRO	203	ID 28	
HALL LED ESSENTIAL CEILING	206	ID 28	

DOWNLIGHT

MAKE is the new **adjustable downlight developed in different configurations**: with edge, frameless, with double spot or with backward optics. MAKE is available in five sizes: **micro, mini, small, medium and large**, for installation from 50 to 150mm in diameter.

☑ Features

- Direct emission
- UGR<16**; <19
- IP 44

💡 Led

- 3000K/4000K
- >100 lm/W
- CRI>90
- Eye safety: RG0/RG1
- Mac Adams 3
- L80/B10 >50.000h

⊙ Specifications

- Polycarbonate lens, beam angles: 15°-24°-36°-50°
- Front reflector in polycarbonate

☐ Body

- Aluminum with epoxy powder coating

🌈 Colors

- White RAL 9003 wrinkled - code W
- Black RAL 9005 wrinkled - code BK

☆ Certifications

- CE Conformity
- BIS Conformity
- RETILAP Conformity
- Energy efficiency C
- 5 years warranty


📦 On request

- DALI - code D
- Bluetooth - code BT*
- Emergency 1 hr - code EM
- Emergency 3 hrs - code EM3H*
- 2700K - code K27*
- 5000K - code K5*

* Where available

**With accessory: 39AAUGR



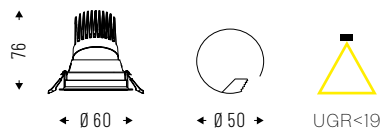


MAKE MICRO

Adjustable recessed installation.

Polycarbonate lens \varnothing 25mm.

Beam angles: 15°-24°-36°-50°.



IP 44

Cod. 4000K	Led	lm	Ømm
39OR3K415	3W 15°	375	60
39OR3K424	3W 24°	375	60
39OR3K436	3W 36°	375	60
39OR3K450	3W 50°	375	60
39OR6K415	6W 15°	600	60
39OR6K424	6W 24°	600	60
39OR6K436	6W 36°	600	60
39OR6K450	6W 50°	600	60
39OR9K415	9W 15°	793	60
39OR9K424	9W 24°	793	60
39OR9K436	9W 36°	793	60
39OR9K450	9W 50°	793	60

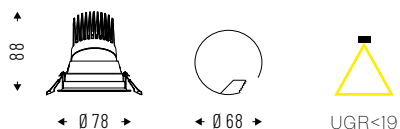
Cod. 3000K	Led	lm	Ømm
39OR3K315	3W 15°	355	60
39OR3K324	3W 24°	355	60
39OR3K336	3W 36°	355	60
39OR3K350	3W 50°	355	60
39OR6K315	6W 15°	568	60
39OR6K324	6W 24°	568	60
39OR6K336	6W 36°	568	60
39OR6K350	6W 50°	568	60
39OR9K315	9W 15°	752	60
39OR9K324	9W 24°	752	60
39OR9K336	9W 36°	752	60
39OR9K350	9W 50°	752	60

MAKE MINI

Adjustable recessed installation.

Polycarbonate lens \varnothing 3mm.

Beam angles: 15°-24°-36°-50°.



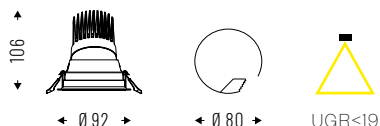
IP 44

Cod. 4000K	Led	lm	Ømm
39OR3K415MN	3W 15°	353	78
39OR3K424MN	3W 24°	353	78
39OR3K436MN	3W 36°	353	78
39OR3K450MN	3W 50°	353	78
39OR6K415MN	6W 15°	600	78
39OR6K424MN	6W 24°	600	78
39OR6K436MN	6W 36°	600	78
39OR6K450MN	6W 50°	600	78
39OR11K415MN	11W 15°	897	78
39OR11K424MN	11W 24°	897	78
39OR11K436MN	11W 36°	897	78
39OR11K450MN	11W 50°	897	78

Cod. 3000K	Led	lm	Ømm
39OR3K315MN	3W 15°	348	78
39OR3K324MN	3W 24°	348	78
39OR3K336MN	3W 36°	348	78
39OR3K350MN	3W 50°	348	78
39OR6K315MN	6W 15°	591	78
39OR6K324MN	6W 24°	591	78
39OR6K336MN	6W 36°	591	78
39OR6K350MN	6W 50°	591	78
39OR11K315MN	11W 15°	852	78
39OR11K324MN	11W 24°	852	78
39OR11K336MN	11W 36°	852	78
39OR11K350MN	11W 50°	852	78

MAKE SMALL

Adjustable recessed installation.
Polycarbonate lens \varnothing 50mm.
Beam angles: 15°-24°-36°-50°.



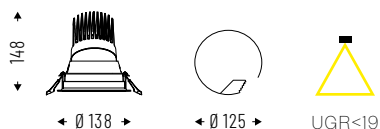
IP 44

Cod. 4000K	Led	lm	Ømm
39OR9K415S	9W 15°	935	92
39OR9K424S	9W 24°	935	92
39OR9K436S	9W 36°	935	92
39OR9K450S	9W 50°	935	92
39ORI3K415S	13W 15°	1285	92
39ORI3K424S	13W 24°	1285	92
39ORI3K436S	13W 36°	1285	92
39ORI3K450S	13W 50°	1285	92
39ORI8K415S	18W 15°	1825	92
39ORI8K424S	18W 24°	1825	92
39ORI8K436S	18W 36°	1825	92
39ORI8K450S	18W 50°	1825	92

Cod. 3000K	Led	lm	Ømm
39OR9K315S	9W 15°	919	92
39OR9K324S	9W 24°	919	92
39OR9K336S	9W 36°	919	92
39OR9K350S	9W 50°	919	92
39ORI3K315S	13W 15°	1263	92
39ORI3K324S	13W 24°	1263	92
39ORI3K336S	13W 36°	1263	92
39ORI3K350S	13W 50°	1263	92
39ORI8K315S	18W 15°	1795	92
39ORI8K324S	18W 24°	1795	92
39ORI8K336S	18W 36°	1795	92
39ORI8K350S	18W 50°	1795	92

MAKE MEDIUM

Adjustable recessed installation.
Polycarbonate lens \varnothing 75mm.
Beam angles: 15°-24°-36°-50°.



IP 44

Cod. 4000K	Led	lm	Ømm
39ORI8K415M	18W 15°	1944	138
39ORI8K424M	18W 24°	1944	138
39ORI8K436M	18W 36°	1944	138
39ORI8K450M	18W 50°	1944	138
39OR27K415M	27W 15°	2610	138
39OR27K424M	27W 24°	2610	138
39OR27K436M	27W 36°	2610	138
39OR27K450M	27W 50°	2610	138
39OR36K415M	36W 15°	3497	138
39OR36K424M	36W 24°	3497	138
39OR36K436M	36W 36°	3497	138
39OR36K450M	36W 50°	3497	138

Cod. 3000K	Led	lm	Ømm
39ORI8K315M	18W 15°	1914	138
39ORI8K324M	18W 24°	1914	138
39ORI8K336M	18W 36°	1914	138
39ORI8K350M	18W 50°	1914	138
39OR27K315M	27W 15°	2570	138
39OR27K324M	27W 24°	2570	138
39OR27K336M	27W 36°	2570	138
39OR27K350M	27W 50°	2570	138
39OR36K315M	36W 15°	3448	138
39OR36K324M	36W 24°	3448	138
39OR36K336M	36W 36°	3448	138
39OR36K350M	36W 50°	3448	138

MAKE LARGE

Adjustable recessed installation.

Polycarbonate lens \varnothing 83mm.

Beam angles: 15°-24°-36°-50°.



164



\varnothing 165



\varnothing 150



UGR<19

IP 44

Cod. 4000K	Led	lm	\varnothing mm
39OR25K415L	25W 15°	2553	165
39OR25K424L	25W 24°	2553	165
39OR25K436L	25W 36°	2553	165
39OR25K450L	25W 50°	2553	165
39OR36K415L	36W 15°	3503	165
39OR36K424L	36W 24°	3503	165
39OR36K436L	36W 36°	3503	165
39OR36K450L	36W 50°	3503	165
39OR40K415L	40W 15°	4401	165
39OR40K424L	40W 24°	4401	165
39OR40K436L	40W 36°	4401	165
39OR40K450L	40W 50°	4401	165

Cod. 3000K	Led	lm	\varnothing mm
39OR25K315L	25W 15°	2515	165
39OR25K324L	25W 24°	2515	165
39OR25K336L	25W 36°	2515	165
39OR25K350L	25W 50°	2515	165
39OR36K315L	36W 15°	3402	165
39OR36K324L	36W 24°	3402	165
39OR36K336L	36W 36°	3402	165
39OR36K350L	36W 50°	3402	165
39OR40K315L	40W 15°	4353	165
39OR40K324L	40W 24°	4353	165
39OR40K336L	40W 36°	4353	165
39OR40K350L	40W 50°	4353	165

MAKE FL MINI

Adjustable recessed installation.

Polycarbonate lens \varnothing 35mm.

Beam angles: 15°-24°-36°-50°.



90



\varnothing 68



\varnothing 68



UGR<19

IP 44

Cod. 4000K	Led	lm	\varnothing mm
39FL3K415MN	3W 15°	353	68
39FL3K424MN	3W 24°	353	68
39FL3K436MN	3W 36°	353	68
39FL3K450MN	3W 50°	353	68
39FL6K415MN	6W 15°	600	68
39FL6K424MN	6W 24°	600	68
39FL6K436MN	6W 36°	600	68
39FL6K450MN	6W 50°	600	68
39FL11K415MN	11W 15°	897	68
39FL11K424MN	11W 24°	897	68
39FL11K436MN	11W 36°	897	68
39FL11K450MN	11W 50°	897	68

Cod. 3000K	Led	lm	\varnothing mm
39FL3K315MN	3W 15°	348	68
39FL3K324MN	3W 24°	348	68
39FL3K336MN	3W 36°	348	68
39FL3K350MN	3W 50°	348	68
39FL6K315MN	6W 15°	591	68
39FL6K324MN	6W 24°	591	68
39FL6K336MN	6W 36°	591	68
39FL6K350MN	6W 50°	591	68
39FL11K315MN	11W 15°	852	68
39FL11K324MN	11W 24°	852	68
39FL11K336MN	11W 36°	852	68
39FL11K350MN	11W 50°	852	68

MAKE FL SMALL

Recessed frameless installation with adjustable light source. Polycarbonate lens \varnothing 50mm.
Beam angles: 15°-24°-36°-50°.



Cod. 4000K	Led	lm	Ømm
39FL9K415S	9W 15°	935	100
39FL9K424S	9W 24°	935	100
39FL9K436S	9W 36°	935	100
39FL9K450S	9W 50°	935	100
39FL13K415S	13W 15°	1285	100
39FL13K424S	13W 24°	1285	100
39FL13K436S	13W 36°	1285	100
39FL13K450S	13W 50°	1285	100
39FL18K415S	18W 15°	1825	100
39FL18K424S	18W 24°	1825	100
39FL18K436S	18W 36°	1825	100
39FL18K450S	18W 50°	1825	100

Cod. 3000K	Led	lm	Ømm
39FL9K315S	9W 15°	919	100
39FL9K324S	9W 24°	919	100
39FL9K336S	9W 36°	919	100
39FL9K350S	9W 50°	919	100
39FL13K315S	13W 15°	1263	100
39FL13K324S	13W 24°	1263	100
39FL13K336S	13W 36°	1263	100
39FL13K350S	13W 50°	1263	100
39FL18K315S	18W 15°	1795	100
39FL18K324S	18W 24°	1795	100
39FL18K336S	18W 36°	1795	100
39FL18K350S	18W 50°	1795	100

MAKE FL MEDIUM

Recessed frameless installation with adjustable light source. Polycarbonate lens \varnothing 75mm.
Beam angles: 15°-24°-36°-50°.



Cod. 4000K	Led	lm	Ømm
39FL18K415M	18W 15°	1944	125
39FL18K424M	18W 24°	1944	125
39FL18K436M	18W 36°	1944	125
39FL18K450M	18W 50°	1944	125
39FL27K415M	27W 15°	2610	125
39FL27K424M	27W 24°	2610	125
39FL27K436M	27W 36°	2610	125
39FL27K450M	27W 50°	2610	125
39FL36K415M	36W 15°	3497	125
39FL36K424M	36W 24°	3497	125
39FL36K436M	36W 36°	3497	125
39FL36K450M	36W 50°	3497	125

Cod. 3000K	Led	lm	Ømm
39FL18K315M	18W 15°	1914	125
39FL18K324M	18W 24°	1914	125
39FL18K336M	18W 36°	1914	125
39FL18K350M	18W 50°	1914	125
39FL27K315M	27W 15°	2570	125
39FL27K324M	27W 24°	2570	125
39FL27K336M	27W 36°	2570	125
39FL27K350M	27W 50°	2570	125
39FL36K315M	36W 15°	3448	125
39FL36K324M	36W 24°	3448	125
39FL36K336M	36W 36°	3448	125
39FL36K350M	36W 50°	3448	125

MAKE FL LARGE

Recessed frameless installation with adjustable light source. Polycarbonate lens \varnothing 83mm.
Beam angles: 15°-24°-36°-50°.

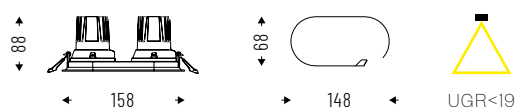


Cod. 4000K	Led	lm	\varnothing mm
39FL25K415L	25W 15°	2553	150
39FL25K424L	25W 24°	2553	150
39FL25K436L	25W 36°	2553	150
39FL25K450L	25W 50°	2553	150
39FL36K415L	36W 15°	3503	150
39FL36K424L	36W 24°	3503	150
39FL36K436L	36W 36°	3503	150
39FL36K450L	36W 50°	3503	150
39FL40K415L	40W 15°	4401	150
39FL40K424L	40W 24°	4401	150
39FL40K436L	40W 36°	4401	150
39FL40K450L	40W 50°	4401	150

Cod. 3000K	Led	lm	\varnothing mm
39FL25K315L	25W 15°	2515	150
39FL25K324L	25W 24°	2515	150
39FL25K336L	25W 36°	2515	150
39FL25K350L	25W 50°	2515	150
39FL36K315L	36W 15°	3402	150
39FL36K324L	36W 24°	3402	150
39FL36K336L	36W 36°	3402	150
39FL36K350L	36W 50°	3402	150
39FL40K315L	40W 15°	4353	150
39FL40K324L	40W 24°	4353	150
39FL40K336L	40W 36°	4353	150
39FL40K350L	40W 50°	4353	150

MAKE DOUBLE MINI

Double adjustable recessed installation.
Polycarbonate lens \varnothing 35mm.
Beam angles: 15°-24°-36°-50°.



Cod. 4000K	Led	lm	Lmm
39OR23K415MN	2x3W 15°	706	78x158
39OR23K424MN	2x3W 24°	706	78x158
39OR23K436MN	2x3W 36°	706	78x158
39OR23K450MN	2x3W 50°	706	78x158
39OR26K415MN	2x6W 15°	1200	78x158
39OR26K424MN	2x6W 24°	1200	78x158
39OR26K436MN	2x6W 36°	1200	78x158
39OR26K450MN	2x6W 50°	1200	78x158
39OR211K415MN	2x11W 15°	1794	78x158
39OR211K424MN	2x11W 24°	1794	78x158
39OR211K436MN	2x11W 36°	1794	78x158
39OR211K450MN	2x11W 50°	1794	78x158

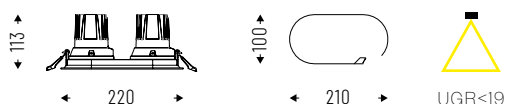
Cod. 3000K	Led	lm	Lmm
39OR23K315MN	2x3W 15°	696	78x158
39OR23K324MN	2x3W 24°	696	78x158
39OR23K336MN	2x3W 36°	696	78x158
39OR23K350MN	2x3W 50°	696	78x158
39OR26K315MN	2x6W 15°	1182	78x158
39OR26K324MN	2x6W 24°	1182	78x158
39OR26K336MN	2x6W 36°	1182	78x158
39OR26K350MN	2x6W 50°	1182	78x158
39OR211K315MN	2x11W 15°	1704	78x158
39OR211K324MN	2x11W 24°	1704	78x158
39OR211K336MN	2x11W 36°	1704	78x158
39OR211K350MN	2x11W 50°	1704	78x158

MAKE DOUBLE SMALL

Double adjustable recessed installation.

Polycarbonate lens \varnothing 50mm.

Beam angles: 15°-24°-36°-50°.



IP 44



Cod. 4000K	Led	Im	Lmm
39OR29K415S	2x9W 15°	1870	110x220
39OR29K424S	2x9W 24°	1870	110x220
39OR29K436S	2x9W 36°	1870	110x220
39OR29K450S	2x9W 50°	1870	110x220
39OR213K415S	2x13W 15°	2570	110x220
39OR213K424S	2x13W 24°	2570	110x220
39OR213K436S	2x13W 36°	2570	110x220
39OR213K450S	2x13W 50°	2570	110x220
39OR218K415S	2x18W 15°	3650	110x220
39OR218K424S	2x18W 24°	3650	110x220
39OR218K436S	2x18W 36°	3650	110x220
39OR218K450S	2x18W 50°	3650	110x220

Cod. 3000K	Led	Im	Lmm
39OR29K315S	2x9W 15°	1838	110x220
39OR29K324S	2x9W 24°	1838	110x220
39OR29K336S	2x9W 36°	1838	110x220
39OR29K350S	2x9W 50°	1838	110x220
39OR213K315S	2x13W 15°	2526	110x220
39OR213K324S	2x13W 24°	2526	110x220
39OR213K336S	2x13W 36°	2526	110x220
39OR213K350S	2x13W 50°	2526	110x220
39OR218K315S	2x18W 15°	3590	110x220
39OR218K324S	2x18W 24°	3590	110x220
39OR218K336S	2x18W 36°	3590	110x220
39OR218K350S	2x18W 50°	3590	110x220

MAKE DEEP MINI

Recessed installation with adjustable light source.

Polycarbonate lens \varnothing 35mm.

Beam angles: 15°-24°-36°-50°.



IP 44



Cod. 4000K	Led	Im	\varnothing mm
39AR3K415MN	3W 15°	291	78
39AR3K424MN	3W 24°	291	78
39AR3K436MN	3W 36°	291	78
39AR3K450MN	3W 50°	291	78
39AR6K415MN	6W 15°	500	78
39AR6K424MN	6W 24°	500	78
39AR6K436MN	6W 36°	500	78
39AR6K450MN	6W 50°	500	78
39AR11K415MN	11W 15°	651	78
39AR11K424MN	11W 24°	651	78
39AR11K436MN	11W 36°	651	78
39AR11K450MN	11W 50°	651	78

Cod. 3000K	Led	Im	\varnothing mm
39AR3K315MN	3W 15°	287	78
39AR3K324MN	3W 24°	287	78
39AR3K336MN	3W 36°	287	78
39AR3K350MN	3W 50°	287	78
39AR6K315MN	6W 15°	492	78
39AR6K324MN	6W 24°	492	78
39AR6K336MN	6W 36°	492	78
39AR6K350MN	6W 50°	492	78
39AR11K315MN	11W 15°	641	78
39AR11K324MN	11W 24°	641	78
39AR11K336MN	11W 36°	641	78
39AR11K350MN	11W 50°	641	78

MAKE DEEP SMALL



Recessed installation with adjustable light source.

Polycarbonate lens \varnothing 50mm.

Beam angles: 15°-24°-36°-50°.

108



\varnothing 110



\varnothing 100



UGR<16*

IP 44

Cod. 4000K	Led	lm	\varnothing mm
39AR9K415S	9W 15°	831	110
39AR9K424S	9W 24°	831	110
39AR9K436S	9W 36°	831	110
39AR9K450S	9W 50°	831	110
39ARI3K415S	13W 15°	1144	110
39ARI3K424S	13W 24°	1144	110
39ARI3K436S	13W 36°	1144	110
39ARI3K450S	13W 50°	1144	110
39ARI8K415S	18W 15°	1529	110
39ARI8K424S	18W 24°	1529	110
39ARI8K436S	18W 36°	1529	110
39ARI8K450S	18W 50°	1529	110

Cod. 3000K	Led	lm	\varnothing mm
39AR9K315S	9W 15°	817	110
39AR9K324S	9W 24°	817	110
39AR9K336S	9W 36°	817	110
39AR9K350S	9W 50°	817	110
39ARI3K315S	13W 15°	1124	110
39ARI3K324S	13W 24°	1124	110
39ARI3K336S	13W 36°	1124	110
39ARI3K350S	13W 50°	1124	110
39ARI8K315S	18W 15°	1503	110
39ARI8K324S	18W 24°	1503	110
39ARI8K336S	18W 36°	1503	110
39ARI8K350S	18W 50°	1503	110

ACCESSORIES



External reflector in chromed PC.

39RFA - MICRO
39RFAMN - MINI
39RFAS - SMALL
39RFAM - MEDIUM
39RFAL - LARGE



External reflector in golden PC.

39RFG - MICRO
39RFGMN - MINI
39RFGS - SMALL
39RFGM - MEDIUM
39RFGI - LARGE



Honeycomb optics, UGR<16.

39AAND - MICRO
39AANDMN - MINI
39AANDS - SMALL
39AANDM - MEDIUM
39AANDL - LARGE



Micro-engraved optics.

39AASL - MICRO
39AASLMN - MINI
39AASLS - SMALL
39AASLM - MEDIUM
39AASLL - LARGE



Frosted glass.

39AAVS - MICRO
39AAVSMN - MINI
39AAVSS - SMALL
39AAVSM - MEDIUM
39AAVSL - LARGE



Ring for UGR<16 reduction.

39AAUGR - MICRO
39AAUGRMN - MINI

MAKE Q

ID 39

arlico

DOWNLIGHT

MAKE Q is the new **adjustable square base downlight** developed in different configurations: with edge, frameless, with double spot and recessed optic. Available in **micro, mini, small, medium and large sizes**, for installation from 50 to 125mm, it is particularly suitable for office and retail applications, where the light source is matched by strong and pure geometric lines.

☑ Features

- Direct emission
- UGR<19
- IP 44

💡 Led

- 3000K/4000K
- >100 lm/W
- CRI>90
- Eye safety: RGO/RGI
- Mac Adams 3
- L80/B10 >50.000h

🕒 Specifications

- Polycarbonate lens, beam: 15°-24°-36°-50°
- Front reflector in polycarbonate

☐ Body

- Aluminum with epoxy powder coating

🎨 Colors

- White RAL 9003 wrinkled - code W
- Black RAL 9005 wrinkled - code BK

☆ Certifications

- CE Conformity
- RETILAP Conformity
- Energy efficiency C
- 5 years warranty

📦 On request

- DALI - code D
- Bluetooth - code BT*
- Emergency 1 hr - code EM
- Emergency 3 hrs - code EM3H*
- 2700K - code K27*
- 5000K - code K5*

* Where available

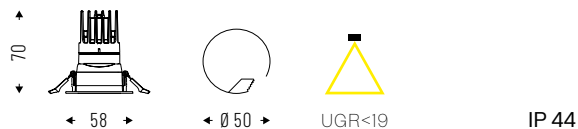


MAKE Q MICRO

Adjustable recessed installation.

Polycarbonate lens \varnothing 25mm.

Beam angles: 15°-24°-36°-50°.



Cod. 4000K	Led	lm	mm
390Q3K415	3W 15°	375	58x58
390Q3K424	3W 24°	375	58x58
390Q3K436	3W 36°	375	58x58
390Q3K450	3W 50°	375	58x58
390Q6K415	6W 15°	600	58x58
390Q6K424	6W 24°	600	58x58
390Q6K436	6W 36°	600	58x58
390Q6K450	6W 50°	600	58x58
390Q9K415	9W 15°	793	58x58
390Q9K424	9W 24°	793	58x58
390Q9K436	9W 36°	793	58x58
390Q9K450	9W 50°	793	58x58

Cod. 3000K	Led	lm	mm
390Q3K315	3W 15°	355	58x58
390Q3K324	3W 24°	355	58x58
390Q3K336	3W 36°	355	58x58
390Q3K350	3W 50°	355	58x58
390Q6K315	6W 15°	568	58x58
390Q6K324	6W 24°	568	58x58
390Q6K336	6W 36°	568	58x58
390Q6K350	6W 50°	568	58x58
390Q9K315	9W 15°	752	58x58
390Q9K324	9W 24°	752	58x58
390Q9K336	9W 36°	752	58x58
390Q9K350	9W 50°	752	58x58

MAKE Q MINI

Adjustable recessed installation.

Polycarbonate lens \varnothing 30mm.

Beam angles: 15°-24°-36°-50°.



Cod. 4000K	Led	lm	Lmm
390Q3K415MN	3W 15°	353	78x78
390Q3K424MN	3W 24°	353	78x78
390Q3K436MN	3W 36°	353	78x78
390Q3K450MN	3W 50°	353	78x78
390Q6K415MN	6W 15°	600	78x78
390Q6K424MN	6W 24°	600	78x78
390Q6K436MN	6W 36°	600	78x78
390Q6K450MN	6W 50°	600	78x78
390Q11K415MN	11W 15°	897	78x78
390Q11K424MN	11W 24°	897	78x78
390Q11K436MN	11W 36°	897	78x78
390Q11K450MN	11W 50°	897	78x78

Cod. 3000K	Led	lm	Lmm
390Q3K315MN	3W 15°	348	78x78
390Q3K324MN	3W 24°	348	78x78
390Q3K336MN	3W 36°	348	78x78
390Q3K350MN	3W 50°	348	78x78
390Q6K315MN	6W 15°	591	78x78
390Q6K324MN	6W 24°	591	78x78
390Q6K336MN	6W 36°	591	78x78
390Q6K350MN	6W 50°	591	78x78
390Q11K315MN	11W 15°	852	78x78
390Q11K324MN	11W 24°	852	78x78
390Q11K336MN	11W 36°	852	78x78
390Q11K350MN	11W 50°	852	78x78

MAKE Q SMALL

Adjustable recessed installation.

Polycarbonate lens ø 50mm.

Beam angles: 15°-24°-36°-50°.



Cod. 4000K	Led	lm	mm
39OQ9K415S	9W 15°	935	110x110
39OQ9K424S	9W 24°	935	110x110
39OQ9K436S	9W 36°	935	110x110
39OQ9K450S	9W 50°	935	110x110
39OQ13K415S	13W 15°	1285	110x110
39OQ13K424S	13W 24°	1285	110x110
39OQ13K436S	13W 36°	1285	110x110
39OQ13K450S	13W 50°	1285	110x110
39OQ18K415S	18W 15°	1825	110x110
39OQ18K424S	18W 24°	1825	110x110
39OQ18K436S	18W 36°	1825	110x110
39OQ18K450S	18W 50°	1825	110x110

Cod. 3000K	Led	lm	mm
39OQ9K315S	9W 15°	919	110x110
39OQ9K324S	9W 24°	919	110x110
39OQ9K336S	9W 36°	919	110x110
39OQ9K350S	9W 50°	919	110x110
39OQ13K315S	13W 15°	1263	110x110
39OQ13K324S	13W 24°	1263	110x110
39OQ13K336S	13W 36°	1263	110x110
39OQ13K350S	13W 50°	1263	110x110
39OQ18K315S	18W 15°	1795	110x110
39OQ18K324S	18W 24°	1795	110x110
39OQ18K336S	18W 36°	1795	110x110
39OQ18K350S	18W 50°	1795	110x110

MAKE Q MEDIUM

Adjustable recessed installation.

Polycarbonate lens ø 75mm.

Beam angles: 15°-24°-36°-50°-70°.



Cod. 4000K	Led	lm	Lmm
39OQ18K415M	18W 15°	1944	138x138
39OQ18K424M	18W 24°	1944	138x138
39OQ18K436M	18W 36°	1944	138x138
39OQ18K450M	18W 50°	1944	138x138
39OQ27K415M	27W 15°	2610	138x138
39OQ27K424M	27W 24°	2610	138x138
39OQ27K436M	27W 36°	2610	138x138
39OQ27K450M	27W 50°	2610	138x138
39OQ36K415M	36W 15°	3497	138x138
39OQ36K424M	36W 24°	3497	138x138
39OQ36K436M	36W 36°	3497	138x138
39OQ36K450M	36W 50°	3497	138x138

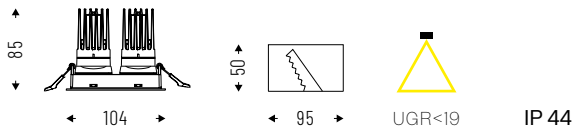
Cod. 3000K	Led	lm	Lmm
39OQ18K315M	18W 15°	1914	138x138
39OQ18K324M	18W 24°	1914	138x138
39OQ18K336M	18W 36°	1914	138x138
39OQ18K350M	18W 50°	1914	138x138
39OQ27K315M	27W 15°	2570	138x138
39OQ27K324M	27W 24°	2570	138x138
39OQ27K336M	27W 36°	2570	138x138
39OQ27K350M	27W 50°	2570	138x138
39OQ36K315M	36W 15°	3448	138x138
39OQ36K324M	36W 24°	3448	138x138
39OQ36K336M	36W 36°	3448	138x138
39OQ36K350M	36W 50°	3448	138x138

MAKE Q DOUBLE MICRO

Double adjustable recessed installation.

Polycarbonate lens \varnothing 25mm.

Beam angles: 15°-24°-36°-50°.



Cod. 4000K	Led	Im	Lmm
390Q23K415	2x3W 15°	750	57x104
390Q23K424	2x3W 24°	750	57x104
390Q23K436	2x3W 36°	750	57x104
390Q23K450	2x3W 50°	750	57x104
390Q26K415	2x6W 15°	1200	57x104
390Q26K424	2x6W 24°	1200	57x104
390Q26K436	2x6W 36°	1200	57x104
390Q26K450	2x6W 50°	1200	57x104
390Q29K415	2x9W 15°	1586	57x104
390Q29K424	2x9W 24°	1586	57x104
390Q29K436	2x9W 36°	1586	57x104
390Q29K450	2x9W 50°	1586	57x104

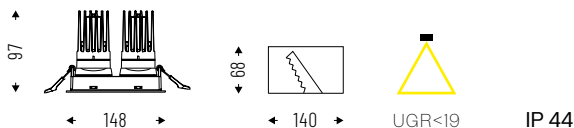
Cod. 3000K	Led	Im	Lmm
390Q23K315	2x3W 15°	730	57x104
390Q23K324	2x3W 24°	730	57x104
390Q23K336	2x3W 36°	730	57x104
390Q23K350	2x3W 50°	730	57x104
390Q26K315	2x6W 15°	1185	57x104
390Q26K324	2x6W 24°	1185	57x104
390Q26K336	2x6W 36°	1185	57x104
390Q26K350	2x6W 50°	1185	57x104
390Q29K315	2x9W 15°	1422	57x104
390Q29K324	2x9W 24°	1422	57x104
390Q29K336	2x9W 36°	1422	57x104
390Q29K350	2x9W 50°	1422	57x104

MAKE Q DOUBLE MINI

Double adjustable recessed installation.

Polycarbonate lens \varnothing 35mm.

Beam angles: 15°-24°-36°-50°.



Cod. 4000K	Led	Im	Lmm
390Q23K415MN	2x3W 15°	706	78x148
390Q23K424MN	2x3W 24°	706	78x148
390Q23K436MN	2x3W 36°	706	78x148
390Q23K450MN	2x3W 50°	706	78x148
390Q26K415MN	2x6W 15°	1200	78x148
390Q26K424MN	2x6W 24°	1200	78x148
390Q26K436MN	2x6W 36°	1200	78x148
390Q26K450MN	2x6W 50°	1200	78x148
390Q211K415MN	2x11W 15°	1794	78x148
390Q211K424MN	2x11W 24°	1794	78x148
390Q211K436MN	2x11W 36°	1794	78x148
390Q211K450MN	2x11W 50°	1794	78x148

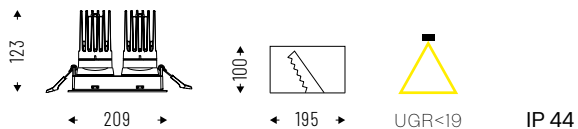
Cod. 3000K	Led	Im	Lmm
390Q23K315MN	2x3W 15°	696	78x148
390Q23K324MN	2x3W 24°	696	78x148
390Q23K336MN	2x3W 36°	696	78x148
390Q23K350MN	2x3W 50°	696	78x148
390Q26K315MN	2x6W 15°	1182	78x148
390Q26K324MN	2x6W 24°	1182	78x148
390Q26K336MN	2x6W 36°	1182	78x148
390Q26K350MN	2x6W 50°	1182	78x148
390Q211K315MN	2x11W 15°	1704	78x148
390Q211K324MN	2x11W 24°	1704	78x148
390Q211K336MN	2x11W 36°	1704	78x148
390Q211K350MN	2x11W 50°	1704	78x148

MAKE Q DOUBLE SMALL

Double adjustable recessed installation.

Polycarbonate lens \varnothing 50mm.

Beam angles: 15°-24°-36°-50°.



Cod. 4000K	Led	lm	Lmm
390Q29K415S	2x9W 15°	1870	110x209
390Q29K424S	2x9W 24°	1870	110x209
390Q29K436S	2x9W 36°	1870	110x209
390Q29K450S	2x9W 50°	1870	110x209
390Q213K415S	2x13W 15°	2570	110x209
390Q213K424S	2x13W 24°	2570	110x209
390Q213K436S	2x13W 36°	2570	110x209
390Q213K450S	2x13W 50°	2570	110x209
390Q218K415S	2x18W 15°	3650	110x209
390Q218K424S	2x18W 24°	3650	110x209
390Q218K436S	2x18W 36°	3650	110x209
390Q218K450S	2x18W 50°	3650	110x209

Cod. 3000K	Led	lm	Lmm
390Q29K315S	2x9W 15°	1838	110x209
390Q29K324S	2x9W 24°	1838	110x209
390Q29K336S	2x9W 36°	1838	110x209
390Q29K350S	2x9W 50°	1838	110x209
390Q213K315S	2x13W 15°	2526	110x209
390Q213K324S	2x13W 24°	2526	110x209
390Q213K336S	2x13W 36°	2526	110x209
390Q213K350S	2x13W 50°	2526	110x209
390Q218K315S	2x18W 15°	3590	110x209
390Q218K324S	2x18W 24°	3590	110x209
390Q218K336S	2x18W 36°	3590	110x209
390Q218K350S	2x18W 50°	3590	110x209

ACCESSORIES



External reflector in chromed PC.

- 39RFQA** - MICRO
- 39RFQAMN** - MINI
- 39RFQAS** - SMALL
- 39RFQAM** - MEDIUM



External reflector in golden PC.

- 39RFQG** - MICRO
- 39RFQGMN** - MINI
- 39RFQGS** - SMALL
- 39RFQGM** - MEDIUM



Honeycomb optics, UGR<16.

- 39AAND** - MICRO
- 39AANDMN** - MINI
- 39AANDS** - SMALL
- 39AANDM** - MEDIUM



Micro-engraved optics.

- 39AASL** - MICRO
- 39AASLMN** - MINI
- 39AASLS** - SMALL
- 39AASLM** - MEDIUM



Frosted glass.

- 39AAVS** - MICRO
- 39AAVSMN** - MINI
- 39AAVSS** - SMALL
- 39AAVSM** - MEDIUM

MAKE R is the new **swiveling and adjustable downlight**. Available in **mini, small, medium and large size**, with various diameter possibilities, it can be equipped with narrow or wide beam optics. The free **rotating body can be partially extracted and tilted** or remain completely recessed, making MAKE R extremely versatile for office, retail and all those installations that require **dynamic lighting**.

☑ Features

- Direct emission
- UGR<19
- IP 44

💡 Led

- 3000K/4000K
- >100 lm/W
- CRI>90
- Eye safety: RGO/RGI
- Mac Adams 3
- L80/B10 >50.000h

🕒 Specifications

- Polycarbonate lens, beam angles: 15°-24°-36°-50°
- Front reflector in polycarbonate

☐ Body

- Aluminum with epoxy powder coating

🎨 Colors

- White RAL 9003 wrinkled - code W
- Black RAL 9005 wrinkled - code BK


☆ Certifications

- CE Conformity
- RETILAP Conformity
- Energy efficiency C
- 5 years warranty

📦 On request

- DALI - code D
- Bluetooth - code BT*
- Emergency 1 hr - code EM
- Emergency 3 hrs - code EM3H*
- 2700K - code K27*
- 5000K - code K5*

* Where available




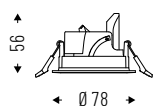
©NEDITOArchitetti,
Muscas Matteo Architetto

MAKE R MINI

Adjustable and swiveling recessed installation.

Polycarbonate lens \varnothing 35mm.

Beam: 24°-36°-50°.



IP 44

Cod. 4000K	Led	lm	Ømm
390A3K424MN	3W 24°	420	78
390A3K436MN	3W 36°	420	78
390A3K450MN	3W 50°	420	78
390A6K424MN	6W 24°	700	78
390A6K436MN	6W 36°	700	78
390A6K450MN	6W 50°	700	78

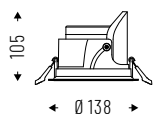
Cod. 3000K	Led	lm	Ømm
390A3K324MN	3W 24°	374	78
390A3K336MN	3W 36°	374	78
390A3K350MN	3W 50°	374	78
390A6K324MN	6W 24°	623	78
390A6K336MN	6W 36°	623	78
390A6K350MN	6W 50°	623	78

MAKE R SMALL

Adjustable and swiveling recessed installation.

Polycarbonate lens \varnothing 50mm.

Beam: 15°-24°-36°-50°.



IP 44

Cod. 4000K	Led	lm	Ømm
390A12K415S	12W 15°	1560	138
390A12K424S	12W 24°	1560	138
390A12K436S	12W 36°	1560	138
390A12K450S	12W 50°	1560	138
390A17K415S	17W 15°	2200	138
390A17K424S	17W 24°	2200	138
390A17K436S	17W 36°	2200	138
390A17K450S	17W 50°	2200	138
390A24K415S	24W 15°	3000	138
390A24K424S	24W 24°	3000	138
390A24K436S	24W 36°	3000	138
390A24K450S	24W 50°	3000	138

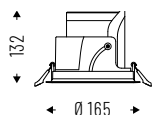
Cod. 3000K	Led	lm	Ømm
390A12K315S	12W 15°	1388	138
390A12K324S	12W 24°	1388	138
390A12K336S	12W 36°	1388	138
390A12K350S	12W 50°	1388	138
390A17K315S	17W 15°	1958	138
390A17K324S	17W 24°	1958	138
390A17K336S	17W 36°	1958	138
390A17K350S	17W 50°	1958	138
390A24K315S	24W 15°	2670	138
390A24K324S	24W 24°	2670	138
390A24K336S	24W 36°	2670	138
390A24K350S	24W 50°	2670	138

MAKE R MEDIUM

Adjustable and swiveling recessed installation.

Polycarbonate lens \varnothing 75mm.

Beam: 15°-24°-36°-50°.



IP 44

Cod. 4000K	Led	lm	Ømm
390A17K415M	17W 15°	2020	165
390A17K424M	17W 24°	2020	165
390A17K436M	17W 36°	2020	165
390A17K450M	17W 50°	2020	165
390A24K415M	24W 15°	2850	165
390A24K424M	24W 24°	2850	165
390A24K436M	24W 36°	2850	165
390A24K450M	24W 50°	2850	165
390A31K415M	31W 15°	3700	165
390A31K424M	31W 24°	3700	165
390A31K436M	31W 36°	3700	165
390A31K450M	31W 50°	3700	165

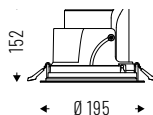
Cod. 3000K	Led	lm	Ømm
390A17K315M	17W 15°	1798	165
390A17K324M	17W 24°	1798	165
390A17K336M	17W 36°	1798	165
390A17K350M	17W 50°	1798	165
390A24K315M	24W 15°	2537	165
390A24K324M	24W 24°	2537	165
390A24K336M	24W 36°	2537	165
390A24K350M	24W 50°	2537	165
390A31K315M	31W 15°	3293	165
390A31K324M	31W 24°	3293	165
390A31K336M	31W 36°	3293	165
390A31K350M	31W 50°	3293	165

MAKE R LARGE

Adjustable and adjustable recessed installation.

Polycarbonate \varnothing 83mm.

Lens Beam: 15°-24°-36°-50°.



IP 44

Cod. 4000K	Led	lm	Ømm
390A27K415L	27W 15°	3529	195
390A27K424L	27W 24°	3529	195
390A27K436L	27W 36°	3529	195
390A27K450L	27W 50°	3529	195
390A35K415L	35W 15°	4577	195
390A35K424L	35W 24°	4577	195
390A35K436L	35W 36°	4577	195
390A35K450L	35W 50°	4577	195

Cod. 3000K	Led	lm	Ømm
390A27K315L	27W 15°	3294	195
390A27K324L	27W 24°	3294	195
390A27K336L	27W 36°	3294	195
390A27K350L	27W 50°	3294	195
390A35K315L	35W 15°	4278	195
390A35K324L	35W 24°	4278	195
390A35K336L	35W 36°	4278	195
390A35K350L	35W 50°	4278	195

ACCESSORIES



Chromed PC aesthetic reflector.

39RFRAMN - MINI
39RFRAS - SMALL
39RFRAM - MEDIUM
39RFRAL - LARGE



Gold PC aesthetic reflector.

39RFRGMN - MINI
39RFRGS - SMALL
39RFRGM - MEDIUM
39RFGL - LARGE



Honeycomb.

39AANDRMN - MINI
39AANDRS - SMALL
39AANDRM - MEDIUM
39AANDRL - LARGE



Micro-engraved optics.

39AASLRMN - MINI
39AASLRS - SMALL
39AASLRM - MEDIUM
39AASLRL - LARGE



Frosted glass.

39AAVSRMN - MINI
39AAVSRS - SMALL
39AAVSRM - MEDIUM
39AAVSRL - LARGE

TERES MICRO ZOOM RECESSED

ID 14

TERES MICRO ZOOM RECESSED is the new directional recessed spotlight with **extremely small dimensions** and **high performance**: in only 65mm per 31mm of diameter is concentrated a spot with **adjustable beam lens (from 10° to 40°)** perfect for an accent light in those areas where the presence of the fixture must be discreet. Available in recessed versions with visible frame or frameless, single or with multiple spots.

☑ Features

- Direct emission
- UGR<19
- IP 40

💡 Led

- 3000K/4000K
- >80 lm/W
- CRI>90
- Eye safety: RG0/RG1
- Mac Adams 3
- L80/B10 >50.000h

🕒 Specifications

- Lens with adjustable beam, from 10° to 40°
- Honeycomb optic

☐ Body

- Aluminum with epoxy powder coating

🎨 Colors

- White RAL 9003 wrinkled - code W
- Black RAL 9005 wrinkled - code BK

☆ Certifications

- CE Conformity
- RETILAP Conformity
- Energy efficiency E
- 5 years warranty

📦 On request

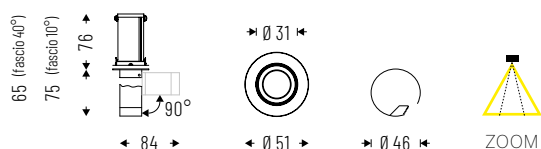
- DALI - code D
- 2700K - code K27*

* Where available



TERES MICRO ZOOM RECESSED

Adjustable beam angles lens: from 10° to 40°.
For recessed installation.



IP 40

Cod. 4000K	Led	lm	Ømm
14ZM3K4NR	3W	262	51
14ZM7K4NR	7W	560	51

Cod. 3000K	Led	lm	Ømm
14ZM3K3NR	3W	238	51
14ZM7K3NR	7W	510	51

DOWNLIGHT

TERES MICRO ZOOM RECESSED FRAMELESS

Adjustable beam angles lens: from 10° to 40°.
For recessed frameless installation.



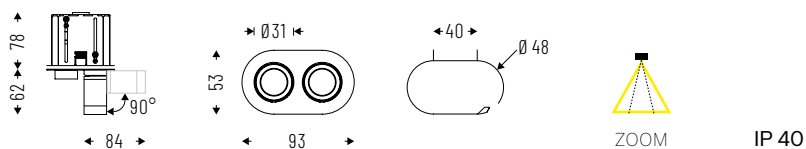
IP 40

Cod. 4000K	Led	lm	Ømm
14ZM3K4NF	3W	262	31
14ZM7K4NF	7W	560	31

Cod. 3000K	Led	lm	Ømm
14ZM3K3NF	3W	238	31
14ZM7K3NF	7W	510	31

TERES MICRO ZOOM RECESSED 2x

Double adjustable beam angles lens: from 10° to 40°.
For recessed installation.



Cod. 4000K	Led	lm	mm
14ZM23K4NR	2X3W	524	53x93
14ZM27K4NR	2X7W	1120	53x93

Cod. 3000K	Led	lm	mm
14ZM23K3NR	2X3W	476	53x93
14ZM27K3NR	2X7W	1020	53x93

TECHNICAL NOTES

ADJUSTMENT AND AIMING

FULLY RECESSED POSITION



AIMING AND ZOOM POSITION



HALL LED DEEP

ID 38

arico

DOWNLIGHT

Miniature downlight for discrete accent lighting, designed to express the best of the latest LED technology. Modern and compact, **HALL LED DEEP** is the ideal fixture for **restaurants, meeting rooms** and **commercial spaces** where the light needs to be of high quality yet discrete in appearance.

☑ Features

- Direct emission
- UGR<19
- IP 44
- IK 02

💡 Led

- 3000K/4000K
- >60 lm/W; >103 lm/W
- CRI>90
- Eye safety: RG0/RGI
- Mac Adams 3
- L80/B10 >50.000h

🕒 Specifications

- MINI: polycarbonate lens
- SMALL: internal aluminum reflector, beam angle: 25°-40°

☐ Body

- Aluminum with epoxy powder coating

🎨 Colors

- White RAL 9003 matte - code B
- Black RAL 9005 matte - code C8


☆ Certifications

- CE Conformity
- RETILAP Conformity
- Energy efficiency E
- 5 years warranty

📦 On request

- DALI - code D*
- Bluetooth - code BT*
- Emergency 1 hr - code EM
- Emergency 3 hrs - code EM3H*
- 2700K - code K27*
- 5000K - code K5*

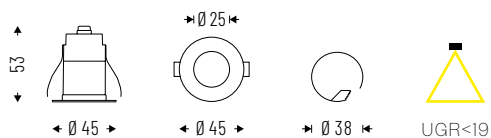
* Where available



Refer to our website for the complete product range » www.arico.co.uk » +44 (0) 23 8202 2100

HALL LED DEEP MINI

Polycarbonate lens.
Beam angles: 8°-12°-36°.
Cut-off >60°.



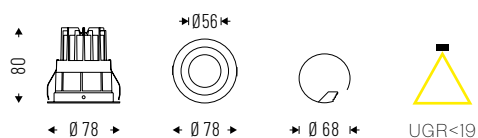
IP 44

Cod. 4000K	Led	lm	Ømm
38VM3K48	3W 8°	178	45
38VM3K412	3W 12°	178	45
38VM3K436	3W 36°	178	45

Cod. 3000K	Led	lm	Ømm
38VM3K38	3W 8°	165	45
38VM3K312	3W 12°	165	45
38VM3K336	3W 36°	165	45

HALL LED DEEP SMALL

Internal reflector in aluminum with microprismatic glass. Beam angles: 25°-40°.
Cut-off >40°.



IP 44

Cod. 4000K	Led	lm	Ømm
38VM9K425	9W 25°	927	78
38VM9K440	9W 40°	927	78
38VM13K425	13W 25°	1339	78
38VM13K440	13W 40°	1339	78

Cod. 3000K	Led	lm	Ømm
38VM9K325	9W 25°	834	78
38VM9K340	9W 40°	834	78
38VM13K325	13W 25°	1205	78
38VM13K340	13W 40°	1205	78

CUBE MINI

arlico
ID 49

CUBE MINI belongs to a range of **small-sized luminaires for both recessed and ceiling applications.**

The innovative joint system allows to break down any installation scheme, satisfying the architectural needs of any project. The body cut-off eliminates the perception of glare and improves **visual comfort.**

☑ Features

- Direct emission
- UGR<19; <22
- IP 40

💡 Led

- 3000K/4000K
- >90 lm/W
- CRI>90
- Eye safety: RG0/RGI
- Mac Adams 3
- L80/B10 >50.000h

🕒 Specifications

- Satin PC primary screen, UGR<19
- PG version with additional coplanar screen in opaline PC, UGR<22

📦 Body

- Die-cast aluminium

🎨 Colors

- White RAL 9003 matte - code B
- Black RAL 9005 matte - code C8

★ Certifications

- CE Conformity
- BIS Conformity
- RETILAP Conformity
- Energy efficiency F
- 5 years warranty

📦 On request

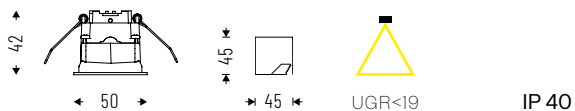
- DALI - code D*
- Bluetooth - code BT*
- Emergency 1 hr - code EM
- Emergency 3 hrs - code EM3H*

* Where available



CUBE MINI RECESSED

Primary diffuser in frosted PC, UGR<19.



Cod. 4000K	Led	lm	Lmm
49DR5K4	5W	459	50
49DR8K4	8W	729	50

Cod. 3000K	Led	lm	Lmm
49DR5K3	5W	418	50
49DR8K3	8W	663	50

CUBE MINI CEILING

Primary diffuser in frosted PC, UGR<19.



Cod. 4000K	Led	lm	Lmm
49DR5K4C	5W	459	50
49DR8K4C	8W	729	50

Cod. 3000K	Led	lm	Lmm
49DR5K3C	5W	418	50
49DR8K3C	8W	663	50

ACCESSORIES



Additional coplanar screen in opaline PC, UGR<22.

49AAPG




Bracket for multiple recessed installation.

49AA11

TECHNICAL NOTES

MULTIPLE INSTALLATION



BOX LED is a line of architectural design luminaires for recessed installation, **entirely made of die-cast aluminum**. Available in **three sizes**, it offers an incredible **variety of powers** and lumen packages suitable for any type of environment. The innovative design of the recessed part allows unparalleled **ease of installation: BOX LED in fact fits into a round hole**, facilitating the installation and alignment phase.

☑ Features

- Direct emission
- UGR<19
- IP 54 visible side

💡 Led

- 3000K/4000K
- >100 lm/W, >130lm/W
- CRI>90
- Eye safety: RG0/RG1
- Mac Adams 3
- L80/B10 >50.000h

🕒 Specifications

- SMD LED technology
- Internal reflector in white polycarbonate
- Diffuser in opal microprismatic polycarbonate
- Cut-off>20°

📏 Body

- Die-cast aluminum

🎨 Colors

- White RAL 9010 matte - code B
- Black RAL 9005 matte - code C8


🌟 Certifications

- CE Conformity
- Energy efficiency D
- 5 years warranty

📦 On request

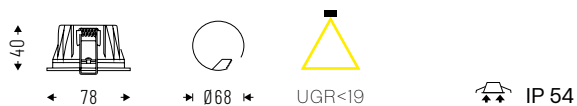
- DALI - code D
- Bluetooth - code BT*
- Emergency 1 hr - code EM
- Emergency 3 hrs - code EM3H*

* Where available



BOX LED MINI

Internal polycarbonate reflector and opal microprism polycarbonate diffuser.
Cut-off>20°.

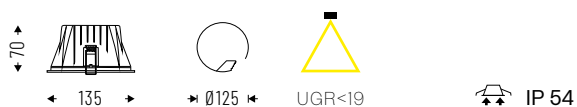


Cod. 4000K	Led	lm	Lmm
44MP7K454	7W	705	78
44MP10K454	10W	958	78

Cod. 3000K	Led	lm	Lmm
44MP7K354	7W	662	78
44MP10K354	10W	903	78

BOX LED SMALL

Internal polycarbonate reflector and opal microprism polycarbonate diffuser.
Cut-off>20°.

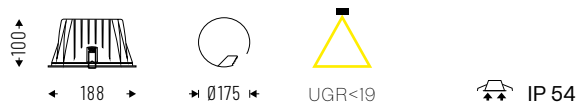


Cod. 4000K	Led	lm	Lmm
44MP14K4S54	14W	1605	135
44MP20K4S54	20W	2190	135
44MP28K4S54	28W	3080	135

Cod. 3000K	Led	lm	Lmm
44MP14K3S54	14W	1564	135
44MP20K3S54	20W	2132	135
44MP28K3S54	28W	2996	135

BOX LED MEDIUM

Internal polycarbonate reflector and opal microprism polycarbonate diffuser.
Cut-off >20°.



Cod. 4000K	Led	lm	Lmm
44MP20K4M54	20W	2469	188
44MP32K4M54	32W	3936	188
44MP48K4M54	48W	4469	188

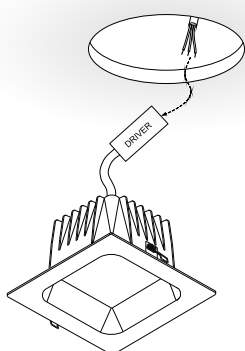
Cod. 3000K	Led	lm	Lmm
44MP20K3M54	20W	2297	188
44MP32K3M54	32W	3680	188
44MP48K3M54	48W	4450	188

TECHNICAL NOTES

CIRCULAR CUT-OUT DIMENSIONS



Led	Ømm
7W-10W	68
14W-20W-28W	125
20W-32W-48W	175



HALL LED PRO

ID 38

arlico

HALL LED PRO is the ideal downlight in commercial and civil environments, thanks to the **eco friendly Chip-on-Board (CoB) technology**, together with **low maintenance costs** and the absence of IR and UV emissions. Available in **several diameters**, it is ideal for illuminating entrances, large spaces and creating scenographic effects with great visual comfort, thanks to glare control with UGR<19.

DOWNLIGHT

☑ Features

- Direct emission
- UGR<19
- IP 65
- IK 06

💡 Led

- 3000K/4000K
- >120 lm/W
- CRI>90
- Eye safety: RG0/RGI
- Mac Adams 3
- L80/B10 >50.000h

🕒 Specifications

- CoB LED technology, Internal aluminum
- PC lens 15°-24°-36°-50°
- UGR<19 glare control

📦 Body

- Aluminum with epoxy powder coating

🎨 Colors

- White RAL 9003 matte - code B
- Black RAL 9005 - code C8

★ Certifications

- CE Conformity
- RETILAP Conformity
- Energy efficiency B
- 5 years warranty

📄 On request

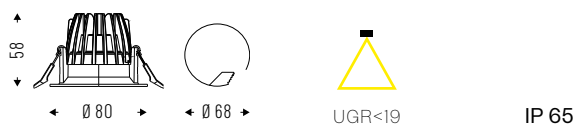
- DALI - code D
- Bluetooth - code BT*
- Emergency 1 hr - code EM
- Emergency 3 hrs - code EM3H*
- 2700K - code K27*
- 5000K - code K5*

* Where available



HALL LED PRO MINI PC

Polycarbonate lens with anti-glare design.
Cut-off >30°.

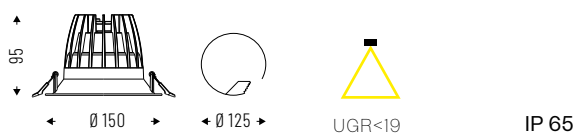


Cod. 4000K	Led	lm	Ømm
38PC7K415	7W 15°	875	80
38PC7K424	7W 24°	875	80
38PC7K436	7W 36°	875	80
38PC7K450	7W 50°	875	80
38PC9K415	9W 15°	1307	80
38PC9K424	9W 24°	1307	80
38PC9K436	9W 36°	1307	80
38PC9K450	9W 50°	1307	80

Cod. 3000K	Led	lm	Ømm
38PC7K315	7W 15°	814	80
38PC7K324	7W 24°	814	80
38PC7K336	7W 36°	814	80
38PC7K350	7W 50°	814	80
38PC9K315	9W 15°	1216	80
38PC9K324	9W 24°	1216	80
38PC9K336	9W 36°	1216	80
38PC9K350	9W 50°	1216	80

HALL LED PRO SMALL PC

Polycarbonate lens with anti-glare design.
Cut-off >30°.



Cod. 4000K	Led	lm	Ømm
38PC17K415S	17W 15°	2721	150
38PC17K424S	17W 24°	2721	150
38PC17K436S	17W 36°	2721	150
38PC17K450S	17W 50°	2721	150
38PC21K415S	21W 15°	3055	150
38PC21K424S	21W 24°	3055	150
38PC21K436S	21W 36°	3055	150
38PC21K450S	21W 50°	3055	150
38PC25K415S	25W 15°	3530	150
38PC25K424S	25W 24°	3530	150
38PC25K436S	25W 36°	3530	150
38PC25K450S	25W 50°	3530	150

Cod. 3000K	Led	lm	Ømm
38PC17K315S	17W 15°	2531	150
38PC17K324S	17W 24°	2531	150
38PC17K336S	17W 36°	2531	150
38PC17K350S	17W 50°	2531	150
38PC21K315S	21W 15°	2841	150
38PC21K324S	21W 24°	2841	150
38PC21K336S	21W 36°	2841	150
38PC21K350S	21W 50°	2841	150
38PC25K315S	25W 15°	3283	150
38PC25K324S	25W 24°	3283	150
38PC25K336S	25W 36°	3283	150
38PC25K350S	25W 50°	3283	150

HALL LED PRO MEDIUM PC

Polycarbonate lens with anti-glare design.
Cut-off >30°.



Cod. 4000K	Led	lm	Ømm
38PC24K415M	24W 15°	3658	175
38PC24K424M	24W 24°	3658	175
38PC24K436M	24W 36°	3658	175
38PC24K450M	24W 50°	3658	175
38PC28K415M	28W 15°	4164	175
38PC28K424M	28W 24°	4164	175
38PC28K436M	28W 36°	4164	175
38PC28K450M	28W 50°	4164	175
38PC32K415M	32W 15°	4629	175
38PC32K424M	32W 24°	4629	175
38PC32K436M	32W 36°	4629	175
38PC32K450M	32W 50°	4629	175

Cod. 3000K	Led	lm	Ømm
38PC24K315M	24W 15°	3402	175
38PC24K324M	24W 24°	3402	175
38PC24K336M	24W 36°	3402	175
38PC24K350M	24W 50°	3402	175
38PC28K315M	28W 15°	3873	175
38PC28K324M	28W 24°	3873	175
38PC28K336M	28W 36°	3873	175
38PC28K350M	28W 50°	3873	175
38PC32K315M	32W 15°	4305	175
38PC32K324M	32W 24°	4305	175
38PC32K336M	32W 36°	4305	175
38PC32K350M	32W 50°	4305	175

HALL LED PRO LARGE PC

Polycarbonate lens with anti-glare design.
Cut-off >30°.



Cod. 4000K	Led	lm	Ømm
38PC24K415L	24W 15°	3658	210
38PC24K424L	24W 24°	3658	210
38PC24K436L	24W 36°	3658	210
38PC24K450L	24W 50°	3658	210
38PC28K415L	28W 15°	4164	210
38PC28K424L	28W 24°	4164	210
38PC28K436L	28W 36°	4164	210
38PC28K450L	28W 50°	4164	210
38PC32K415L	32W 15°	4629	210
38PC32K424L	32W 24°	4629	210
38PC32K436L	32W 36°	4629	210
38PC32K450L	32W 50°	4629	210

Cod. 3000K	Led	lm	Ømm
38PC24K315L	24W 15°	3402	210
38PC24K324L	24W 24°	3402	210
38PC24K336L	24W 36°	3402	210
38PC24K350L	24W 50°	3402	210
38PC28K315L	28W 15°	3873	210
38PC28K324L	28W 24°	3873	210
38PC28K336L	28W 36°	3873	210
38PC28K350L	28W 50°	3873	210
38PC32K315L	32W 15°	4305	210
38PC32K324L	32W 24°	4305	210
38PC32K336L	32W 36°	4305	210
38PC32K350L	32W 50°	4305	210

HALL LED ESSENTIAL

ID 38

HALL LED ESSENTIAL is **perfect for retrofit applications** where price and efficacy are of equal importance. It can easily replace 18W-26W CFL downlight, with installations on 175mm to 220mm diameter holes.

☑ Features

- Direct emission
- UGR<19
- IP 54 visible side

💡 Led

- 3000K/4000K
- >145 lm/W
- CRI>90
- Eye safety: RGO/RGI
- Mac Adams 3
- L80/B10 >50.000h

🕒 Specifications

- SMD LED technology
- Internal reflector in microcell polycarbonate
- Microprismatic opaline polycarbonate diffuser
- Cut-off>10°

📦 Body

- Polycarbonate, with heat sink in die-cast aluminum

🎨 Colors

- White RAL 9003 matte - code B
- Black RAL 9005 matte - code C8

★ Certifications

- CE Conformity
- RETILAP Conformity
- Energy efficiency E
- 5 years warranty

📦 On request

- DALI - code D
- Bluetooth - code BT*
- Emergency 1 hr - code EM
- Emergency 3 hrs - code EM3H*

* Where available



HALL LED ESSENTIAL | MEDIUM

Microcell polycarbonate internal reflector and opal microprism polycarbonate diffuser UGR<19.
Cut-off>10°.



Cod. 4000K	Led	lm	Ømm
38MP9K4M54	9W	1469	210
38MP14K4M54	14W	2031	210
38MP20K4M54	20W	2842	210
38MP26K4M54	26W	3780	210

Cod. 3000K	Led	lm	Ømm
38MP9K3M54	9W	1423	210
38MP14K3M54	14W	1966	210
38MP20K3M54	20W	2743	210
38MP26K3M54	26W	3655	210

HALL LED ESSENTIAL | LARGE

Microcell polycarbonate internal reflector and opal microprism polycarbonate diffuser UGR<19.
Cut-off>10°.



Cod. 4000K	Led	lm	Ømm
38MP9K4L54	9W	1469	230
38MP14K4L54	14W	2031	230
38MP20K4L54	20W	2842	230
38MP26K4L54	26W	3780	230

Cod. 3000K	Led	lm	Ømm
38MP9K3L54	9W	1423	230
38MP14K3L54	14W	1966	230
38MP20K3L54	20W	2743	230
38MP26K3L54	26W	3655	230

OTELLO LED

ID 45

OTELLO LED provides a new design and a **wide choice of versions**, to create custom recessed LED luminaires. **Simple and fast installation, maximum efficiency, symmetrical and homogeneous light distribution** are offered as standard. The choice of beam angles is made possible through interchangeable reflectors, and versions with 1 to 3 heads are available, enabling the designer to use the product for **both accent and ambient lighting**. OTELLO LED, perfect for any contemporary application.

☑ Features

- Direct emission
- UGR<19
- IP 40
- IK 02

💡 Led

- 3000K/4000K
- >135 lm/W
- CRI>90
- Eye safety: RG0/RG1
- Mac Adams 3
- L80/B10 >50.000h

🕒 Specifications

- CoB LED technology
- Aluminum reflector
- Beam angles: 12°-20°-40°-70°

☐ Body

- Folded metal sheet
- Spotlights in die-cast aluminum

🎨 Colors

- White RAL 9003 - code B


☆ Certifications

- CE Conformity
- RETILAP Conformity
- BIS Conformity
- Energy efficiency C
- 5 years warranty

📦 On request

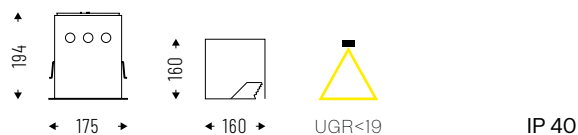
- DALI - code D
- Bluetooth - code BT*
- Emergency 1 hr - code EM
- Emergency 3 hrs - code EM3H*
- 2700K - code K27*
- 5000K - code K5*
- Frameless version*

* Where available



OTELLO LED 1x

Internal aluminum reflectors.
Beam angles: 12°-20°-40°-70°.

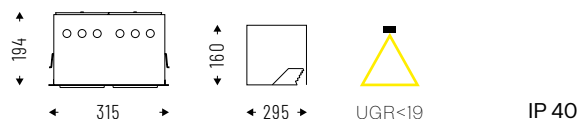


Cod. 4000K	Led	lm	Lmm
45VT118K412	1x18W 12°	2051	175x175
45VT118K420	1x18W 20°	2051	175x175
45VT118K440	1x18W 40°	2051	175x175
45VT118K470	1x18W 70°	2051	175x175
45VT125K412	1x25W 12°	2790	175x175
45VT125K420	1x25W 20°	2790	175x175
45VT125K440	1x25W 40°	2790	175x175
45VT125K470	1x25W 70°	2790	175x175
45VT134K412	1x34W 12°	4213	175x175
45VT134K420	1x34W 20°	4213	175x175
45VT134K440	1x34W 40°	4213	175x175
45VT134K470	1x34W 70°	4213	175x175
45VT138K412	1x38W 12°	4250	175x175
45VT138K420	1x38W 20°	4250	175x175
45VT138K440	1x38W 40°	4250	175x175
45VT138K470	1x38W 70°	4250	175x175

Cod. 3000K	Led	lm	Lmm
45VT118K312	1x18W 12°	1985	175x175
45VT118K320	1x18W 20°	1985	175x175
45VT118K340	1x18W 40°	1985	175x175
45VT118K370	1x18W 70°	1985	175x175
45VT125K312	1x25W 12°	2701	175x175
45VT125K320	1x25W 20°	2701	175x175
45VT125K340	1x25W 40°	2701	175x175
45VT125K370	1x25W 70°	2701	175x175
45VT134K312	1x34W 12°	4077	175x175
45VT134K320	1x34W 20°	4077	175x175
45VT134K340	1x34W 40°	4077	175x175
45VT134K370	1x34W 70°	4077	175x175
45VT138K312	1x38W 12°	4134	175x175
45VT138K320	1x38W 20°	4134	175x175
45VT138K340	1x38W 40°	4134	175x175
45VT138K370	1x38W 70°	4134	175x175

OTELLO LED 2x

Internal aluminum reflectors.
Beam angles: 12°-20°-40°-70°.

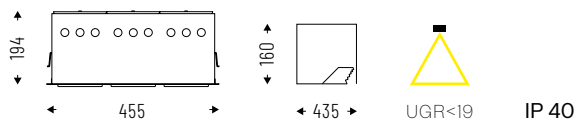


Cod. 4000K	Led	lm	Lmm
45VT218K412	2x18W 12°	4102	315x175
45VT218K420	2x18W 20°	4102	315x175
45VT218K440	2x18W 40°	4102	315x175
45VT218K470	2x18W 70°	4102	315x175
45VT225K412	2x25W 12°	5580	315x175
45VT225K420	2x25W 20°	5580	315x175
45VT225K440	2x25W 40°	5580	315x175
45VT225K470	2x25W 70°	5580	315x175
45VT234K412	2x34W 12°	8426	315x175
45VT234K420	2x34W 20°	8426	315x175
45VT234K440	2x34W 40°	8426	315x175
45VT234K470	2x34W 70°	8426	315x175
45VT238K412	2x38W 12°	8500	315x175
45VT238K420	2x38W 20°	8500	315x175
45VT238K440	2x38W 40°	8500	315x175
45VT238K470	2x38W 70°	8500	315x175

Cod. 3000K	Led	lm	Lmm
45VT218K312	2x18W 12°	3970	315x175
45VT218K320	2x18W 20°	3970	315x175
45VT218K340	2x18W 40°	3970	315x175
45VT218K370	2x18W 70°	3970	315x175
45VT225K312	2x25W 12°	5402	315x175
45VT225K320	2x25W 20°	5402	315x175
45VT225K340	2x25W 40°	5402	315x175
45VT225K370	2x25W 70°	5402	315x175
45VT234K312	2x34W 12°	8154	315x175
45VT234K320	2x34W 20°	8154	315x175
45VT234K340	2x34W 40°	8154	315x175
45VT234K370	2x34W 70°	8154	315x175
45VT238K312	2x38W 12°	8268	315x175
45VT238K320	2x38W 20°	8268	315x175
45VT238K340	2x38W 40°	8268	315x175
45VT238K370	2x38W 70°	8268	315x175

OTELLO LED 3x

Internal aluminum reflectors.
Beam angles: 12°-20°-40°-70°.



Cod. 4000K	Led	lm	Lmm
45VT318K412	3x18W 12°	6153	455x175
45VT318K420	3x18W 20°	6153	455x175
45VT318K440	3x18W 40°	6153	455x175
45VT318K470	3x18W 70°	6153	455x175
45VT325K412	3x25W 12°	8370	455x175
45VT325K420	3x25W 20°	8370	455x175
45VT325K440	3x25W 40°	8370	455x175
45VT325K470	3x25W 70°	8370	455x175
45VT334K412	3x34W 12°	12639	455x175
45VT334K420	3x34W 20°	12639	455x175
45VT334K440	3x34W 40°	12639	455x175
45VT334K470	3x34W 70°	12639	455x175
45VT338K412	3x38W 12°	12750	455x175
45VT338K420	3x38W 20°	12750	455x175
45VT338K440	3x38W 40°	12750	455x175
45VT338K470	3x38W 70°	12750	455x175

Cod. 3000K	Led	lm	Lmm
45VT318K312	3x18W 12°	5955	455x175
45VT318K320	3x18W 20°	5955	455x175
45VT318K340	3x18W 40°	5955	455x175
45VT318K370	3x18W 70°	5955	455x175
45VT325K312	3x25W 12°	8103	455x175
45VT325K320	3x25W 20°	8103	455x175
45VT325K340	3x25W 40°	8103	455x175
45VT325K370	3x25W 70°	8103	455x175
45VT334K312	3x34W 12°	12231	455x175
45VT334K320	3x34W 20°	12231	455x175
45VT334K340	3x34W 40°	12231	455x175
45VT334K370	3x34W 70°	12231	455x175
45VT338K312	3x38W 12°	12402	455x175
45VT338K320	3x38W 20°	12402	455x175
45VT338K340	3x38W 40°	12402	455x175
45VT338K370	3x38W 70°	12402	455x175

ACCESSORIES



Honeycomb optics.

45AAND



Micro-engraved optics.

45AASL

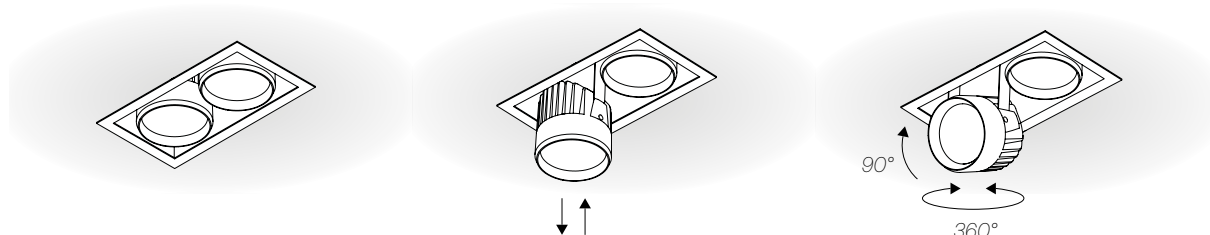


Frosted glass.

45AAMG

TECHNICAL NOTES

REMOVABLE AND ADJUSTABLE SPOTLIGHTS



Thanks to 1, 2 or 3 light points and the possibility to extract and adjust the spotlights, OTELLO LED guarantees the maximum flexibility to direct the light.

NEXT is the **contemporary design fixture** that perfectly fits in those architectural contexts where sober and minimal shapes are required. It is available as indoor versions for ceiling, recessed or recessed frameless installation, **with controlled UGR optics (<16)**.

☑ Features

- Direct emission
- Direct/indirect emission
- UGR<16
- IP 40

💡 Led

- 3000K/4000K
- >80 lm/W
- CRI>90
- Eye safety: RG0/RG1
- Mac Adams 3
- L80/B10 >50.000h

🕒 Specifications

- Built-in driver
- SMD LED technology
- High Contrast UGR<16 diffuser
- Impact resistant satin acrylic diffuser with perimeter screen printing
- Aluminum frame with sealing gasket
- Homogeneous emission with UGR<22

☐ Body

- Die-cast aluminum with epoxy powder coating

🎨 Colors

- White RAL 9003 wrinkled - code W
- Black RAL 9005 wrinkled - code BK

☆ Certifications

- CE Conformity
- RETILAP Conformity
- Energy efficiency E
- 5 years warranty

↔ Related products

- Next DK LV (p. 248)

⊕ On request

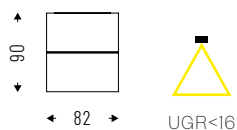
- DALI - code D
- Bluetooth - code BT*
- Emergency 1 hr - code EM
- Emergency 3 hrs - code EM3H*
- 2700K - code K27*

* Where available



NEXT DK CEILING

High Contrast diffuser UGR<16.



IP 40

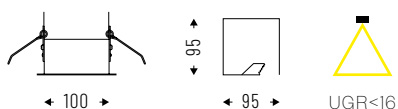


Cod. 4000K	Led	Im	Lmm
50DK16K4C	16W	1262	82x82

Cod. 3000K	Led	Im	Lmm
50DK16K3C	16W	1174	82x82

NEXT DK RECESSED

High Contrast dffuser UGR<16.



IP 40

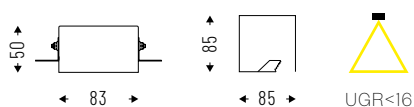


Cod. 4000K	Led	Im	Lmm
50DK16K4R	16W	1262	100x100

Cod. 3000K	Led	Im	Lmm
50DK16K3R	16W	1174	100x100

NEXT DK RECESSED FL

High Contrast diffuser UGR<16.



IP 40



Cod. 4000K	Led	Im	Lmm
50DK16K4F	16W	1262	83x83

Cod. 3000K	Led	Im	Lmm
50DK16K3F	16W	1174	83x83

HALL LED CEILING EVO

HALL LED CEILING EVO is the downlight solution for ceiling application, available in four sizes: **mini, small, medium, large** and different outputs, in order to satisfy all lighting requirements. A further advantage is given by the degree of protection **IP 44** and the **available range of optics**. Chip on board technology and integrated driver offer high efficiency and simple installation.

☑ Features

- Direct emission
- UGR<19
- IP 44

💡 Led

- 3000K/4000K
- >135 lm/W
- CRI>90
- Eye safety: RG0/RGI
- Mac Adams 3
- L80/B10 >50.000h

🕒 Specifications

- Built-in driver
- CoB LED technology
- MINI: aluminum internal reflectors - beam angles: 15°-20°-36°-50°
- SMALL: aluminum internal reflectors - beam angles: 10°-20°-40°-50°
- MEDIUM/LARGE: aluminum internal reflectors - beam angles: 10°-12°-20°-40°-70°

📏 Body

- Die-cast aluminum with epoxy powder coating

🎨 Colors

- White RAL 9003 wrinkled - code W
- Black RAL 9005 wrinkled - code BK

★ Certifications

- CE Conformity
- RETILAP Conformity
- ETL Conformity
- Energy efficiency F
- 5 years warranty

🔗 Related products

- Hall Led Essential Ceiling (p.206)
- Hall Led Ceiling IP65 (p. 353)
- Hall Led Ground (p. 338)

📦 On request

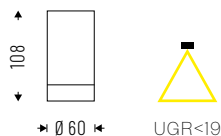
- DALI - code D*
- Bluetooth - code BT*
- 2700K - code K27*
- 5000K - code K5*

* Where available



HALL LED CEILING EVO MINI

Internal aluminum reflectors.
 Beam angles: 15°-20°-36°-50°.
 Cut-off>30°.



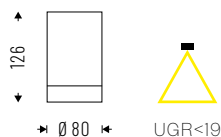
IP 44

Cod. 4000K	Led	lm	Ømm
28VT9K415	9W 15°	1071	60
28VT9K420	9W 20°	1071	60
28VT9K436	9W 36°	1071	60
28VT9K450	9W 50°	1071	60

Cod. 3000K	Led	lm	Ømm
28VT9K315	9W 15°	904	60
28VT9K320	9W 20°	904	60
28VT9K336	9W 36°	904	60
28VT9K350	9W 50°	904	60

HALL LED CEILING EVO SMALL

Internal aluminum reflectors.
 Beam angles: 10°-20°-40°-50°.
 Cut-off>30°.



IP 44

Cod. 4000K	Led	lm	Ømm
28VT13K410SE	13W 10°	1152	80
28VT13K420SE	13W 20°	1152	80
28VT13K440SE	13W 40°	1152	80
28VT13K450SE	13W 50°	1152	80
28VT18K410SE	18W 10°	1595	80
28VT18K420SE	18W 20°	1595	80
28VT18K440SE	18W 40°	1595	80
28VT18K450SE	18W 50°	1595	80

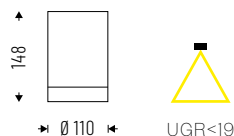
Cod. 3000K	Led	lm	Ømm
28VT13K310SE	13W 10°	1104	80
28VT13K320SE	13W 20°	1104	80
28VT13K340SE	13W 40°	1104	80
28VT13K350SE	13W 50°	1104	80
28VT18K310SE	18W 10°	1529	80
28VT18K320SE	18W 20°	1529	80
28VT18K340SE	18W 40°	1529	80
28VT18K350SE	18W 50°	1529	80

HALL LED CEILING EVO MEDIUM

Internal aluminum reflectors.

Beam angles: 10°-20°-40°-70°.

Cut-off >30°.



IP 44



Cod. 4000K	Led	lm	Ømm
28VT18K410ME	18W 10°	2316	110
28VT18K420ME	18W 20°	2316	110
28VT18K440ME	18W 40°	2316	110
28VT18K470ME	18W 70°	2316	110
28VT25K410ME	25W 10°	3151	110
28VT25K420ME	25W 20°	3151	110
28VT25K440ME	25W 40°	3151	110
28VT25K470ME	25W 70°	3151	110

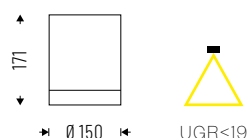
Cod. 3000K	Led	lm	Ømm
28VT18K310ME	18W 10°	2240	110
28VT18K320ME	18W 20°	2240	110
28VT18K340ME	18W 40°	2240	110
28VT18K370ME	18W 70°	2240	110
28VT25K310ME	25W 10°	3048	110
28VT25K320ME	25W 20°	3048	110
28VT25K340ME	25W 40°	3048	110
28VT25K370ME	25W 70°	3048	110

HALL LED CEILING EVO LARGE

Internal aluminum reflectors.

Beam angles: 10°-20°-40°-70°.

Cut-off >30°.



IP 44



Cod. 4000K	Led	lm	Ømm
28VT35K412LE	35W 12°	4029	150
28VT35K420LE	35W 20°	4029	150
28VT35K440LE	35W 40°	4029	150
28VT35K470LE	35W 70°	4029	150
28VT38K412LE	38W 12°	4214	150
28VT38K420LE	38W 20°	4214	150
28VT38K440LE	38W 40°	4214	150
28VT38K470LE	38W 70°	4214	150
28VT52K412LE	52W 12°	5647	150
28VT52K420LE	52W 20°	5647	150
28VT52K440LE	52W 40°	5647	150
28VT52K470LE	52W 70°	5647	150

Cod. 3000K	Led	lm	Ømm
28VT35K312LE	35W 12°	3897	150
28VT35K320LE	35W 20°	3897	150
28VT35K340LE	35W 40°	3897	150
28VT35K370LE	35W 70°	3897	150
28VT38K312LE	38W 12°	4100	150
28VT38K320LE	38W 20°	4100	150
28VT38K340LE	38W 40°	4100	150
28VT38K370LE	38W 70°	4100	150
28VT52K312LE	52W 12°	5494	150
28VT52K320LE	52W 20°	5494	150
28VT52K340LE	52W 40°	5494	150
28VT52K370LE	52W 70°	5494	150

ACCESSORIES



Wire suspension kit with
3 pole-powered supply box.
Cable length: 3000mm.

28AA16SE - SMALL



Wire suspension kit with
3 pole-powered supply box.
Cable length: 3000mm.

28AA16ME - MEDIUM
28AA16LE - LARGE



Wire suspension kit with
5 pole-powered supply box.
Cable length: 3000mm.

28AA165PSE - SMALL
28AA165PME - MEDIUM
28AA165PLE - LARGE

ANTI-GLARE RINGS

*Anti-glare rings that allow to focus the light beam hiding the light source.
They perfectly fit in art galleries, museums and retail areas to value the subject with accent light without annoying glare issues.*



28AA60AGW - MINI
Internal/external color:
White RAL 9003.



28AA80SAGW - SMALL
Internal/external color:
White RAL 9003.



28AA110MAGW - MEDIUM
Internal/external color:
White RAL 9003.

28AA60AGWBK - MINI
Internal color: Black RAL 9005.
External color: White RAL 9003.

28AA80SAGWBK - SMALL
Internal color: Black RAL 9005.
External color: White RAL 9003.

28AA110MAGWBK - MEDIUM
Internal color: Black RAL 9005.
External color: White RAL 9003.

28AA60AGBK - MINI
Internal/external color:
Black RAL 9005.

28AA80SAGBK - SMALL
Internal/external color:
Black RAL 9005.

28AA110MAGBK - MEDIUM
Internal/external color:
Black RAL 9005.

HALL LED CEILING PRO

HALL LED CEILING PRO is the most **modern concept of the downlight** for ceiling installation developed for elegant dynamic and sophisticated spaces with a **clear architectural feature**. The slim body design and the **PC lenses (15°-24°-36°-50°) with UGR<19** doesn't compromise the lighting performances. The range of accessories elegantly enriches the customization possibilities.

☑ Features

- Direct emission
- UGR<19
- IP 44

💡 Led

- 3000K/4000K
- >135 lm/W
- CRI>90
- Eye safety: RG0/RGI
- Mac Adams 3
- L80/B10 >50.000h

🕒 Specifications

- Built-in driver
- CoB LED technology
- PC lens 15°-24°-36°-50°

📏 Body

- Die-cast aluminum with epoxy powder coating

🎨 Colors

- White RAL 9003 wrinkled - code W
- Black RAL 9005 wrinkled - code BK

★ Certifications

- CE Conformity
- Energy efficiency E
- 5 years warranty

🔗 Related products

- Hall Led Ceiling Evo (p. 199)
- Hall Led Ceiling IP65 (p. 353)

📦 On request

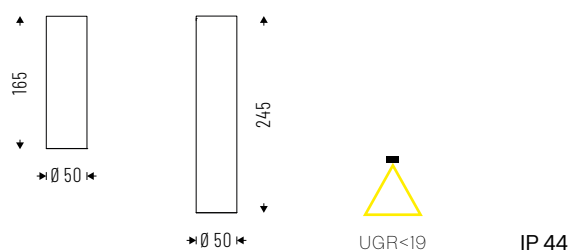
- DALI - code D on 245mm body
- 2700K - code K27
- 5000K - code K5





HALL LED CEILING PRO

PC lens 15°-24°-36°-50°. External ring included.



Cod. 4000K	Led	lm	Lmm
28PC15K415	15W 15°	1635	165
28PC15K424	15W 24°	1635	165
28PC15K436	15W 36°	1635	165
28PC15K450	15W 50°	1635	165
28PC15K415L	15W 15°	1635	245
28PC15K424L	15W 24°	1635	245
28PC15K436L	15W 36°	1635	245
28PC15K450L	15W 50°	1635	245

Cod. 3000K	Led	lm	Lmm
28PC15K315	15W 15°	1530	165
28PC15K324	15W 24°	1530	165
28PC15K336	15W 36°	1530	165
28PC15K350	15W 50°	1530	165
28PC15K315L	15W 15°	1530	245
28PC15K324L	15W 24°	1530	245
28PC15K336L	15W 36°	1530	245
28PC15K350L	15W 50°	1530	245

ACCESSORIES



External ring.

28RFA
28RFG
28RFW
28RFBK



Ceiling kit for suspended installation with 3-5 pole power rose and 3000mm cable.

28AA165PS



Honey comb.

28AAND

TECHNICAL NOTES

HALL LED CEILING PRO offers the possibility of changing the external ring choosing from four different colors.



HALL LED ESSENTIAL CEILING

ID 28

The cylindrical shape and the front cut-off give **HALL LED ESSENTIAL CEILING** a **modern look and optimize the light distribution** in a homogeneous way. Characterized by a pure and essential shape, it is ideal for residential and hospitality applications.

☑ Features

- Direct emission
- UGR<22
- IP 44

💡 Led

- 3000K/4000K
- >119 lm/W
- CRI>90
- Eye safety: RG0/RGI
- Mac Adams 3
- L80/B10 >50.000h

🕒 Specifications

- Built-in driver
- SMD LED technology
- Opal polycarbonate diffuser

📦 Body

- Polycarbonate, with aluminum heat sink

🎨 Colors

- Matte white RAL 9003 - code B
- Matte black RAL 9005 - code C8

★ Certifications

- CE Conformity
- Energy efficiency E
- 5 years warranty

📄 On request

- DALI - code D
- Bluetooth - code BT*
- Emergency 1 hr - code EM
- Emergency 3 hrs - code EM3H*

* Where available



HALL LED ESSENTIAL CEILING

Opal polycarbonate diffuser.
Beam angles: 90°. Cut-off>10°.



IP 44

Cod. 4000K	Led	lm	Ømm
28PGI5K4	15W	1779	204
28PG21K4	21W	2490	204

Cod. 3000K	Led	lm	Ømm
28PGI5K3	15W	1757	204
28PG21K3	21W	2402	204

TRACK SYSTEMS

arlico


EUROSTANDARD TRACK 210

ID 15



LV TRACK 216

ID 15



TRACK SYSTEMS

EUROSTANDARD TRACK

ID 15

EUROSTANDARD TRACK can be selected for either non-dimmable spotlights or applications needing bluetooth control. **The EUROSTANDARD PLUS TRACK DALI** has an extra 2 conductors for use in DALI applications and is also offered in a **H-section version**, which can be used to add uplighting. All versions come in different lengths with mounting options which include **direct, recessed, recessed trimless and suspended installation**. The comprehensive range of compatible products and accessories complete this versatile product.

⦿ Specifications

- The conductors are integrated in the track by means of rigid extruded profile made from insulating material guaranteeing high dielectric strength
- The 3 separate circuits consisting of 3 phase conductors and a common neutral allow for 3 lighting configurations to be switched individually
- The 3-phase supply allows for an overall loading of 16A (10500 VA) which can be divided among the 3 circuits (3x3500 VA)
- The earth, positioned on the side, leads to an asymmetrical structure of the track. As a consequence couplers must be selected carefully

□ Body

- Aluminum

🗨 Colors

- White RAL 9003 - code B
- Black RAL 9011 - code C8

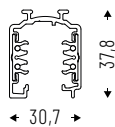
⇄ Related products

- Qi (p. 236)
- Semplice Led (p. 72)
- Teres (p. 224)
- Rem Track (p. 320)



EUROSTANDARD TRACK

ON/OFF version for ceiling/suspension installation.



IP 20

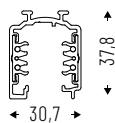


The cross section view shows the position of each line.

Cod.	Notes	Lmm
15AA1A	Electrified track	1000
15AA2A	Electrified track	2000
15AA3A	Electrified track	3000

EUROSTANDARD PLUS TRACK DALI

DALI ON/OFF version for ceiling/suspension installation.



IP 20

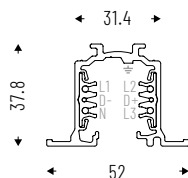


The cross section view shows the position of each line.

Cod.	Notes	Lmm
15AA1DA	Electrified track	1000
15AA2DA	Electrified track	2000
15AA3DA	Electrified track	3000

EUROSTANDARD PLUS TRACK DALI RECESSED

DALI version for recessed installation.



IP 20

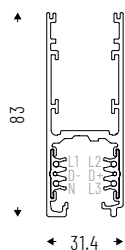


The cross section view shows the position of each line.

Cod.	Notes	Lmm
15AA1DI	Electrified track	1000
15AA2DI	Electrified track	2000
15AA3DI	Electrified track	3000

EUROSTANDARD PLUS TRACK DALI H

Dimmable version. Possibility of using the upper part as cable passage, or as housing for indirect luminaires or emergency group.



IP 20



The cross section view shows the position of each line.

Cod.	Notes	Lmm
15AA1DH	Electrified track	1000
15AA2DH	Electrified track	2000
15AA3DH	Electrified track	3000

ACCESSORIES

ACCESSORIES FOR ON/OFF - DALI CEILING/SUSPENSION INSTALLATION



Line end 250V-50Hz
Max 16A.

- ON/OFF
15AA09ELDXA
15AA09ELSXA
DALI
15AA09ELDXD
15AA09ELSXD



"L" coupler 250V-50Hz
Max 16A.

- ON/OFF
15AA05DXA
15AA05SXA
DALI
15AA05DXD
15AA05SXD



"T" coupler (internal 08/external
06) 250V-50Hz Max 16A.

- ON/OFF
15AA06DXA
15AA06SXA
15AA08DXA
15AA08SXA
DALI
15AA06DXD
15AA06SXD
15AA08DXD
15AA08SXD



"X" coupler 250V-50Hz
Max 16A.

- ON/OFF
15AA07A
DALI
15AA07D



External electrified linear
junction 250V-50Hz Max 16A.

- ON/OFF
15AA11ELA
DALI
15AA11ELD



Flexible joint 250V-50Hz
Max 16A.

- ON/OFF
15AA12A
DALI
15AA12D



Internal electrified linear
junction 250V-50Hz Max 16A.

- ON/OFF
15AA11A
DALI
15AA11D



End-cap.

- ON/OFF - DALI
15AA09D



Steel cable suspension kit.
Cable length 1500mm.

- ON/OFF - DALI
15AA13D



Steel cable suspension kit.
Cable length 3000mm.

- ON/OFF - DALI
15AA1330D



Ceiling mount.

- ON/OFF - DALI
15AA14D


ACCESSORIES

ACCESSORIES FOR DALI RECESSED VERSION



Line end 250V-50Hz
Max 16A. Recessed version.

15AA09ELDXDI
15AA09ELSXDI




«L» coupler 250V-50Hz
Max 16A. Recessed version.

15AA05DXDI
15AA05SXDI



«T» coupler (internal 08/
external 06) 250V-50Hz
Max 16A. Recessed version.

15AA06DXDI
15AA06SXDI
15AA08DXDI
15AA08SXDI



«X» coupler 250V-50Hz
Max 16A. Recessed version.

15AA07DI



Internal electrified linear
junction 250V-50Hz Max 16A.

15AA11D



End-cap.
Recessed version.

15AA09D



Bracket for recessed
installation.

15AA17D

ACCESSORIES FOR DALI «H» VERSION



Live end 250V-50Hz
Max 16A «H» version.

15AA09ELDXDH
15AA09ELSXDH




«L» coupler 250V-50Hz
Max 16A «H» version.

15AA05DXDH
15AA05SXDH



«T» coupler (internal 08/
external 06) 250V-50Hz
Max 16A «H» version.

15AA06DXDH
15AA06SXDH
15AA08DXDH
15AA08SXDH



«X» coupler 250V-50Hz
Max 16A «H» version.

15AA07DH



External electrified linear
junction 250V-50Hz
Max 16A «H» version.

15AA11ELDH



Internal electrified linear
junction 250V-50Hz
Max 16A.

15AA11D



End-cap «H» version.

15AA09DH



Steel cable suspension kit.
Cable length 1500mm.

15AA13DH

ACCESSORIES FOR ALL TRACK VERSIONS



Steel cable suspension kit.
Cable length 3000mm.

15AA1330DH



5-7 poles ceiling power supply box.

Cable length 2000mm

00AA165P

00AA167P

Cable length 3000mm

00AA165P30

00AA167P30



Additional IP 40 cover strip.
Length 1000mm.

15AAGP1D



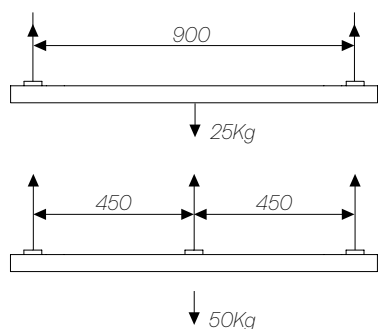
Cutting tool for track conductors.

15AATC

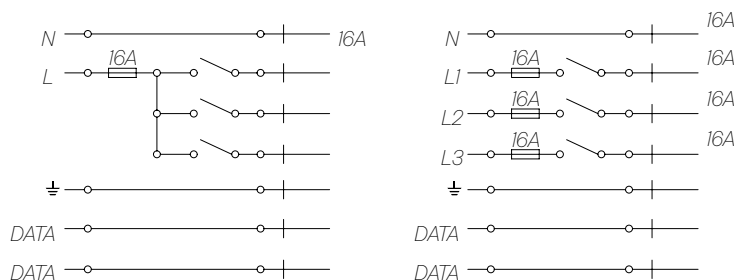
TECHNICAL NOTES

LOAD CAPACITY AND ELECTRICAL DIAGRAMS

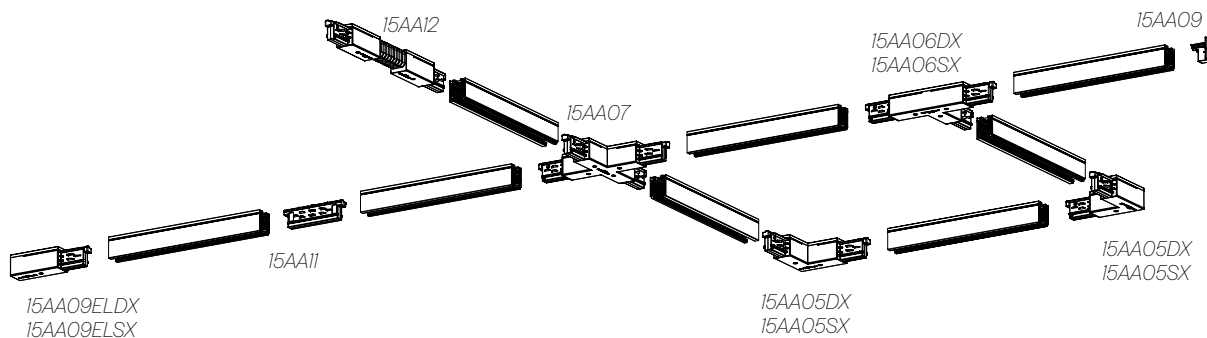
LOAD CAPACITY



ELECTRICAL DIAGRAMS



EXAMPLE OF INSTALLATION DIAGRAM WITH ITEM CODES



LV TRACK

ID 15

LV TRACK is suitable for all **Esse-Ci 48V LV lighting fixtures**. The track is available in three versions for **surface, recessed and suspended applications**. Each track boasts minimal dimensions for an absolutely discrete installation effect. A wide range of accessories complements each track style. Being SELV, rapid and safe coupling of luminaires is possible. Esse-Ci LV TRACK promotes optimum **flexibility and minimalism without compromising performance**.

🕒 Specifications

- Low voltage tracks (up to 60V dc)
- Circuits: 2x15A + Databus circuit

📏 Body

- Aluminum

🎨 Colors

- White RAL 9003 - code B
- Black RAL 9011 - code C8

🔗 Related products

- Next DK LV (p. 248)
- Ludo Spot (p. 255)
- Teres Micro Zoom (p. 178)
- Stylo LV (p. 263)
- Ludo Linear 2.0 (p. 257)
- Ludo Linear DK (p. 259)
- Ben Lv (p. 250)

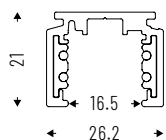
📦 On request

- Recessed frameless version



LV TRACK

Ceiling version.



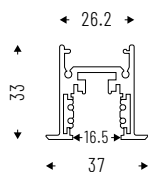
IP 20



Cod.	Notes	Lmm
15LV1M	Electrified LV TRACK	1000
15LV2M	Electrified LV TRACK	2000
15LV3M	Electrified LV TRACK	3000

LV TRACK RECESSED

Recessed version.



IP 20



Cod.	Notes	Lmm
15LV1RM	Electrified LV TRACK	1000
15LV2RM	Electrified LV TRACK	2000
15LV3RM	Electrified LV TRACK	3000

ACCESSORIES



End caps kit for LV TRACK.

15LV09M



End caps kit for LV TRACK RECESSED.

15LV09RM



Single wire adjustable suspension kit for LV TRACK.

15LV13 1500mm
15LV1330 3000mm



Spring clips for LV TRACK RECESSED.

15LV17RM



Electrified end feed.

15LV09EL



Electrified flexible joint.

15LV12



Electrified linear joint.

15LV11EL



Electrified 90° joint.

15LV05EL



Driver 48V/100W/250W for remote installation.

15LV10048IS
15LV15048IS
15LV25048IS



In-track driver 48V/100W/250W for track installation.

ON/OFF
15AB10048
15AB25048



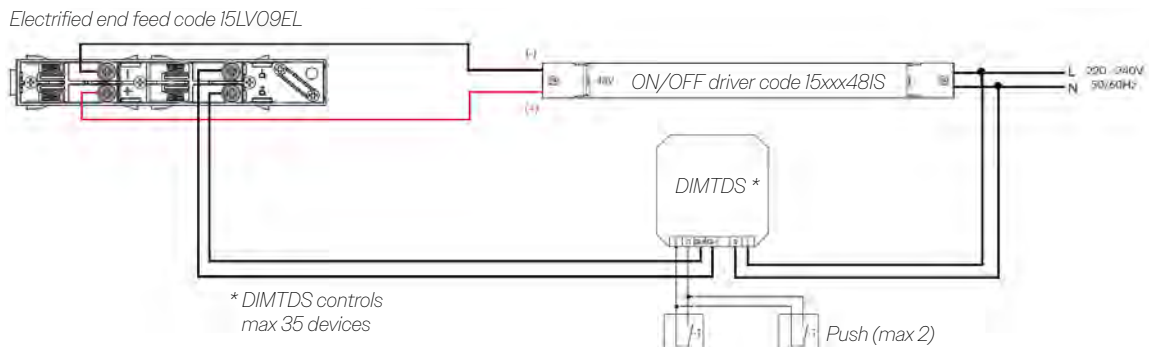
Cutting tool for track conductors.

15AATC

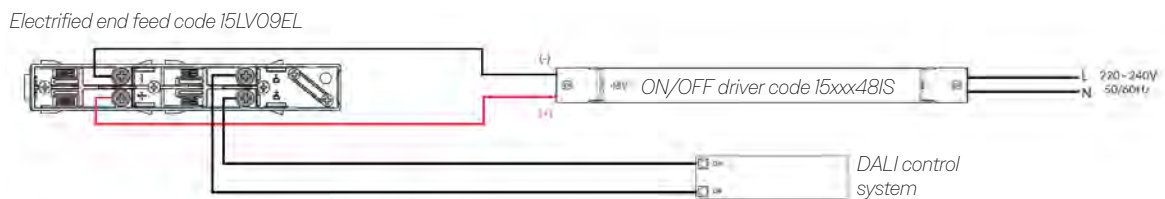
DALI
15AB10048D
15AB25048D

TECHNICAL NOTES

WIRING DIAGRAM LV-TRACK FOR SWITCH DIM







WIRING DIAGRAM LV-TRACK FOR DALI



SPOTLIGHT_

arlico

TERES PRO	220	ID 14	
TERES	224	ID 14	
TERES EXTE	231	ID 14	
QI	236	ID 19	

SPOTLIGHT

TERES PRO

ID 14

With a distinctly **architectural vocation**, **TERES PRO** represents the latest and most **sophisticated inspiration for spotlight with a compact and slim body** equipped with a driver completely hidden into the track. The **TERES PRO ZOOM** version thanks to the **adjustable light beam** is the best solution when flexibility is required to enlighten spaces and objects modifying the accent light to wide beam by a simple touch. **The PRO ART version** responds to the demanding lighting **requirements of museum and exhibition spaces**: the gobos allow you to design clearly and precisely geometrical rays lights, perfect to enhance sculptures and paintings.

☑ Features

- Direct emission
- UGR<19
- IP 40

💡 Led

- 3000K/4000K
- >113 lm/W
- CRI>90/CRI>95
- Eye safety: RG0/RG1
- Mac Adams 3
- L80/B10 >50.000h

🕒 Specifications

- In track driver
- CoB LED technology
- PC lens 15°-24°-36°-50°
- ZOOM lens from 25° to 60°

📦 Body

- Die-cast aluminum with epoxy powder coating

🎨 Colors

- White RAL 9003 wrinkled - code W
- Black RAL 9005 wrinkled - code BK

★ Certifications

- CE Conformity
- Energy efficiency E
- 5 years warranty
- ETL Certification


⇌ Related products

- Teres (p. 224)
- Teres Exte (p. 231)
- Teres Micro Zoom (p. 178)

📦 On request

- DALI - code D*
- Bluetooth - code BT*
- 2700K - code: K27*
- 5000K - code: K5*

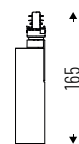
* Where available





TERES PRO PC

PC lens 15°-24°-36°-50°.



→50←



UGR<19

IP 40



Cod. 4000K	Led	lm	Ømm
14PC15K415	15W 15°	1695	50
14PC15K424	15W 24°	1695	50
14PC15K436	15W 36°	1695	50
14PC15K450	15W 50°	1695	50
14PC21K415	21W 15°	2373	50
14PC21K424	21W 24°	2373	50
14PC21K436	21W 36°	2373	50
14PC21K450	21W 50°	2373	50

Cod. 3000K	Led	lm	Ømm
14PC15K315	15W 15°	1530	50
14PC15K324	15W 24°	1530	50
14PC15K336	15W 36°	1530	50
14PC15K350	15W 50°	1530	50
14PC21K315	21W 15°	2135	50
14PC21K324	21W 24°	2135	50
14PC21K336	21W 36°	2135	50
14PC21K350	21W 50°	2135	50

TERES PRO ZOOM

PC adjustable lens 10°-45°.



→50←



UGR<19

IP 40

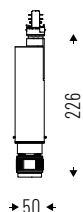


Cod. 4000K	Led	lm	Ømm
14ZM15K4	15W 10°-45°	1653	50
14ZM21K4	21W 10°-45°	2295	50

Cod. 3000K	Led	lm	Ømm
14ZM15K3	15W 10°-45°	1487	50
14ZM21K3	21W 10°-45°	2065	50

TERES PRO ART

PC lens adjustable 25°-36° with flaps, CRI>95.



UGR<19

IP 40



Cod. 4000K	Led	lm	Ømm
14GB15K4	15W 25°-36°	1635	50
14GB21K4	21W 25°-36°	2297	50

Cod. 3000K	Led	lm	Ømm
14GB15K3	15W 25°-36°	1530	50
14GB21K3	21W 25°-36°	2067	50



For ceiling installation version add «P» at the end of the code.



For ceiling installation version on plasterboard add «R» at the end of the code.

ACCESSORIES



External ring for Teres Pro-Pc.

- 14RFA - Chromed
- 14RFG - Gold
- 14RFB - White
- 14RFBK - Black



Barndoors 4 fold.

14AA50BR




Honey comb.

14AA50ND

TECHNICAL NOTES

For a better application of **TERES PRO ART**, table below, we indicate the suggested diameter or area of the gobos considering the different lens and distance from spot light and masterpiece to be illuminated.



Shape	Distance				
	1m	2m	3m	4m	
○	25°	Ø 37cm	Ø 80cm	Ø 124cm	Ø 168cm
	36°	Ø 60cm	Ø 120cm	Ø 185cm	Ø 253cm
□	25°	□ 26x26cm	□ 57x57cm	□ 88x88cm	□ 119x119cm
	36°	□ 42x42cm	□ 86x86cm	□ 131x131cm	□ 179x179cm

TERES is the **sophisticated and professional track spot** that, thanks to the **built-in driver**, compact design and advanced technology, has managed to hit the spot in the retail world, adapting completely to any environment without being invasive. Its **technical vocation** is also suitable for areas that need more decisive lighting thanks to the **High Flux version, with efficiencies up to 110lm/W**. The **Wall Washer** version with asymmetrical beam and the new **HF FOOD version**, dedicated to the best color rendering of food, complete a range that has now become the **reference point in the world of spotlights**.

☑ Features

- Direct emission
- UGR<19
- IP 40

💡 Led

- 3000K/4000K
- >110 lm/W
- CRI>90
- Eye safety: RG0/RG1
- Mac Adams 3
- L80/B10 >50.000h

🕒 Specifications

- Built-in driver
- CoB LED technology
- Internal aluminum reflectors, beam angles: 10°-15°-20°-36°-40°-50°-70°
- ZOOM: internal aluminum reflector with adjustable emission from 25° to 60°
- Polycarbonate lens
- Asymmetrical beam for Wall Washer

📦 Body

- Die-cast aluminum with epoxy powder coating

🎨 Colors

- White RAL 9003 wrinkled - code W
- Black RAL 9005 wrinkled - code BK

☆ Certifications

- CE Conformity
- BIS Conformity
- RETILAP Conformity
- ETL Conformity
- Energy efficiency C
- 5 years warranty
- ETL Certification


⇄ Related products



- Teres Exte (p. 231)
- Teres Micro Zoom (p. 178)
- Teres IP66 (p. 356)

📦 On request

- DALI - code D*
- Bluetooth - code BT*
- 2700K - code: K27*
- 5000K - code: K5*

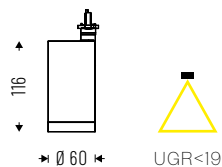
** Where available*





TERES MINI

Internal aluminum reflectors.
Beam angles: 15°-20°-36°-50°.



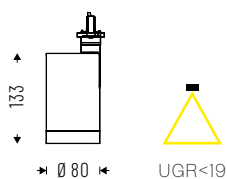
IP 40

Cod. 4000K	Led	lm	Ømm
14VT6K415	6W 15°	1094	60
14VT6K420	6W 20°	1094	60
14VT6K436	6W 36°	1094	60
14VT6K450	6W 50°	1094	60

Cod. 3000K	Led	lm	Ømm
14VT6K315	6W 15°	923	60
14VT6K320	6W 20°	923	60
14VT6K336	6W 36°	923	60
14VT6K350	6W 50°	923	60

TERES SMALL

Internal aluminum reflectors.
Beam angles: 10°-20°-40°-50°.



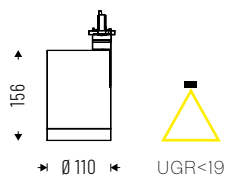
IP 40

Cod. 4000K	Led	lm	Ømm
14VT9K410S	9W 10°	1467	80
14VT9K420S	9W 20°	1467	80
14VT9K440S	9W 40°	1467	80
14VT9K450S	9W 50°	1467	80
14VT12K410S	12W 10°	1991	80
14VT12K420S	12W 20°	1991	80
14VT12K440S	12W 40°	1991	80
14VT12K450S	12W 50°	1991	80

Cod. 3000K	Led	lm	Ømm
14VT9K310S	9W 10°	1335	80
14VT9K320S	9W 20°	1335	80
14VT9K340S	9W 40°	1335	80
14VT9K350S	9W 50°	1335	80
14VT12K310S	12W 10°	1812	80
14VT12K320S	12W 20°	1812	80
14VT12K340S	12W 40°	1812	80
14VT12K350S	12W 50°	1812	80

TERES_MEDIUM

Internal aluminum reflectors.
Beam angles: 10°-20°-40°-70°.



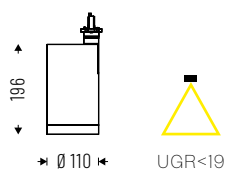
IP 40

Cod. 4000K	Led	lm	Ømm
14VT13K410M	13W 10°	2086	110
14VT13K420M	13W 20°	2086	110
14VT13K440M	13W 40°	2086	110
14VT13K470M	13W 70°	2086	110
14VT19K410M	19W 10°	2874	110
14VT19K420M	19W 20°	2874	110
14VT19K440M	19W 40°	2874	110
14VT19K470M	19W 70°	2874	110
14VT26K410M	26W 10°	3683	110
14VT26K420M	26W 20°	3683	110
14VT26K440M	26W 40°	3683	110
14VT26K470M	26W 70°	3683	110

Cod. 3000K	Led	lm	Ømm
14VT13K310M	13W 10°	1898	110
14VT13K320M	13W 20°	1898	110
14VT13K340M	13W 40°	1898	110
14VT13K370M	13W 70°	1898	110
14VT19K310M	19W 10°	2615	110
14VT19K320M	19W 20°	2615	110
14VT19K340M	19W 40°	2615	110
14VT19K370M	19W 70°	2615	110
14VT26K310M	26W 10°	3566	110
14VT26K320M	26W 20°	3566	110
14VT26K340M	26W 40°	3566	110
14VT26K370M	26W 70°	3566	110

TERES_HF

Internal aluminum reflectors.
Beam angles: 10°-20°-40°-70°.



IP 40

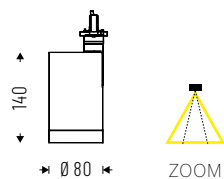
Cod. 4000K	Led	lm	Ømm
14VT29K410HF	29W 10°	4091	110
14VT29K420HF	29W 20°	4091	110
14VT29K440HF	29W 40°	4091	110
14VT29K470HF	29W 70°	4091	110
14VT32K410HF	32W 10°	4873	110
14VT32K420HF	32W 20°	4873	110
14VT32K440HF	32W 40°	4873	110
14VT32K470HF	32W 70°	4873	110
14VT38K410HF	38W 10°	5243	110
14VT38K420HF	38W 20°	5243	110
14VT38K440HF	38W 40°	5243	110
14VT38K470HF	38W 70°	5243	110

Cod. 3000K	Led	lm	Ømm
14VT29K310HF	29W 10°	3719	110
14VT29K320HF	29W 20°	3719	110
14VT29K340HF	29W 40°	3719	110
14VT29K370HF	29W 70°	3719	110
14VT32K310HF	32W 10°	4440	110
14VT32K320HF	32W 20°	4440	110
14VT32K340HF	32W 40°	4440	110
14VT32K370HF	32W 70°	4440	110
14VT38K310HF	38W 10°	4774	110
14VT38K320HF	38W 20°	4774	110
14VT38K340HF	38W 40°	4774	110
14VT38K370HF	38W 70°	4774	110

TERES_ZOOM SMALL

Polycarbonate lens.

Adjustable beam angles from 25° to 60°.



IP 40

Cod. 4000K	Led	lm	Ømm
14ZM9K4S	9W	1634	80

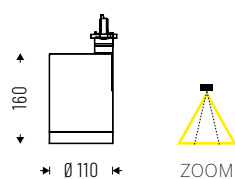


Cod. 3000K	Led	lm	Ømm
14ZM9K3S	9W	1485	80

TERES_ZOOM MEDIUM

Polycarbonate lens.

Adjustable beam angles from 25° to 60°.



IP 40

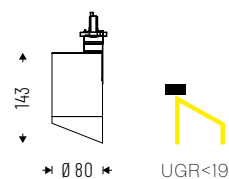
Cod. 4000K	Led	lm	Ømm
14ZM13K4M	13W	2182	110
14ZM19K4M	19W	3031	110
14ZM26K4M	26W	3380	110



Cod. 3000K	Led	lm	Ømm
14ZM13K3M	13W	2040	110
14ZM19K3M	19W	2833	110
14ZM26K3M	26W	3130	110

TERES_WW SMALL

Polycarbonate lens for Wall Washer emission.



IP 40

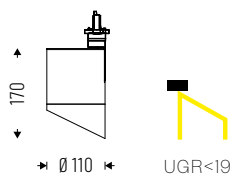
Cod. 4000K	Led	lm	Ømm
14WW9K4S	9W	1339	80
14WW12K4S	12W	1871	80



Cod. 3000K	Led	lm	Ømm
14WW9K3S	9W	1289	80
14WW12K3S	12W	1782	80

TERES WW MEDIUM

Polycarbonate lens for Wall Washer emission.



IP 40



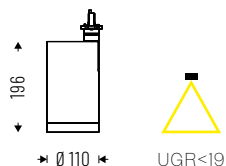
Cod. 4000K	Led	lm	Ømm
14WW13K4M	13W	1887	110
14WW19K4M	19W	2619	110
14WW26K4M	26W	3391	110

Cod. 3000K	Led	lm	Ømm
14WW13K3M	13W	1797	110
14WW19K3M	19W	2495	110
14WW26K3M	26W	3293	110

TERES HF FOOD

Internal aluminum reflectors.

Beam angles: 10°-20°-40°-70°.



IP 40



Cod. BREAD	Led	lm	Ømm
14VT38BR10HF	38W 10° BREAD	2366	110
14VT38BR20HF	38W 20° BREAD	2366	110
14VT38BR40HF	38W 40° BREAD	2366	110
14VT38BR70HF	38W 70° BREAD	2366	110
14VT54BR10HF	54W 10° BREAD	3537	110
14VT54BR20HF	54W 20° BREAD	3537	110
14VT54BR40HF	54W 40° BREAD	3537	110
14VT54BR70HF	54W 70° BREAD	3537	110

Cod. MEAT	Led	lm	Ømm
14VT38MT10HF	38W 10° MEAT	1788	110
14VT38MT20HF	38W 20° MEAT	1788	110
14VT38MT40HF	38W 40° MEAT	1788	110
14VT38MT70HF	38W 70° MEAT	1788	110
14VT54MT10HF	54W 10° MEAT	2516	110
14VT54MT20HF	54W 20° MEAT	2516	110
14VT54MT40HF	54W 40° MEAT	2516	110
14VT54MT70HF	54W 70° MEAT	2516	110

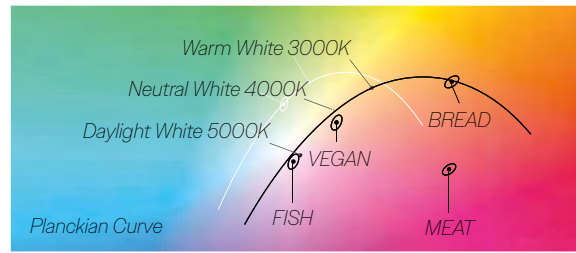
Cod. FISH	Led	lm	Ømm
14VT38FH10HF	38W 10° FISH	2628	110
14VT38FH20HF	38W 20° FISH	2628	110
14VT38FH40HF	38W 40° FISH	2628	110
14VT38FH70HF	38W 70° FISH	2628	110

Cod. FISH	Led	lm	Ømm
14VT54FH10HF	54W 10° FISH	3857	110
14VT54FH20HF	54W 20° FISH	3857	110
14VT54FH40HF	54W 40° FISH	3857	110
14VT54FH70HF	54W 70° FISH	3857	110

SPECIALIZED LED MODULES - FOOD

Premium CRI>90 luminaires with 3000K and 4000K color temperatures that enhance the color of natural products and are therefore suitable for the lighting of fruits, vegetables and food departments:

- **BREAD:** brown shades appear sharper and brighter, with golden reflexes. Cheeses and other ingredients used in baked goods such as pizza and sandwiches get enhanced in their colors.
- **MEAT/FRESH MEAT:** red tones are extraordinarily stronger, for a fresh and inviting presentation of red and cured meats.
- **FISH:** colors are lively and attractive, the fish looks bright and colorful; the cold shades of light enhance the freshness and brilliance of the fish.



ACCESSORIES

TERES OPTICS



TERES SMALL
Clear glass.
14AAVTS



TERES SMALL
Frost glass.
14AAMGS



TERES SMALL
Micro-engraved glass.
14AASLS



TERES SMALL
Honeycomb optics.
14AANDS



TERES MEDIUM
Clear glass.
14AAVTM



TERES MEDIUM
Frost glass.
14AAMGM



TERES MEDIUM
Micro-engraved glass.
14AASLM



TERES MEDIUM
Honeycomb optics.
14AANDM

ANTI-GLARE RINGS

Anti-glare rings that allow to focus the light beam hiding the light source. They perfectly fit in art galleries, museums and retail areas to value the subject with accent light without annoying glare issues - UGR<16.



14AA60AGW
- Teres Mini

Internal/external color:
White RAL 9003.

14AA60AGWBK
- Teres Mini

Internal color: Black RAL 9005.
External color: White RAL 9003.

14AA60AGBK
- Teres Mini

Internal/external color:
Black RAL 9005.



14AA80AGW
- Teres Small

Internal/external color:
White RAL 9003.

14AA80AGWBK
- Teres Small

Internal color: Black RAL 9005.
External color: White RAL 9003.

14AA80AGBK
- Teres Small

Internal/external color:
Black RAL 9005.



14AA110AGW
- Teres Medium e HF

Internal/external color:
White RAL 9003.

14AA110AGWBK
- Teres Medium e HF

Internal color: Black RAL 9005.
External color: White RAL 9003.

14AA110AGBK
- Teres Medium e HF

Internal/external color:
Black RAL 9005.

TERES EXTE

ID 14

arlico

Differentiation is a factor of success: versatility is an important aspect in the world of lighting. This is how **TERES EXTE was born from the TERES family**, allowing the luminaire to be applied as a **stand alone fixture**, for both surface or recessed installation. With the driver integrated inside the body, it fits to any situation thanks to the minimal design and purity of shapes. The **TERES EXTE COVE** version can also be installed as a free-standing luminaire on cornices or perimeter coves.

☑ Features

- Direct emission
- UGR<19
- IP 40

💡 Led

- 3000K/4000K
- >110 lm/W; >113 lm/W
- CRI >110
- Eye safety: RG0/RGI
- Mac Adams 3
- L80/B10 >50.000h

🕒 Specifications

- Built-in driver
- CoB LED technology
- Internal aluminum reflectors: beam angles: 10°-20°-40°-50°- 70°

📦 Body

- Die-cast aluminum with epoxy powder coating

🎨 Colors

- White RAL 9003 wrinkled - code W
- Black RAL 9005 wrinkled - code BK

★ Certifications

- CE Conformity
- RETILAP Conformity
- Energy efficiency C
- 5 years warranty
- ETL certification

⇄ Related products

- Teres (p. 224)
- Teres Micro Zoom (p. 178)
- Teres IP66 (p. 356)

📦 On request

- DALI - code D*
- Bluetooth - code BT*
- 2700K - code: K27*
- 5000K - code: K5*

* Where available

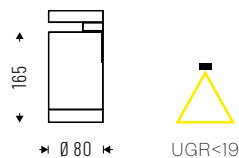


SPOTLIGHT

TERES EXTE _____ CEILING SMALL

Internal aluminum reflectors.

Beam angles: 10°-20°-40°-50°.



IP 40

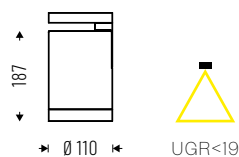
Cod. 4000K	Led	lm	Ømm
14VT9K410SP	9W 10°	1467	80
14VT9K420SP	9W 20°	1467	80
14VT9K440SP	9W 40°	1467	80
14VT9K450SP	9W 50°	1467	80
14VT12K410SP	12W 10°	1991	80
14VT12K420SP	12W 20°	1991	80
14VT12K440SP	12W 40°	1991	80
14VT12K450SP	12W 50°	1991	80

Cod. 3000K	Led	lm	Ømm
14VT9K310SP	9W 10°	1335	80
14VT9K320SP	9W 20°	1335	80
14VT9K340SP	9W 40°	1335	80
14VT9K350SP	9W 50°	1335	80
14VT12K310SP	12W 10°	1812	80
14VT12K320SP	12W 20°	1812	80
14VT12K340SP	12W 40°	1812	80
14VT12K350SP	12W 50°	1812	80

TERES EXTE _____ CEILING MEDIUM

Internal aluminum reflectors.

Beam angles: 10°-20°-40°-70°.



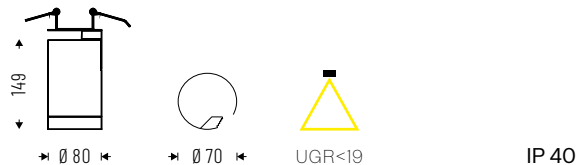
IP 40

Cod. 4000K	Led	lm	Ømm
14VT13K410MP	13W 10°	2086	110
14VT13K420MP	13W 20°	2086	110
14VT13K440MP	13W 40°	2086	110
14VT13K470MP	13W 70°	2086	110
14VT19K410MP	19W 10°	2874	110
14VT19K420MP	19W 20°	2874	110
14VT19K440MP	19W 40°	2874	110
14VT19K470MP	19W 70°	2874	110
14VT26K410MP	26W 10°	3683	110
14VT26K420MP	26W 20°	3683	110
14VT26K440MP	26W 40°	3683	110
14VT26K470MP	26W 70°	3683	110

Cod. 3000K	Led	lm	Ømm
14VT13K310MP	13W 10°	1898	110
14VT13K320MP	13W 20°	1898	110
14VT13K340MP	13W 40°	1898	110
14VT13K370MP	13W 70°	1898	110
14VT19K310MP	19W 10°	2615	110
14VT19K320MP	19W 20°	2615	110
14VT19K340MP	19W 40°	2615	110
14VT19K370MP	19W 70°	2615	110
14VT26K310MP	26W 10°	3566	110
14VT26K320MP	26W 20°	3566	110
14VT26K340MP	26W 40°	3566	110
14VT26K370MP	26W 70°	3566	110

TERES EXTE RECESSED SMALL

Internal aluminum reflectors.
Beam angles: 10°-20°-40°-50°.



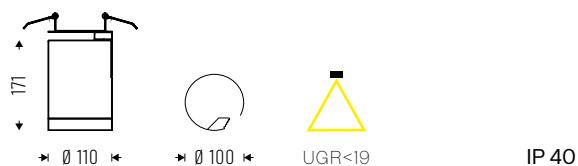
Cod. 4000K	Led	lm	Ømm
14VT9K410SR	9W 10°	1467	80
14VT9K420SR	9W 20°	1467	80
14VT9K440SR	9W 40°	1467	80
14VT9K450SR	9W 50°	1467	80
14VT12K410SR	12W 10°	1991	80
14VT12K420SR	12W 20°	1991	80
14VT12K440SR	12W 40°	1991	80
14VT12K450SR	12W 50°	1991	80

Cod. 3000K	Led	lm	Ømm
14VT9K310SR	9W 10°	1335	80
14VT9K320SR	9W 20°	1335	80
14VT9K340SR	9W 40°	1335	80
14VT9K350SR	9W 50°	1335	80
14VT12K310SR	12W 10°	1812	80
14VT12K320SR	12W 20°	1812	80
14VT12K340SR	12W 40°	1812	80
14VT12K350SR	12W 50°	1812	80

SPOTLIGHT

TERES EXTE RECESSED MEDIUM

Internal aluminum reflectors.
Beam angles: 10°-20°-40°-70°.

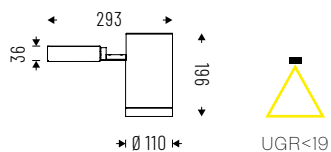


Cod. 4000K	Led	lm	Ømm
14VT13K410MR	13W 10°	2086	110
14VT13K420MR	13W 20°	2086	110
14VT13K440MR	13W 40°	2086	110
14VT13K470MR	13W 70°	2086	110
14VT19K410MR	19W 10°	2874	110
14VT19K420MR	19W 20°	2874	110
14VT19K440MR	19W 40°	2874	110
14VT19K470MR	19W 70°	2874	110
14VT26K410MR	26W 10°	3683	110
14VT26K420MR	26W 20°	3683	110
14VT26K440MR	26W 40°	3683	110
14VT26K470MR	26W 70°	3683	110

Cod. 3000K	Led	lm	Ømm
14VT13K310MR	13W 10°	1898	110
14VT13K320MR	13W 20°	1898	110
14VT13K340MR	13W 40°	1898	110
14VT13K370MR	13W 70°	1898	110
14VT19K310MR	19W 10°	2615	110
14VT19K320MR	19W 20°	2615	110
14VT19K340MR	19W 40°	2615	110
14VT19K370MR	19W 70°	2615	110
14VT26K310MR	26W 10°	3566	110
14VT26K320MR	26W 20°	3566	110
14VT26K340MR	26W 40°	3566	110
14VT26K370MR	26W 70°	3566	110

TERES EXTE COVE HF

Internal aluminum reflectors.
Beam angles: 10°-20°-40°-70°.



IP 40

Cod. 4000K	Led	lm	Ømm
14VT29K410HFC	29W 10°	4091	110
14VT29K420HFC	29W 20°	4091	110
14VT29K440HFC	29W 40°	4091	110
14VT29K470HFC	29W 70°	4091	110
14VT32K410HFC	32W 10°	4873	110
14VT32K420HFC	32W 20°	4873	110
14VT32K440HFC	32W 40°	4873	110
14VT32K470HFC	32W 70°	4873	110
14VT38K410HFC	38W 10°	5243	110
14VT38K420HFC	38W 20°	5243	110
14VT38K440HFC	38W 40°	5243	110
14VT38K470HFC	38W 70°	5243	110

Cod. 3000K	Led	lm	Ømm
14VT29K310HFC	29W 10°	3719	110
14VT29K320HFC	29W 20°	3719	110
14VT29K340HFC	29W 40°	3719	110
14VT29K370HFC	29W 70°	3719	110
14VT32K310HFC	32W 10°	4440	110
14VT32K320HFC	32W 20°	4440	110
14VT32K340HFC	32W 40°	4440	110
14VT32K370HFC	32W 70°	4440	110
14VT38K310HFC	38W 10°	4774	110
14VT38K320HFC	38W 20°	4774	110
14VT38K340HFC	38W 40°	4774	110
14VT38K370HFC	38W 70°	4774	110

ACCESSORIES

TERES EXTE OPTICS (ONLY FOR CEILING AND RECESSED VERSIONS)



TERES EXTE SMALL
Clear glass.

14AAVTS



TERES EXTE SMALL
Frost glass.

14AAMGS



TERES EXTE SMALL
Micro-engraved glass.

14AASLS



TERES EXTE SMALL
Honeycomb optics.

14AANDS



TERES EXTE MEDIUM
Clear glass.

14AAVTM



TERES EXTE MEDIUM
Frost glass.

14AAMGM



TERES EXTE MEDIUM
Micro-engraved glass.

14AASLM



TERES EXTE MEDIUM
Honeycomb optics.

14AANDM

ANTI-GLARE RINGS

Anti-glare rings that allow to focus the light beam hiding the light source. They perfectly fit in art galleries, museums and retail areas to value the subject with accent light without annoying glare issues - UGR<16.



14AA80AGW

- Teres Small

Internal/external color:
White RAL 9003.

14AA80AGWBK

- Teres Small

Internal color: Black RAL 9005.
External color: White RAL 9003.

14AA80AGBK

- Teres Small

Internal/external color:
Black RAL 9005.



14AA110AGW

- Teres Medium/HF

Internal/external color:
White RAL 9003.

14AA110AGWBK

- Teres Medium/HF

Internal color: Black RAL 9005.
External color: White RAL 9003.

14AA110AGBK

- Teres Medium/HF

Internal/external color:
Black RAL 9005.

QI is an exciting lighting concept set to **revolutionize the way designers consider traditional 3-circuit lighting track applications**. Perfect for retrofit or new designs, QI fits seamlessly within regular EU tracks. The types of applications are only restricted by the designers imagination, its **wide range of power and outputs, integrated driver**, choice of beam angles including asymmetric light distribution, make QI perfect for retail, museum, educational and commercial projects, just to name but a few.

☑ Features

- Direct emission
- UGR<22
- IP 40

💡 Led

- 3000K/4000K
- >90 lm/W; >105 lm/W
- CRI>90
- Eye safety: RG0/RG1
- Mac Adams 3
- L80/B20 >80.000h

☑ Specifications

- Built-in driver
- Satin methacrylate diffuser for wide beam emission
- Polycarbonate lens for asymmetrical emission

☐ Body

- Aluminum with polycarbonate electric adapter
- Compatible with EU Track rails

🎨 Colors

- White RAL 9003 matte - code B
- Black RAL 9005 matte - code C8

★ Certifications

- CE Conformity
- RETILAP Conformity
- Energy efficiency D
- 5 years warranty


⇄ Related products


- Eurostandard Track (p. 210)

📦 On request

- DALI - code D*

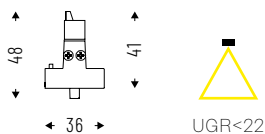
** Where available*





QI PG

Methacrylate satin antistatic diffuser screen, UGR<22.
ILC (Indirect Light Control) technology for partially indirect emission.



IP 40

LOW POWER VERSION (20 W/m)

Cod. 4000K	Led	lm	Lmm
19PG12K4	12W	1185	650
19PG18K4	18W	1777	930
19PG24K4	24W	2368	1210
19PG30K4	30W	2961	1490
19PG36K4	36W	3553	1770
19PG48K4	48W	4739	2330

LOW POWER VERSION (20 W/m)

Cod. 3000K	Led	lm	Lmm
19PG12K3	12W	1135	650
19PG18K3	18W	1703	930
19PG24K3	24W	2270	1210
19PG30K3	30W	2838	1490
19PG36K3	36W	3406	1770
19PG48K3	48W	4541	2330

HIGH POWER VERSION (40 W/m)

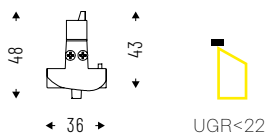
Cod. 4000K	Led	lm	Lmm
19PG24K4HP	24W	2457	650
19PG36K4HP	36W	3686	930
19PG48K4HP	48W	4915	1210
19PG60K4HP	60W	6144	1490
19PG72K4HP	72W	7372	1770
19PG96K4HP	96W	9830	2330

HIGH POWER VERSION (40 W/m)

Cod. 3000K	Led	lm	Lmm
19PG24K3HP	24W	2376	650
19PG36K3HP	36W	3564	930
19PG48K3HP	48W	4752	1210
19PG60K3HP	60W	5940	1490
19PG72K3HP	72W	7128	1770
19PG96K3HP	96W	9504	2330

QI AS-DX

Polycarbonate lens for asymmetrical beam.
Maximum installation height: 3 meters.



IP 40



arlico

SPOTLIGHT

LOW POWER VERSION (20 W/m)

Cod. 4000K	Led	lm	Lmm
19AS12K4DX	12W	1487	650
19AS18K4DX	18W	2232	930
19AS24K4DX	24W	2976	1210
19AS30K4DX	30W	3719	1490
19AS36K4DX	36W	4463	1770
19AS48K4DX	48W	5950	2330

LOW POWER VERSION (20 W/m)

Cod. 3000K	Led	lm	Lmm
19AS12K3DX	12W	1439	650
19AS18K3DX	18W	2158	930
19AS24K3DX	24W	2878	1210
19AS30K3DX	30W	3597	1490
19AS36K3DX	36W	4316	1770
19AS48K3DX	48W	5755	2330

HIGH POWER VERSION (40 W/m)

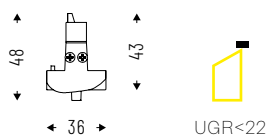
Cod. 4000K	Led	lm	Lmm
19AS24K4HPDX	24W	2976	650
19AS36K4HPDX	36W	4463	930
19AS48K4HPDX	48W	5951	1210
19AS60K4HPDX	60W	7438	1490
19AS72K4HPDX	72W	8925	1770
19AS96K4HPDX	96W	11900	2330

HIGH POWER VERSION (40 W/m)

Cod. 3000K	Led	lm	Lmm
19AS24K3HPDX	24W	2878	650
19AS36K3HPDX	36W	4316	930
19AS48K3HPDX	48W	5755	1210
19AS60K3HPDX	60W	7194	1490
19AS72K3HPDX	72W	8633	1770
19AS96K3HPDX	96W	11510	2330

QI AS-SX

Polycarbonate lens for asymmetrical beam.
Maximum installation height: 3 meters.



IP 40

LOW POWER VERSION (20 W/m)

Cod. 4000K	Led	lm	Lmm
19AS12K4SX	12W	1487	650
19AS18K4SX	18W	2232	930
19AS24K4SX	24W	2976	1210
19AS30K4SX	30W	3719	1490
19AS36K4SX	36W	4463	1770
19AS48K4SX	48W	5950	2330

LOW POWER VERSION (20 W/m)

Cod. 3000K	Led	lm	Lmm
19AS12K3SX	12W	1439	650
19AS18K3SX	18W	2158	930
19AS24K3SX	24W	2878	1210
19AS30K3SX	30W	3597	1490
19AS36K3SX	36W	4316	1770
19AS48K3SX	48W	5755	2330

HIGH POWER VERSION (40 W/m)

Cod. 4000K	Led	lm	Lmm
19AS24K4HPSX	24W	2976	650
19AS36K4HPSX	36W	4463	930
19AS48K4HPSX	48W	5951	1210
19AS60K4HPSX	60W	7438	1490
19AS72K4HPSX	72W	8925	1770
19AS96K4HPSX	96W	11900	2330

HIGH POWER VERSION (40 W/m)

Cod. 3000K	Led	lm	Lmm
19AS24K3HPSX	24W	2878	650
19AS36K3HPSX	36W	4316	930
19AS48K3HPSX	48W	5755	1210
19AS60K3HPSX	60W	7194	1490
19AS72K3HPSX	72W	8633	1770
19AS96K3HPSX	96W	11510	2330

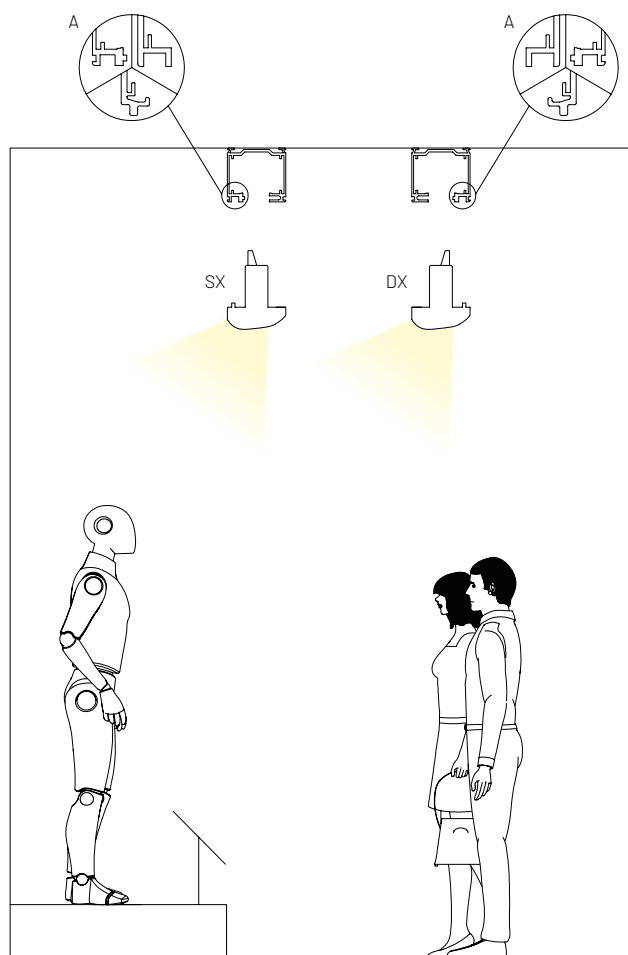
QI APPLICATION ON TRACK



QI AS APPLICATION ON EXISTING TRACK










In case of installation of QI AS on existing tracks, it is necessary to pay attention to the use of the right or left version of the devices, in order to direct the asymmetrical flow correctly.

The particular «A» of the track must be identified and consequently the luminaire should be chosen between: QI AS-SX or QI AS-DX.



LOW VOLTAGE

arlico

GHOSTFEED 2.0	244	ID 15	
NEXT DK LV	248	ID 50	
BEN LV	250	ID 10	
TERES LV	252	ID 14	
LUDO SPOT	255	ID 20	
LUDO LINEAR 2.0	257	ID 20	
LUDO LINEAR DK	259	ID 20	
JOOLS LV	261	ID 11	
STYLO LV	263	ID 88	

LOW VOLTAGE

GHOSTFEED 2.0

ID 15

GHOSTFEED 2.0 is the new **single-cable system** that, with a minimal installation impact, is able to create continuous **lines of light extending up to fifteen meters**. The special tensioners require only two anchoring points, thus finding space even in those architectural solutions where the presence of the light source must be particularly discreet. **The low voltage system of GHOSTFEED 2.0** allows the installation of **LED strips for direct and indirect light**; further versatility is conferred by accessories such as **diffusing optics, blind modules** and adjustable **micro-spots for accent lighting**.

☑ Features

- Direct/indirect emission
- UGR<22
- IP 40

💡 Led

- 2700K/3000K/4000K
- CRI>90
- Eye safety: RG0/RG1
- Mac Adams 3
- L80/B10 >50.000h

⊙ Specifications

- Remote driver
- Diffuser in satin methacrylate for direct/indirect emission

☐ Body

- Steel sheet with epoxy powders coating

🎨 Colors

- White wrinkled matte RAL 9003 - code W
- Black RAL 9005 matte - code BK


☆ Certifications


- CE Conformity
- BIS Conformity
- RETILAP Conformity
- Energy efficiency E
- 5 years warranty

📦 On request

- DALI - code D*
- Bluetooth - code BT*

** Where available*

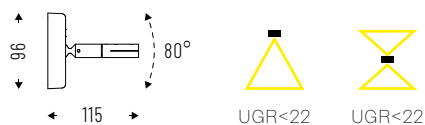




LOW VOLTAGE

GHOSTFEED___2.0

Kit of two die-cast aluminum wall tensioners and metal support strip.



Cod.	m
15GF5	5
15GF10	10
15GF15	15



GHOSTFEED___STRIP

Adhesive LED strip 48V CRI>90, 10W/m.
Length 5000mm, sectionable every 25mm.

Cod. 4000K	Led	lm/m	mm
15SL10K4	10W	940	5000

Cod. 3000K	Led	lm/m	mm
15SL10K3	10W	813	5000

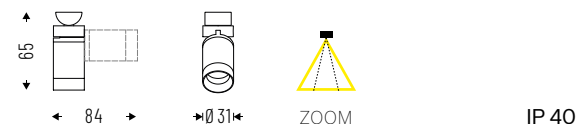
IP 20



Cod. 2700K	Led	lm/m	mm
15SL10K27	10W	760	5000

GHOSTFEED___SPOT ZOOM

Micro spot with adjustable beam from 10° to 40° including attack for Ghostfeed 2.0.



IP 40

Cod. 4000K	Led	lm
15ZM3K4GF	3W	262
15ZM7K4GF	7W	560

Cod. 3000K	Led	lm
15ZM3K3GF	3W	238
15ZM7K3GF	7W	510

Cod. 2700K	Led	lm
15ZM3K27GF	3W	221
15ZM7K27GF	7W	474



ACCESSORIES



PG satin diffuser, for direct/indirect light.

- 15PG1000** - L 1000mm
- 15PG2000** - L 2000mm
- 15PG3000** - L 3000mm



Blind module, available in White and Black.

- 15MC1000** - L 1000mm
- 15MC2000** - L 2000mm
- 15MC3000** - L 3000mm



Quick connector for strip-cable connection.

15AA09CR



Quick connector for strip-strip connection.

15AA11SS



Slim driver 48V - 100W/150W/250W for remote installation.

- 15LV10048IS**
- 15LV15048IS**
- 15LV25048IS**



Control unit DALI/0-10V/1-10V. Push for 48V.

DIM48VD



Driver cover.

- 15GF16100**
- 15GF16150**
- 15GF16250**



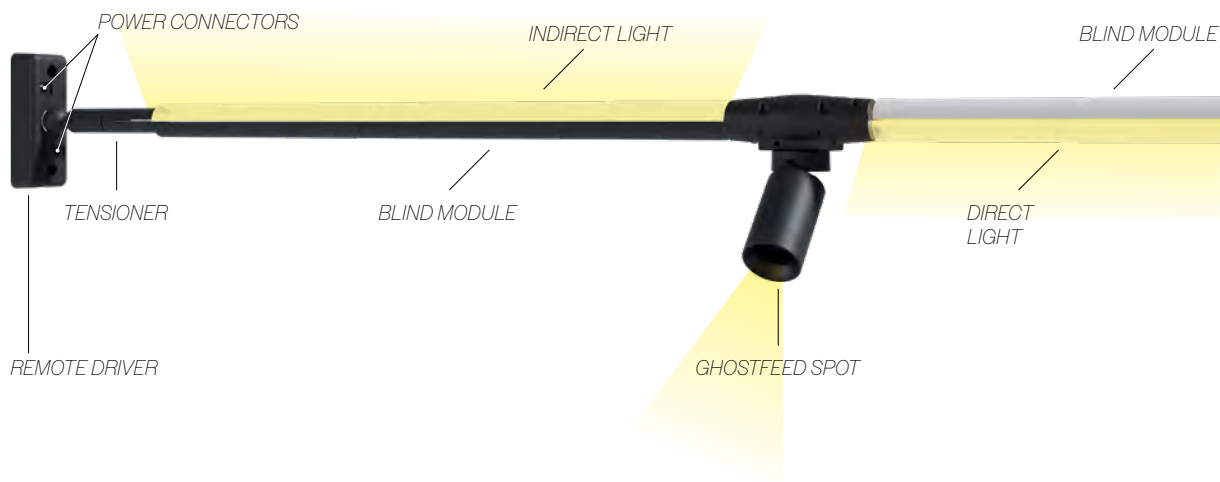
Driver+DALI control cover.

- 15GF16100D**
- 15GF16150D**
- 15GF16250D**

TECHNICAL NOTES

CONFIGURATION EXAMPLE

Maximum length of the metal band: 15m. Two-point wall anchoring. 40° of maximum inclination towards the wall mount.



NEXT DK LV

ID 50

NEXT DK LV is the new luminaire with a **contemporary design** that perfectly fits into those contexts where architectural design requires sober and minimal shapes. **Compatible with both surface-mounted and recessed low voltage tracks.**

☑ Features

- Direct emission
- UGR<16
- IP 40

💡 Led

- 3000K/4000K
- >107 lm/W
- CRI>90
- Eye safety: RGO/RGi
- Mac Adams 3
- L80/B10 >50.000h

🕒 Specifications

- Operation at 48V VDC
- High Contrast Diffuser UGR<16

☐ Body

- Aluminum with epoxy powder coating

🎨 Colors

- White RAL 9003 wrinkled - code W
- Black RAL 9005 wrinkled - code BK

☆ Certifications

- CE Conformity
- RETILAP Conformity
- Energy efficiency E
- 5 years warranty


⇄ Related products

- Next (p. 197)

📦 On request

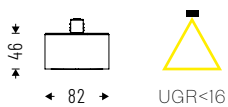
- DALI - code D*
- Bluetooth - code BT*
- 2700K - code K27

** Where available
For SWITCHDIM command
use DIMTDS (p. 381)*



NEXT DK LV

High Contrast Diffuser, UGR<16.
Installable on 48V low voltage tracks.



IP 40

Cod. 4000K	Led	lm	Lmm
50DK11K4LV	11W	875	82

Cod. 3000K	Led	lm	Lmm
50DK11K3LV	11W	830	82

The **BEN LV** luminaire expands with a **new low voltage technology component**. The PG optic with satin diffuser and silk-screened perimeter and the joint at the base make it possible to **rotate and adjust BEN LV to illuminate any environment in a widespread**, simple and effective way.

☑ Features

- Direct emission
- UGR<22
- IP 40

💡 Led

- 3000K/4000K
- >78 lm/W
- CRI>90
- Eye safety: RG0/RGI
- Mac Adams 3
- L80/B10 >50.000h

⊙ Specifications

- 48V DC operation
- SMD LED technology
- PG diffuser for homogeneous emission UGR<22

☐ Body

- Aluminum with epoxy powder coating

🎨 Colors

- White RAL 9003 wrinkled - code W
- Black RAL 9005 wrinkled - code BK

☆ Certifications

- CE Conformity
- Energy efficiency D
- 5 years warranty

⇄ Related products

- Ben suspended (p. 114)
- Ben recessed (p. 155)
- Ben IP54 (p. 327)

📄 On request

- DALI - code D*
- Bluetooth - code BT*

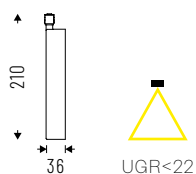
** Where available*

For SWITCHDIM command use DIMTDS (p. 381)



BEN LV

Impact resistant satin polycarbonate diffuser.



IP 40



Cod. 4000K	Led	lm	Lmm
10PGI2K4LV	12W	931	200x210

Cod. 3000K	Led	lm	Lmm
10PGI2K3LV	12W	879	200x210

TECHNICAL NOTES

BODY ROTATION



TERES LV

ID 14

TERES also takes up space in the world of low voltage. The result is a spot with extremely contained dimensions: with a **diameter of 31 and 50mm**, powered at 48V, it is ideal for accent **lighting in prestigious environments**.

☑ Features

- Direct emission
- UGR<19
- IP 40

💡 Led

- 3000K/4000K
- >80 lm/W
- CRI>90
- Eye safety: RGO/RGI
- Mac Adams 3
- L80/B10 >50.000h

⌚ Specifications

- Built-in driver
- 48V DC operation
- Lens with adjustable beam, from 10° to 60°
- Honeycomb optic

☐ Body

- Die-cast aluminum with epoxy powder coating

🎨 Colors

- White RAL 9003 wrinkled - code W
- Black RAL 9005 wrinkled - code BK

☆ Certifications

- CE Conformity
- RETILAP Conformity
- Energy efficiency E
- 5 years warranty


⇄ Related products

- Teres (p. 224)
- Teres Exte (p. 231)

📦 On request

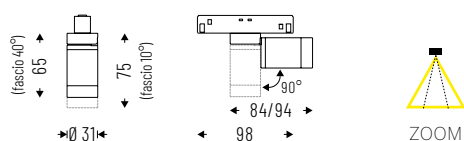
- DALI - code D
- Bluetooth - code BT*
- 2700K - code K27*

** Where available
For SWITCHDIM
use DIMTDS (p. 38!)*



TERES LV MICRO ZOOM 1x

Lens with adjustable beam from 10° to 40°.



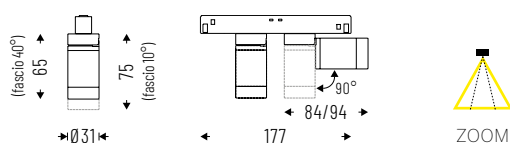
IP 40

Cod. 4000K	Led	lm	Ømm
14ZM3K4NLV	1x3W	262	31
14ZM7K4NLV	1x7W	560	31

Cod. 3000K	Led	lm	Ømm
14ZM3K3NLV	1x3W	238	31
14ZM7K3NLV	1x7W	510	31

TERES LV MICRO ZOOM 2x

Lens with adjustable beam from 10° to 40°.



IP 40

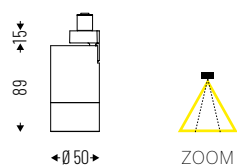
Cod. 4000K	Led	lm	Ømm
14ZM23K4NLV	2x3W	524	31
14ZM27K4NLV	2x7W	1120	31

Cod. 3000K	Led	lm	Ømm
14ZM23K3NLV	2x3W	476	31
14ZM27K3NLV	2x7W	1020	31

LOW VOLTAGE

TERES LV MINI ZOOM

Lens with adjustable beam from 10° to 60°.



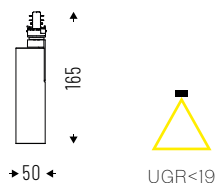
IP 40

Cod. 4000K	Led	lm	Ømm
14ZM8K4MNLV	8W	608	50
14ZM12K4MNLV	12W	915	50

Cod. 3000K	Led	lm	Ømm
14ZM8K3MNLV	8W	568	50
14ZM12K3MNLV	12W	855	50

TERES PRO LV PC

PC lens 15°-24°-36°-50°.



IP 40

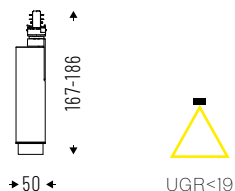


Cod. 4000K	Led	lm	Ømm
14PC15K415LV	15W 15°	1695	50
14PC15K424LV	15W 24°	1695	50
14PC15K436LV	15W 36°	1695	50
14PC15K450LV	15W 50°	1695	50
14PC21K415LV	21W 15°	2373	50
14PC21K424LV	21W 24°	2373	50
14PC21K436LV	21W 36°	2373	50
14PC21K450LV	21W 50°	2373	50

Cod. 3000K	Led	lm	Ømm
14PC15K315LV	15W 15°	1530	50
14PC15K324LV	15W 24°	1530	50
14PC15K336LV	15W 36°	1530	50
14PC15K350LV	15W 50°	1530	50
14PC21K315LV	21W 15°	2135	50
14PC21K324LV	21W 24°	2135	50
14PC21K336LV	21W 36°	2135	50
14PC21K350LV	21W 50°	2135	50

TERES PRO LV ZOOM

PC adjustable lens 10°-45°.



IP 40



Cod. 4000K	Led	lm	Ømm
14ZM15K4LV	15W 10°-45°	1653	50
14ZM21K4LV	21W 10°-45°	2295	50

Cod. 3000K	Led	lm	Ømm
14ZM15K3LV	15W 10°-45°	1487	50
14ZM21K3LV	21W 10°-45°	2065	50

ACCESSORIES



External ring for Teres Pro-Pc.

- 14RFA - Chromed
- 14RFG - Gold
- 14RFB - White
- 14RFBK - Black

TERES LV MINI ZOOM OPTICS



Frost glass.

14AAMGZMN



Micro-engraved glass.

14AASLZMN

LUDO SPOT

LUDO SPOT is the innovative spot powered at 48V **ideal for accent lighting or Wall Washer lighting**.

The **originality of the design** and the flexibility derived from the pivot points make it extremely versatile in any type of context. LUDO SPOT can only be used with low voltage tracks.

☑ Features

- Direct emission
- UGR<19
- IP 40

💡 Led

- 3000K/4000K
- >95 lm/W
- CRI>90
- Eye safety: RGO/RGi
- Mac Adams 3
- L80/B10 >50.000h

🕒 Specifications

- Built-in driver
- 48V DC operation
- SMD LED technology
- LN PMMA lens 45° emission
- AS PMMA lens Wall Washer emission

☐ Body

- Die-cast aluminum with epoxy powder coating

🎨 Colors

- White RAL 9003 wrinkled - code W
- Black RAL 9005 wrinkled - code BK

☆ Certifications

- CE Conformity
- RETILAP Conformity
- Energy efficiency E
- 5 years warranty

⇄ Related products


- LV Track (p. 216)

📦 On request

- DALI - code D
- Bluetooth - code BT*

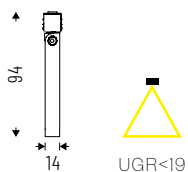
** Where available*

For SWITCHDIM command use DIMTDS (p. 38!)



LUDO SPOT ___LN

PMMA lens 45° emission.



IP 40

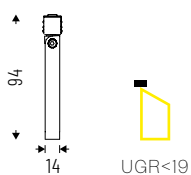


Cod. 4000K	Led	lm	Lmm
20LN10K445	10W	950	129

Cod. 3000K	Led	lm	Lmm
20LN10K345	10W	855	129

LUDO SPOT ___AS

PMMA lens for Wall Washer emission.



IP 40



Cod. 4000K	Led	lm	Lmm
20AS10K4	10W	977	129

Cod. 3000K	Led	lm	Lmm
20AS10K3	10W	897	129

LUDO LINEAR 2.0

ID 20

arlico

LUDO LINEAR 2.0 is the linear luminaire for low voltage tracks, **dimmable and equipped with PG optics for homogeneous emission (UGR<22) or CLD collimated optics with controlled emission (UGR<16)**. Thanks to the quick fixing, LUDO LINEAR 2.0 is extremely versatile and becomes ideal for the retail world or contemporary living areas.

☑ Features

- Direct emission
- UGR<16; <22
- IP 40

💡 Led

- 3000K/4000K
- >120 lm/W
- CRI>90
- Eye safety: RG0/RGI
- Mac Adams 3
- L80/B10 >50.000h

🕒 Specifications

- 48V DC operation
- SMD LED technology
- PG diffuser in satin methacrylate for homogeneous emission (UGR<22)
- Diffuser with CLD collimated optics (UGR<16)

☐ Body

- Anodized aluminum

🎨 Colors

- White RAL 9003 - code B
- Black RAL 9011 - code C8

☆ Certifications

- CE Conformity
- RETILAP Conformity
- Energy efficiency D
- 5 years warranty

⇄ Related products

- LV Track (p. 216)

📦 On request

- DALI - code D*
- Bluetooth - code BT*

** Where available*

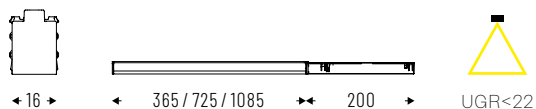
*For SWITCHDIM command
use DIMTDS (p. 38!)*



Refer to our website for the complete product range » www.arlico.co.uk » +44 (0) 23 8202 2100

LUDO LINEAR 2.0 PG

PG diffuser in satin-finished methacrylate for homogeneous emission, UGR<22.



IP 40

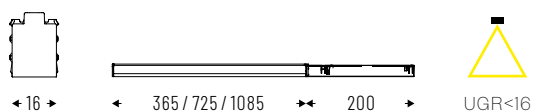


Cod. 4000K	Led	lm	Lmm
20PG6K4	6W	708	365
20PG12K4	12W	1416	725
20PG18K4	18W	2124	1085

Cod. 3000K	Led	lm	Lmm
20PG6K3	6W	649	365
20PG12K3	12W	1298	725
20PG18K3	18W	1947	1085

LUDO LINEAR 2.0 CLD

Direct emission with CLD technology, with collimated diffuser, UGR<16.



IP 40



Cod. 4000K	Led	lm	Lmm
20CLD6K4	6W	616	365
20CLD12K4	12W	1232	725
20CLD18K4	18W	1848	1085

Cod. 3000K	Led	lm	Lmm
20CLD6K3	6W	565	365
20CLD12K3	12W	1129	725
20CLD18K3	18W	1694	1085

LUDO LINEAR DK

ID 20

arlico

LUDO LINEAR DK is a linear lighting element with **High Contrast microcell optics** and high glare control. Operating at 48V for low voltage tracks, it is a winning solution that stands out for its **minimalism and essentiality in forms, functionality and technical performance**.

☑ Features

- Direct emission
- UGR<16
- IP 40

💡 Led

- 3000K/4000K
- >96 lm/W
- CRI>90
- Eye safety: RGO/RGI
- Mac Adams 3
- L80/B10 >50.000h
- DALI standard*

⌚ Specifications

- 48V DC operation
- DALI standard
- High Contrast UGR<16
- PC microlenses diffuser

☐ Body

- Polycarbonate

🎨 Colors

- White RAL 9003 - code B
- Black RAL 9005 - code C8

☆ Certifications

- CE Conformity
- RETILAP Conformity
- Energy efficiency F
- 5 years warranty


⇄ Related products

- LV Track (p. 216)

📄 On request

- 2700K - code K27*

** Where available
For SWITCHDIM command
use DIMTDS (p. 381)*



LOW VOLTAGE

LUDO LINEAR DK



High Contrast diffuser UGR<16 with PC lens.
Beam angle: 60°.



IP 40

Cod. 4000K	Led	lm	Lmm
20DK10K460D	10W 60°	815	380

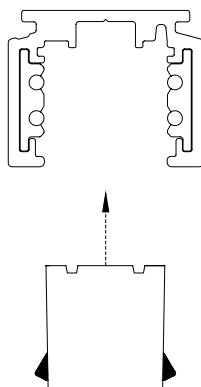
Cod. 3000K	Led	lm	Lmm
20DK10K360D	10W 60°	750	380

TECHNICAL NOTES

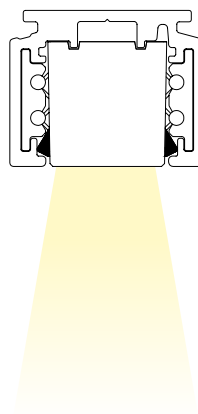
FIXING SYSTEM AND POWER SUPPLY



Low voltage track



Quick application
on track



JOOLS LV

arico
ID 11

JOOLS LV is the **elegant suspension lamp in aluminum** for application on LV track. Compact but powerful, with **double emission**, it is suitable for professional, retail and residential contexts, thanks to the **strong decorative component**.

☑ Features

- Direct/indirect emission
- UGR<19
- IP 40

💡 Led

- 3000K/4000K
- >99 lm/W
- CRI>90
- Eye safety: RG0/RGI
- Mac Adams 3
- L80/B10 >50.000h

🕒 Specifications

- CoB LED technology
- Indirect emission in diffusing satin PC
- Direct emission with PC lens.
- Cut-off>30°

📦 Body

- Aluminum with epoxy powder coating

🎨 Colors

- White RAL 9003 - code W
- Black RAL 9005 - code BK
- Anodized champagne - code C67

★ Certifications

- CE Conformity
- RETILAP Conformity
- Energy efficiency E
- 5 years warranty

⇄ Related products

- Lv Track (p. 216)

📦 On request

- DALI - code D*
- Bluetooth - code BT*
- 2700K - code K27*
- 5000K - code K5*

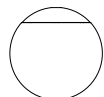
** Where available
For SWITCHDIM use
DIMTDS (p. 381)*



LOW VOLTAGE

JOOLS LV

Diffused satin PC for indirect emission. Direct emission with PC lens. Cut-off >30°. Beam angles: 14°-35°-55°.



•∅ 150 / 200 / 250•



UGR < 19

IP 40

With power supply box and cable length 2000mm.

Cod. 4000K	Led	lm	Ømm
11DI19K414LV	19W 14°:12W+7W	1881	150
11DI19K435LV	19W 35°:12W+7W	1881	150
11DI19K455LV	19W 55°:12W+7W	1881	150
11DI22K414LV	22W 14°:14W+8W	2106	200
11DI22K435LV	22W 35°:14W+9W	2106	200
11DI22K455LV	22W 55°:14W+9W	2106	200
11DI27K414LV	27W 14°:17W+10W	2498	250
11DI27K435LV	27W 35°:17W+10W	2498	250
11DI27K455LV	27W 55°:17W+10W	2498	250

Cod. 3000K	Led	lm	Ømm
11DI19K314LV	19W 14°:12W+7W	1768	150
11DI19K335LV	19W 35°:12W+7W	1768	150
11DI19K355LV	19W 55°:12W+7W	1768	150
11DI22K314LV	22W 14°:14W+8W	1980	200
11DI22K335LV	22W 35°:14W+9W	1980	200
11DI22K355LV	22W 55°:14W+9W	1980	200
11DI27K314LV	27W 14°:17W+10W	2349	250
11DI27K335LV	27W 35°:17W+10W	2349	250
11DI27K355LV	27W 55°:17W+10W	2349	250

TECHNICAL NOTES

EXAMPLE OF INSTALLATION ON RECESSED LV TRACK



STYLO LV

STYLO LV is a **miniaturized suspended element with a minimal but elegant design** that can be installed on low voltage 48V tracks. Excellent glare control through a cut-off angle of over thirty degrees.

☑ Features

- Direct emission
- UGR<19
- IP 40

💡 Led

- 3000K/4000K
- >72 lm/W
- CRI>90
- Eye safety: RGO/RGI
- Mac Adams 3
- L80/B10 >50.000h

🕒 Specifications

- 25°-40° polycarbonate lens
- Honeycomb optic
- Diffusing decorative screen

📦 Body

- Die-cast aluminum with epoxy powder coating

🎨 Colors

- White RAL 9003 - code W
- Black RAL 9005 - code BK

☆ Certifications

- CE Conformity
- RETILAP Conformity
- Energy efficiency E
- 5 years warranty

↔ Related products

- LV Track (p. 216)

📦 On request

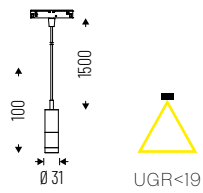
- DALI - code D*
- Bluetooth - code BT*
- 2700K - code K27*
- 5000K - code K5*

** Where available
For SWITCHDIM
use DIMTDS (p. 38!)*



STYLO LV ZOOM

Lens with adjustable beam from 10°-40°.



IP 40



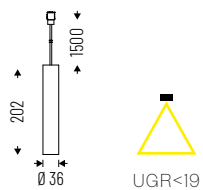
Power box included and 1500mm cable.

Cod. 4000K	Led	lm	Ømm
88ZM3K4LV	3W	262	31
88ZM5K4LV	5W	560	31

Cod. 3000K	Led	lm	Ømm
88ZM3K3LV	3W	238	31
88ZM5K3LV	5W	510	31

STYLO LV

Polycarbonate lens, 25°-40° beam angle.



IP 40



Power box included and 1500mm cable.

Cod. 4000K	Led	lm	Ømm
88PC5K425LV	5W 25°	360	36
88PC5K440LV	5W 40°	360	36
88PC8K425LV	8W 25°	574	36
88PC8K440LV	8W 40°	574	36

Cod. 3000K	Led	lm	Ømm
88PC5K325LV	5W 25°	318	36
88PC5K340LV	5W 40°	318	36
88PC8K325LV	8W 25°	508	36
88PC8K340LV	8W 40°	508	36

ACCESSORIES



Honeycomb optics for Stylo LV.

88AAND







Decorative frontal ring for Stylo LV.

88AASD

WALL/FLOOR

arlico

TOIK	266	ID 56	
MONOD	268	ID 53	
UPLIK	275	ID 76	
ARKEON WALL	282	ID 46	

WALL
FLOOR

TOIK is the wall luminaire with soft and minimal lines. The perfect solution to illuminate passageways and common spaces, enriching them with the decorative and elegant design of the aluminum body. Available in **different lengths and colors**, in the indirect light version and in the direct/indirect bi-emission version, it provides the **possibility of integrating daylight sensor, emergency light module** and **connections for home automation systems**. TOIK is characterized by its great technological content in an essential and compact body, for a high quality of light and versatility of use.

☑ Features

- Direct/indirect emission
- Indirect emission
- UGR<22
- IP 40

💡 Led

- 3000K/4000K
- >100lm/W
- CRI>90
- Eye safety: RG0/RG1
- Mac Adams 3
- L80/B20 >80.000h

🕒 Specifications

- Built-in driver
- Antistatic satin methacrylate diffuser for homogeneous emission with UGR<22

☐ Body

- Aluminum with epoxy powder coating

🎨 Colors

- White RAL 9003 wrinkled - code W
- Black RAL 9005 wrinkled - code BK

★ Certifications

- CE Conformity
- RETILAP Conformity
- Energy efficiency D
- 5 years warranty

⊕ On request

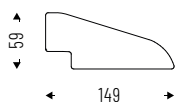
- DALI - code D
- Bluetooth - code BT*
- Built-in PIR/Daylight sensor - code S*
- Emergency 1 hr - code EM
- Emergency 3 hrs - code EM3H*
- 2700K - code K27*

* Where available



TOIK

Antistatic satin methacrylate diffuser
UGR<22 with indirect emission.



UGR<22

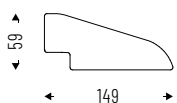
IP 40

Cod. 4000K	Led	lm	mm
56IN22K4	22W	2389	401
56IN44K4	44W	4770	706
56IN66K4	66W	7150	1011

Cod. 3000K	Led	lm	mm
56IN22K3	22W	2250	401
56IN44K3	44W	4500	706
56IN66K3	66W	6740	1011

TOIK DOUBLE EMISSION

Antistatic satin methacrylate diffuser
UGR<22 with direct/indirect emission.



UGR<22

IP 40

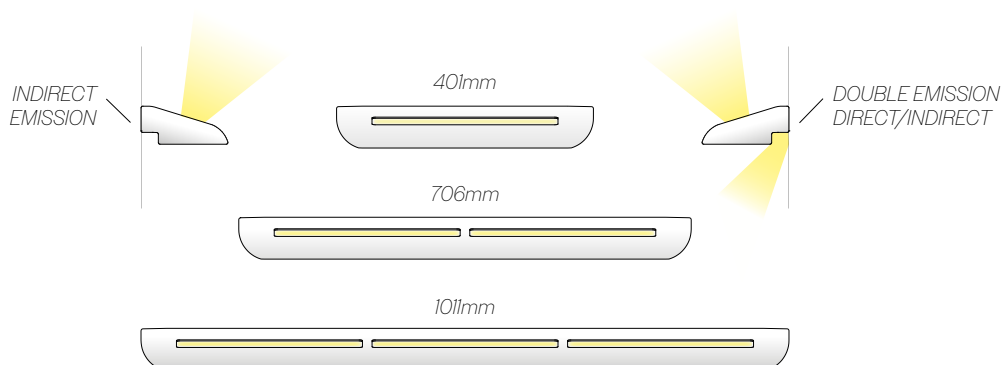
Cod. 4000K	Led	lm	mm
56DI28K4	28W	2771	401
56DI56K4	56W	5540	706
56DI84K4	84W	8305	1011

Cod. 3000K	Led	lm	mm
56DI28K3	28W	2650	401
56DI56K3	56W	5300	706
56DI84K3	84W	7940	1011

WALL
FLOOR

TECHNICAL NOTES

AVAILABLE CONFIGURATIONS



MONOD is the new, **exclusive product** created in collaboration with Cornelissen studio for a **concept of transversal and fluid office, in which each work station can be modified and adapted** to situations in continuous progress: MONOD, in fact, in the **table or floor version**, allows to manage at will the light sources, both direct and indirect, choosing between different fixtures to be applied at will to the **horizontal low voltage track**. The indirect emission is guaranteed by the top spot embedded in the stem in which there are also the **touch button for switching the light and a USB port**.

☑ Features

- Direct emission
- Direct/indirect emission
- UGR<19; <22
- IP 40

💡 Led

- 3000K/4000K
- >94 lm/W
- CRI>90
- Eye safety: RG0/RG1
- Mac Adams 3
- L80/B10 >50.000h

🕒 Specifications

- Built-in driver
- Indirect emission with aluminum reflector. Beam angle 50°
- Emission direct/indirect to be ordered separately among the compatible light sources

📦 Body

- Aluminum with epoxy powder coating

🎨 Colors

- White RAL 9003 wrinkled - code W
- Black RAL 9005 wrinkled - code BK

☆ Certifications

- CE Conformity
- RETILAP Conformity
- Energy efficiency E
- 5 years warranty

📦 On request

- DALI - code D*
- 2700K - code K27*

* Where available



MONOD

Desk mounting element with single arm.
Indirect emission integrated in the stem. Beam angle: 50°.



Cod. 4000K	Led	lm	Lmm
53AA9K450	9W 50°	972	2000



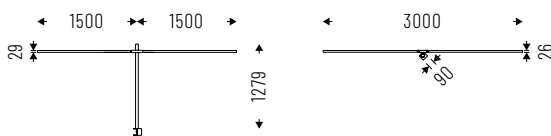
IP 40

Direct emission light sources not included
see pages 272-274.

Cod. 3000K	Led	lm	Lmm
53AA9K350	9W 50°	923	2000

MONOD TWIN

Desk mounting element with double arm.
Indirect emission integrated in the stem. Beam angle: 50°.



Cod. 4000K	Led	lm	Lmm
53AA9K450T	9W 50°	972	3000



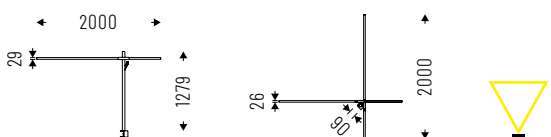
IP 40

Direct emission light sources not included
see pages 272-274.

Cod. 3000K	Led	lm	Lmm
53AA9K350T	9W 50°	923	3000

MONOD 90

Desk mounting element with two single arms at 90°.
Indirect emission integrated in the stem. Beam angle: 50°.



Cod. 4000K	Led	lm	Lmm
53AA9K450A90	9W 50°	972	2000



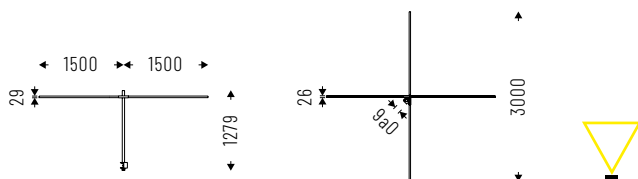
IP 40

Direct emission light sources not included
see pages 272-274.

Cod. 3000K	Led	lm	Lmm
53AA9K350A90	9W 50°	923	2000

MONOD_CROSS

Desk mounting element with two double arms at 90°.
Indirect emission integrated in the stem. Beam angle: 50°.



Cod. 4000K	Led	Im	Lmm
53AA9K450C	9W 50°	972	3000



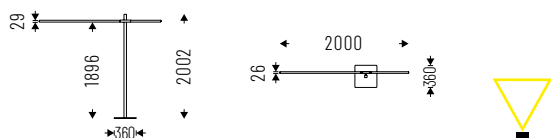
IP 40

*Direct emission light sources not included
see pages 272-274.*

Cod. 3000K	Led	Im	Lmm
53AA9K350C	9W 50°	923	3000

MONOD_FLOOR

Floor support element with single arm.
Indirect emission integrated in the stem. Beam angle: 50°.



Cod. 4000K	Led	Im	Lmm
53AA9K450F	9W 50°	972	2000



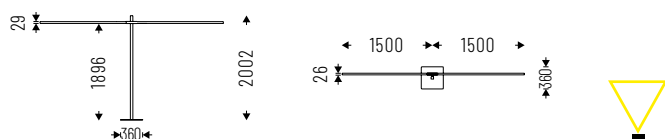
IP 40

*Direct emission light sources not included
see pages 272-274.*

Cod. 3000K	Led	Im	Lmm
53AA9K350F	9W 50°	923	2000

MONOD_TWIN FLOOR

Floor support element with double arm.
Indirect emission integrated in the stem. Beam angle: 50°.



Cod. 4000K	Led	Im	Lmm
53AA9K450TF	9W 50°	972	3000



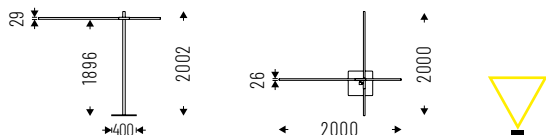
IP 40

*Direct emission light sources not included
see pages 272-274.*

Cod. 3000K	Led	Im	Lmm
53AA9K350TF	9W 50°	923	3000

MONOD 90 FLOOR

Floor support element with two single arms at 90°. Indirect emission integrated in the stem. Beam angle: 50°.



Cod. 4000K	Led	lm	Lmm
53AA9K450A90F	9W 50°	972	2000



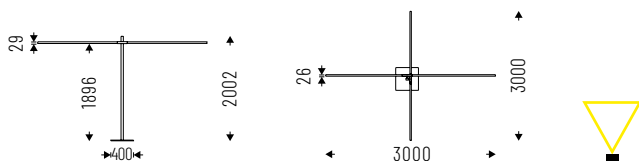
IP 40

Direct emission light sources not included
see pages 272-274.

Cod. 3000K	Led	lm	Lmm
53AA9K350A90F	9W 50°	923	2000

MONOD CROSS FLOOR

Floor support element with two double arms at 90°. Indirect emission integrated in the stem. Beam angle: 50°.



Cod. 4000K	Led	lm	Lmm
53AA9K450CF	9W 50°	972	3000



IP 40

Direct emission light sources not included
see pages 272-274.

Cod. 3000K	Led	lm	Lmm
53AA9K350CF	9W 50°	923	3000

LIGHT SOURCES

LUDO LINEAR 2.0 PG

PG diffuser in extruded opal PMMA, for homogeneous emission, UGR<22.



Cod. 4000K	Led	lm	Lmm
20PG6K4	6W	708	365
20PG12K4	12W	1416	725
20PG18K4	18W	2124	1085

Cod. 3000K	Led	lm	Lmm
20PG6K3	6W	649	365
20PG12K3	12W	725	725
20PG18K3	18W	1085	1085

LUDO LINEAR 2.0 CLD

Diffuser with CLD technology (collimated optics UGR<16) for environments with VDT.



Cod. 4000K	Led	lm	Lmm
20CLD6K4	6W	616	365
20CLD12K4	12W	1232	725
20CLD18K4	18W	1848	1085

Cod. 3000K	Led	lm	Lmm
20CLD6K3	6W	565	365
20CLD12K3	12W	1129	725
20CLD18K3	18W	1694	1085

LUDO LINEAR DK

High Contrast diffuser with PC microlenses, UGR<16. Beam angles 60°.



Cod. 4000K	Led	lm	Lmm
20DK10K460D	10W 60°	815	380

Cod. 3000K	Led	lm	Lmm
20DK10K360D	10W 60°	750	380

BEN LV

Impact resistant polycarbonate diffusers.



Cod. 4000K	Led	lm	mm
10PG12K4LV	12W	931	200x210

Cod. 3000K	Led	lm	mm
10PG12K3LV	12W	879	200x210

TERES MICRO ZOOM

Lens with adjustable beam: from 10° to 40°.



Cod. 4000K	Led	lm	mm
14ZM3K4NLV	1x3W	262	98x75
14ZM7K4NLV	1x7W	560	98x75

Cod. 3000K	Led	lm	mm
14ZM3K3NLV	1x3W	238	98x75
14ZM7K3NLV	1x7W	510	98x75

TERES MICRO ZOOM 2x

Lens with adjustable beam: from 10° to 40°.



Cod. 4000K	Led	lm	mm
14ZM23K4NLV	2x3W	524	177x75
14ZM27K4NLV	2x7W	1120	177x75

Cod. 3000K	Led	lm	mm
14ZM23K3NLV	2x3W	476	177x75
14ZM27K3NLV	2x7W	1020	177x75

NEXT DK LV

High Contrast UGR<16 diffuser.



Cod. 4000K	Led	lm	mm
50DK11K4LV	11W	875	82x82

Cod. 3000K	Led	lm	mm
50DK11K3LV	11W	830	82x82

LUDO SPOT LN

PMMA lens, 45° emission.



Cod. 4000K	Led	lm	mm
20LN10K445	10W	950	129x94

Cod. 3000K	Led	lm	mm
20LN10K345	10W	129x94	129x94

MONOD INDIRECT STRIP

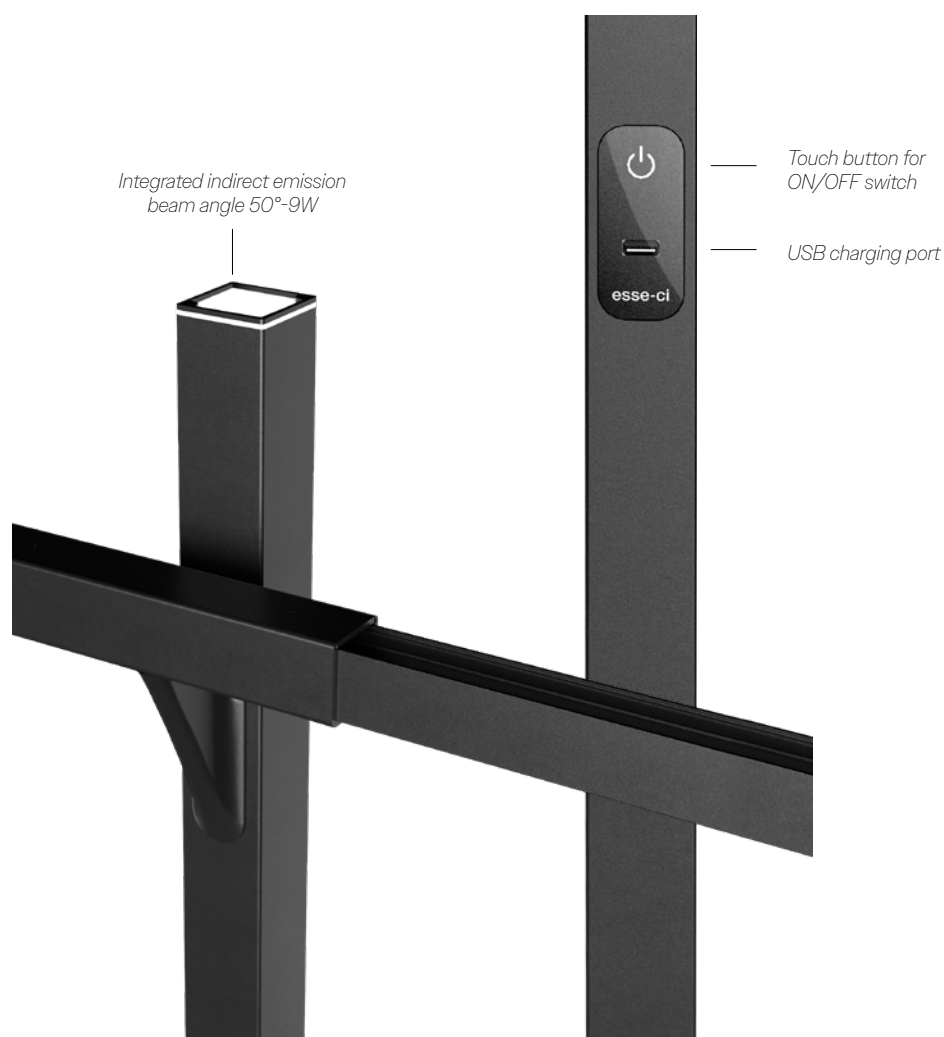
LED strip for indirect emission complete with connector and antistatic satin methacrylate diffuser screen, UGR<22.



Cod. 4000K	Led	lm	Lmm
53SL470K4	4W	336	470
53SL1200K4	10W	858	1200
53SL1410K4	12W	1008	1410

Cod. 3000K	Led	lm	Lmm
53SL470K3	4W	299	470
53SL1200K3	10W	763	1200
53SL1410K3	12W	897	1410

TECHNICAL NOTES



UPLIK is a wall mounting fixture that, with its **simple and clean lines** fits perfectly in any environment. The **different emissions, power, sizes** and bright packages offer a very **wide range of solutions** to meet any lighting requirement. UPLIK is also available in the floor version for lighting in working environments thanks to DPL technology diffuser with UGR<19.

☑ Features

- Direct emission
- Direct/indirect emission
- UGR<19; <22
- IP 40

💡 Led

- 3000K/4000K
- >85 lm/W
- CRI>90
- Eye safety: RG0/RGI
- Mac Adams 3
- L80/B20 >80.000h

🕒 Specifications

- Built-in driver
- PG diffuser for homogeneous emission UGR<22
- Diffuser with Indirect Light Control (ILC) technology, to favor indirect lighting
- DPL technology diffuser, with controlled UGR<19 for floor version
- Double emission: direct/indirect

☐ Body

- Aluminum with epoxy powder coating

🎨 Colors

- White RAL 9003 - code B

☆ Certifications

- CE Conformity
- RETILAP Conformity
- For version LP - HP energy efficiency C
- For version XP energy efficiency D
- 5 years warranty

📦 On request

- DALI - code D*
- Emergency 1hr - code EM
- Emergency 3 hrs - code EM3H*
- 2700K - code K27*
- 5000K - code K5*

* Where available



WALL
FLOOR



UPLIK WALL MINI

Methacrylate satin antistatic diffuser screen, UGR<22.
Indirect Light Control (ILC) technology for partially indirect emission.



Cod. 4000K	Led	lm	Lmm
76DRI2K4	12W	1008	175

Cod. 3000K	Led	lm	Lmm
76DRI2K3	12W	984	175

UPLIK WALL MINI DOUBLE EMISSION

Lower methacrylate satin antistatic diffuser screen, UGR<22.
Indirect Light Control (ILC) technology and upper PG protective diffuser for dual emission: direct/indirect.



Cod. 4000K	Led	lm	Lmm
76DII2K4	12W	1044	175

Cod. 3000K	Led	lm	Lmm
76DII2K3	12W	1008	175

UPLIK WALL SMALL

Methacrylate satin antistatic diffuser screen, UGR<22.
Indirect Light Control (ILC) technology for partially indirect emission.



Cod. 4000K	Led	lm	Lmm
76DR24K4HPS	24W	2016	315
76DR48K4XPS	48W	4080	315

Cod. 3000K	Led	lm	Lmm
76DR24K3HPS	24W	1968	315
76DR48K3XPS	48W	3984	315

UPLIK WALL SMALL DOUBLE EMISSION

Lower methacrylate satin antistatic diffuser screen, UGR<22.

Indirect Light Control (ILC) technology and upper PG protective diffuser for dual emission: direct/indirect.



UGR<22

IP 40

Cod. 4000K	Led	lm	Lmm
76DI48K4XPS	48W	4224	315

Cod. 3000K	Led	lm	Lmm
76DI48K3XPS	48W	4080	315

UPLIK WALL MEDIUM

Methacrylate satin antistatic diffuser screen, UGR<22.

Indirect Light Control (ILC) technology for partially indirect emission.



UGR<22

IP 40

Cod. 4000K	Led	lm	Lmm
76DR24K4M	24W	1968	590
76DR48K4HPM	48W	4032	590
76DR62K4XPM	62W	5270	590
76DR96K4XPM	96W	8160	590

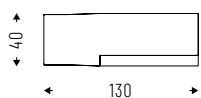
Cod. 3000K	Led	lm	Lmm
76DR24K3M	24W	1920	590
76DR48K3HPM	48W	3936	590
76DR62K3XPM	62W	5146	590
76DR96K3XPM	96W	7968	590

WALL
FLOOR

UPLIK WALL MEDIUM DOUBLE EMISSION

Lower methacrylate satin antistatic diffuser screen, UGR<22.

Indirect Light Control (ILC) technology and upper PG protective diffuser for dual emission: direct/indirect.



UGR<22

IP 40

Cod. 4000K	Led	lm	Lmm
76DI62K4XPM	62W	5332	590
76DI96K4XPM	96W	8256	590

Cod. 3000K	Led	lm	Lmm
76DI62K3XPM	62W	5146	590
76DI96K3XPM	96W	7968	590

UPLIK WALL LONG

Methacrylate satin antistatic diffuser screen, UGR<22.
Indirect Light Control (ILC) technology for partially indirect emission.



Cod. 4000K	Led	lm	Lmm
76DR36K4L	36W	2952	870
76DR72K4HPL	72W	6048	870

Cod. 3000K	Led	lm	Lmm
76DR36K3L	36W	2880	870
76DR72K3HPL	72W	5904	870

UPLIK WALL LONG DOUBLE EMISSION

Lower methacrylate satin antistatic diffuser screen, UGR<22.
Indirect Light Control (ILC) technology and upper PG protective diffuser for dual emission: direct/indirect.

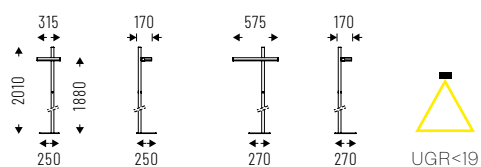


Cod. 4000K	Led	lm	Lmm
76DI93K4XPL	93W	7568	870
76DI144K4XPL	144W	12104	870

Cod. 3000K	Led	lm	Lmm
76DI93K3XPL	93W	7119	870
76DI144K3XPL	144W	11052	870

UPLIK FLOOR

Diffuser with Diamond Prism Technology UGR<19 for environments with display screen equipment. Indirect Light Control (ILC) technology for partially indirect emission.

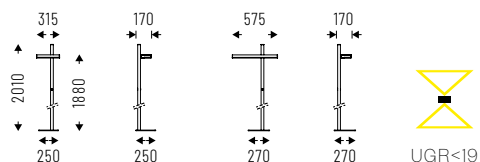


Cod. 4000K	Led	lm	Lmm
76DPL48K4D	48W	3880	315
76DPL96K4D	96W	7776	575

Cod. 3000K	Led	lm	Lmm
76DPL48K3D	48W	3840	315
76DPL96K3D	96W	7680	575

UPLIK FLOOR DOUBLE EMISSION

Lower diffuser with Diamond Prism Technology UGR<19 for environments with display screen equipment. Indirect Light Control (ILC) technology for partially indirect emission. Upper PG protective diffuser for dual emission: direct/indirect.



IP 40

Cod. 4000K	Led	lm	Lmm
76DI48DPLK4D	48W	3984	315
76DI96DPLK4D	96W	7968	575

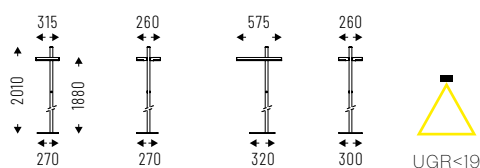
Cod. 3000K	Led	lm	Lmm
76DI48DPLK3D	48W	3936	315
76DI96DPLK3D	96W	7872	575

UPLIK FLOOR TWIN

Diffuser with Diamond Prism Technology UGR<19 for environments with display screen equipment. Indirect Light Control (ILC) technology for partially indirect emission.



WALL
FLOOR



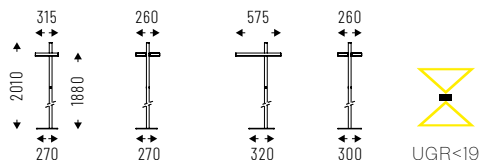
IP 40

Cod. 4000K	Led	lm	Lmm
76DPL96K4TD	96W	7776	315
76DPL192K4TD	192W	15552	575

Cod. 3000K	Led	lm	Lmm
76DPL96K3TD	96W	7680	315
76DPL192K3TD	192W	15360	575

UPLIK FLOOR TWIN DOUBLE EMISSION

Lower diffuser with Diamond Prism Technology UGR<19 for environments with display screen equipment. Indirect Light Control (ILC) technology for partially indirect emission. Upper PG protective diffuser for dual emission: direct/indirect.



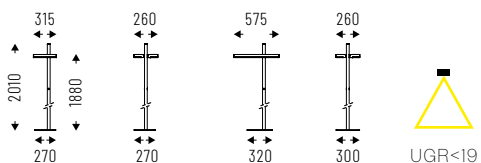
IP 40

Cod. 4000K	Led	Im	Lmm
76DI96DPLK4TD	96W	7968	315
76DI192DPLK4TD	192W	15936	575

Cod. 3000K	Led	Im	Lmm
76DI96DPLK3TD	96W	7872	315
76DI192DPLK3TD	192W	15774	575

UPLIK FLOOR TWIN INTELLIGENT

Diffuser with Diamond Prism Technology UGR<19 for environments with display screen equipment. Indirect Light Control (ILC) technology for partially indirect emission.



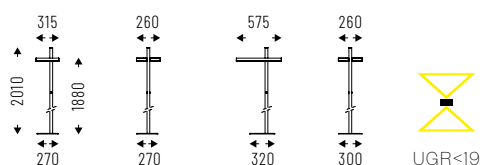
IP 40

Cod. 4000K	Led	Im	Lmm
76DPL96K4TI	96W	7776	315
76DPL192K4TI	192W	15552	575

Cod. 3000K	Led	Im	Lmm
76DPL96K3TI	96W	7680	315
76DPL192K3TI	192W	15360	575

UPLIK FLOOR TWIN INTELLIGENT DOUBLE EMISSION

Lower diffuser with Diamond Prism Technology UGR<19 for environments with display screen equipment. Indirect Light Control (ILC) technology for partially indirect emission. Upper PG protective diffuser for dual emission: direct/indirect.



IP 40

Cod. 4000K	Led	lm	Lmm
76DI96DPLK4TI	96W	7968	315
76DII92DPLK4TI	192W	15936	575

Cod. 3000K	Led	lm	Lmm
76DI96DPLK3TI	96W	7872	315
76DII92DPLK3TI	192W	15744	575

ARKEON WALL

ID 46

ARKEON WALL is designed to perfectly compliment the main ARKEON collection, to ensure specifiers a complete product portfolio to complete any design project. It features the same **minimal dimensions and aesthetic cleanliness**, but it is created specifically as a versatile wall fixture. The **numerous sizes** and range flexibility make it **perfect to illuminate** circulation spaces such as **corridors, stairwells and landings**, for any project type including commercial, hospitality, education and health care.

☑ Features

- Direct emission
- Direct/indirect emission
- UGR<22
- IP 40

💡 Led

- 3000K/4000K
- >116 lm/W
- CRI>90
- Eye safety: RG0/RG1
- Mac Adams 3
- L80/B20 >80.000h

🕒 Specifications

- Built-in driver
- Satin diffuser UGR<22 for direct emission
- Asymmetrical polycarbonate lens for indirect emission

☐ Body

- Aluminum with epoxy powder coating

🎨 Colors

- White RAL 9003 - code B
- Black RAL 9005 - code C8

☆ Certifications

- CE Conformity
- Energy efficiency C
- 5 years warranty

⇄ Related products

- Arkeon Med (p. 314)

📦 On request

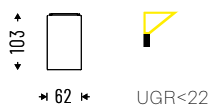
- DALI - code D*
- Emergency 1 hr - code EM
- Emergency 3 hrs - code EM3H*
- 2700K - code K27*
- 6500K - code K65*

* Where available



ARKEON WALL

Direct emission with frosted diffuser, UGR<22.



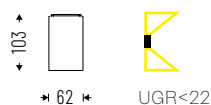
IP 40

Cod. 4000K	Led	lm	Lmm
46DR10K4	10W	1090	288
46DR20K4	20W	2180	568
46DR30K4	30W	3270	848
46DR70K4	70W	7630	1978

Cod. 3000K	Led	lm	Lmm
46DR10K3	10W	1014	288
46DR20K3	20W	2027	568
46DR30K3	30W	3041	848
46DR70K3	70W	7096	1978

ARKEON WALL DOUBLE EMISSION

Direct emission with frosted diffuser, UGR<22.
Indirect emission with asymmetric lens.

WALL
FLOOR








IP 40

Cod. 4000K	Led	lm	Lmm
46DI20K4	20W:10W+10W	2289	288
46DI40K4	40W:20W+20W	4578	568
46DI60K4	60W:30W+30W	6867	848
46DI140K4	140W:70W+70W	16023	1978

Cod. 3000K	Led	lm	Lmm
46DI20K3	20W:10W+10W	2121	288
46DI40K3	40W:20W+20W	4257	568
46DI60K3	60W:30W+30W	6386	848
46DI140K3	140W:70W+70W	14901	1978

INDUSTRIAL IP_

arlico

ERGO	286	ID 02	
ERGO ESSENTIAL	289	ID 02	
LINEA IP54	292	ID 12	
PCM EVO	295	ID 03	
STILLA	297	ID 05	
GROOVE IP54	301	ID 43	
GROOVE DISPLAY IP54	304	ID 43	

ERGO is the LED luminaire for **indoor use in the industrial, commercial or sport fields**, with single-lens polycarbonate optics for a precise direction of the luminous flux and a wide range of accessories for **ceiling, suspension, wall or recessed application**. ERGO is designed with the objectives of **energy saving, zero maintenance and pollution reduction**, thanks to the controlled CO₂ emissions. Equipped with **built-in driver** and power supply cable, it is already set up with twin circuit wiring as standard.

☑ Features

- Direct emission
- UGR<22
- IP 65 indoor
- IK 08; 10
- -25°/+45°

💡 Led

- 3000K/4000K
- >142 lm/W
- CRI>90
- Eye safety: RG0/RG1
- Mac Adams 3
- L80/B10 >50.000h

🕒 Specifications

- Built-in driver
- Polycarbonate lens: concentrating, diffusing, elliptical or with protective grid

📦 Body

- Aluminum
- End caps in die-cast aluminum

🌈 Colors

- Black RAL 9005
- White RAL 9003 - code B


★ Certifications

- CE Conformity
- Energy efficiency D
- 18032-3 (GP version)
- 5 years warranty

📄 On request

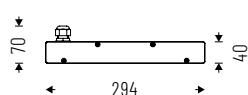
- DALI - code D*
- Bluetooth - code BT*
- Emergency 1 hr - code EM
- Emergency 3 hrs - code EM3H*
- 5000K - code K5*

** Where available*



ERGO PC

Polycarbonate lens, symmetrical light distribution.



IP 65 IK08

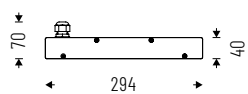
Equipped with 2000mm long cable.

Cod. 4000K	Led	lm	Lmm
O2PC86K465	86W	12190	317
O2PC105K465	105W	14329	317
O2PC125K465	125W	16068	317
O2PC172K465	172W	23913	627
O2PC210K465	210W	28171	627
O2PC252K465	252W	31681	627

Cod. 3000K	Led	lm	Lmm
O2PC86K365	86W	11459	317
O2PC105K365	105W	13469	317
O2PC125K365	125W	15103	317
O2PC172K365	172W	22478	627
O2PC210K365	210W	26481	627
O2PC252K365	252W	29780	627

ERGO DS

Polycarbonate lens, wide diffused symmetrical light distribution.



IP 65 IK08

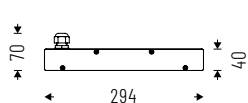
Equipped with 2000mm long cable.

Cod. 4000K	Led	lm	Lmm
O2DS86K465	86W	10439	317
O2DS105K465	105W	12314	317
O2DS125K465	125W	14061	317
O2DS172K465	172W	20830	627
O2DS210K465	210W	24247	627
O2DS252K465	252W	27691	627

Cod. 3000K	Led	lm	Lmm
O2DS86K365	86W	9812	317
O2DS105K365	105W	11576	317
O2DS125K365	125W	13217	317
O2DS172K365	172W	19580	627
O2DS210K365	210W	22792	627
O2DS252K365	252W	26030	627

ERGO EL

Polycarbonate lens, elliptical light distribution.



UGR<22

IP 65 IK08



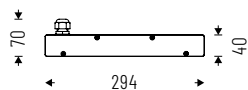
Equipped with 2000mm long cable.

Cod. 4000K	Led	Im	Lmm
O2EL86K465	86W	10943	317
O2EL105K465	105W	12671	317
O2EL125K465	125W	14531	317
O2EL172K465	172W	21543	627
O2EL210K465	210W	25683	627
O2EL252K465	252W	28626	627

Cod. 3000K	Led	Im	Lmm
O2EL86K365	86W	10286	317
O2EL105K365	105W	11911	317
O2EL125K365	125W	13660	317
O2EL172K365	172W	20250	627
O2EL210K365	210W	24142	627
O2EL252K365	252W	26909	627

ERGO GP

Polycarbonate lens with additional protection grid, symmetrical light distribution.



UGR<22

IP 65 IK10



Equipped with 2000mm long cable.

Cod. 4000K	Led	Im	Lmm
O2GP86K465	86W	9237	317
O2GPI05K465	105W	11028	317
O2GPI25K465	125W	12502	317
O2GPI72K465	172W	18394	627
O2GP210K465	210W	21820	627
O2GP252K465	252W	25069	627

Cod. 3000K	Led	Im	Lmm
O2GP86K365	86W	8682	317
O2GPI05K365	105W	10366	317
O2GPI25K365	125W	11751	317
O2GPI72K365	172W	17290	627
O2GP210K365	210W	20510	627
O2GP252K365	252W	23563	627

ACCESSORIES



Single wire adjustable suspension kit. 1500mm/3000mm.

O2AA13
O2AA1330



Brackets for busbar.

O2AA14BS



Bracket for wall installation.

O2AA15 - L 317mm
O2AA15252 - L 627mm



Housing for recessed installation.

O2AA17 - L 317mm
O2AA172M - L 627mm

ERGO ESSENTIAL

ID 02

arlico

ERGO ESSENTIAL is the **high bay luminaire** designed for interiors of **industrial environments, warehouses, supermarkets and exhibition halls**. The die-cast aluminum body is characterized by fins for heat dissipation that allow air flows to enter and exit from every direction, guaranteeing an effective cooling. ERGO ESSENTIAL polycarbonate lens diffuses the light generated by the individual LEDs with a delicate beam, creating harmonious lighting. Thanks to the special accessories it **can be suspended, ceiling or wall-mounted**.

☑ Features

- Direct emission
- UGR<25
- IP 65
- IK 10
- -30°/+50°

💡 Led

- 3000K/4000K
- >150 lm/W
- CRI >80
- Eye safety: RG0/RG1
- Mac Adams 3
- L80/B10 >50.000h

🕒 Specifications

- Built-in driver
- Polycarbonate lens with concentric undulation
- Beam angles: 60°-110°

📦 Body

- Die-cast aluminum

🎨 Colors

- Black RAL 9005

★ Certifications

- CE Conformity
- Energy efficiency D
- 5 years warranty

📄 On request

- DALI - code D
- Bluetooth - code BT*
- Emergency 1 hr - code EM
- Emergency 3 hrs - code EM3H*

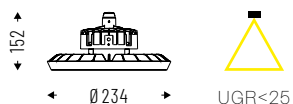
* Where available



INDUSTRIAL IP

ERGO ESSENTIAL SMALL

Polycarbonate lens. Beam angles: 60°-110°.



IP 65 IK10

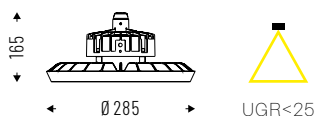
Equipped with 1500mm long cable.

Cod. 4000K	Led	lm	Ømm
O2PC100K460SE	100W 60°	15000	234
O2PC100K4110SE	100W 110°	15000	234

Cod. 3000K	Led	lm	Ømm
O2PC100K360SE	100W 60°	14550	234
O2PC100K3110SE	100W 110°	14550	234

ERGO ESSENTIAL MEDIUM

Polycarbonate lens. Beam angles: 60°-110°.



IP 65 IK10

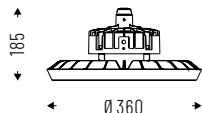
Equipped with 1500mm long cable.

Cod. 4000K	Led	lm	Ømm
O2PC150K460ME	150W 60°	22500	285
O2PC150K4110ME	150W 110°	22500	285

Cod. 3000K	Led	lm	Ømm
O2PC150K360ME	150W 60°	21758	285
O2PC150K3110ME	150W 110°	21758	285

ERGO ESSENTIAL LARGE

Polycarbonate lens. Beam angles: 60°-110°.



UGR<25

IP 65 IK10



Equipped with 1500mm long cable.

Cod. 4000K	Led	lm	Ømm
O2PC200K460LE	200W 60°	30000	360
O2PC200K4110LE	200W 110°	30000	360
O2PC240K460LE	240W 60°	31200	360
O2PC240K4110LE	240W 110°	31200	360
O2PC300K460LE	300W 60°	39000	360
O2PC300K4110LE	300W 110°	39000	360

Cod. 3000K	Led	lm	Ømm
O2PC200K360LE	200W 60°	29000	360
O2PC200K3110LE	200W 110°	29000	360
O2PC240K360LE	240W 60°	30170	360
O2PC240K3110LE	240W 110°	30170	360
O2PC300K360LE	300W 60°	37713	360
O2PC300K3110LE	300W 110°	37713	360

ACCESSORIES



Ring for suspension.

O2AA13EGM10

- SMALL/MEDIUM

O2AA13EGM12 - LARGE



Safety chain.

O2AA13ECS



Bracket for wall/ceiling installation, inclination ±45°.

O2AA15SME

- SMALL/MEDIUM

O2AA15LE - LARGE

LINEA IP54

ID 12

LINEA IP54 is the family of fixtures that combine **efficiency and energy saving** with a long life time. Ideal for **laboratories, walking areas and industrial environments**.

☑ Features

- Direct emission
- UGR<22
- IP 54
- IK 10
- -25°/+35°

💡 Led

- 3000K/4000K
- >98 lm/W; >103 lm/W
- CRI>90
- Eye safety: RG0/RG1
- Mac Adams 3
- L80/B10 >50.000h

🕒 Specifications

- Built-in driver
- Impact resistant polycarbonate diffuser

📦 Body

- Polycarbonate with high mechanical resistance
- Polyurethane foam seal (PUR)

☆ Certifications

- CE Conformity
- Energy efficiency D
- 5 years warranty

📄 On request

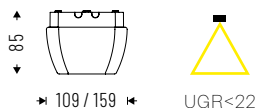
- DALI - code D
- Emergency 1 hr - code EM
- Emergency 3 hrs - code EM3H*
- 5000K - code K5*
- 6500K - code K65*

* Where available



LINEA IP54 LONG

Impact resistant polycarbonate diffuser.



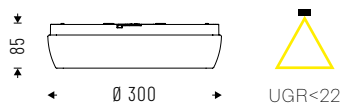
IP 54 IK10

Cod. 4000K	Led	lm	Lmm
12PO21K454	21W	2130	109x1160
12PO25K454	25W	2716	109x1160
12PO33K454	33W	3506	109x1160
12PO39K454	39W	3971	159x1160
12PO48K454	48W	4948	159x1160
12PO65K454	65W	6705	159x1160

Cod. 3000K	Led	lm	Lmm
12PO21K354	21W	1894	109x1160
12PO25K354	25W	2255	109x1160
12PO33K354	33W	2977	109x1160
12PO39K354	39W	3518	159x1160
12PO48K354	48W	4330	159x1160
12PO65K354	65W	5864	159x1160

LINEA IP54 ROUND

Impact resistant polycarbonate diffuser.



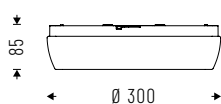
IP 54 IK10

Cod. 4000K	Led	lm	Ømm
12PO10K454R	10W	1116	300
12PO13K454R	13W	1395	300
12PO18K454R	18W	1897	300
12PO27K454R	27W	2725	300

Cod. 3000K	Led	lm	Ømm
12PO10K354R	10W	911	300
12PO13K354R	13W	1185	300
12PO18K354R	18W	1641	300
12PO27K354R	27W	2461	300

LINEA IP54 ROUND INTELLIGENT

Impact resistant polycarbonate diffuser. Integrated presence sensor, settable with deepswitch.



UGR<22

IP 54 IK10

Cod. 4000K	Led	lm	Ømm
12PO10K454RS	10W	1116	300
12PO13K454RS	13W	1395	300

Cod. 3000K	Led	lm	Ømm
12PO10K354RS	10W	911	300
12PO13K354RS	13W	1185	300

PCM EVO

ID 03

arlico

PCM EVO is the **IP66** device that combines **efficiency** and **energy saving** with an **extended life-time**.
High impact resistance and protection against dust and water.

☑ Features

- Direct emission
- UGR<22
- IP 66
- IK10
- -25°→+50°
- 850°

💡 Led

- 4000K
- >140 lm/W
- CRI >80
- Eye safety: RG0/RG1
- Mac Adams 3
- L90/B10 >50.000h

🕒 Specifications

- Built-in driver
- Diffuser made in traslucent PC and reflector made in steel sheet, white (RAL 9003)
- Polyamide +15% fibreglass clips

📦 Body

- Grey PC body (high mechanical resistance, UV stability, RAL 7035)

☆ Certifications

- CE Conformity
- Energy efficiency D
- 5 years warranty

📦 On request

- DALI - code D
- Emergency 1 hr - code EM
- Emergency 3 hrs - code EM3H*
- 3000K - code K3
- 5000K - code K5
- 6500K - code K65
- Steel screen holder clips*
- Built-in sensor*
- Through wiring*


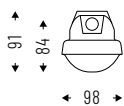
* Where available



INDUSTRIAL IP

PCM LED EVO PC

Diffuser made in traslucent PC (high mechanical resistance, UV stability) and reflector made in steel sheet, white (RAL 9003). Polyamide +15% fibreglass clips.




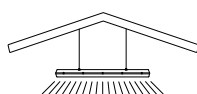
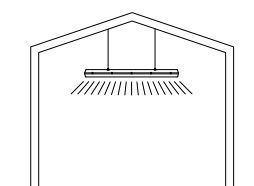
IP 66 IK10

Cod. 4000K	Led	lm	Lmm
03PC8K466	8W 4000K	1220	610
03PC10K466	10W 4000K	1450	610
03PC13K466	13W 4000K	1990	610
03PC16K466	16W 4000K	2420	1170
03PC19K466	19W 4000K	2880	1170
03PC26K466	26W 4000K	4000	1170
03PC36K466	36W 4000K	5690	1170
03PC47K466	47W 4000K	7490	1170
03PC19K466L	19W 4000K	3010	1450
03PC23K466	23W 4000K	3580	1450
03PC32K466	32W 4000K	4970	1450
03PC44K466	44W 4000K	7240	1450
03PC58K466	58W 4000K	9200	1450

TECHNICAL NOTES

INDOOR/OUTDOOR INSTALLATION

Not suitable for outdoor applications.
To be installed in indoor or covered outdoor areas.



STILLA

ID 05

arlico

STILLA is a **highly technical IP rated fixture** that features performance optics, making it extremely useful for large open plan areas such as **warehousing, transport depots** and **manufacturing plants**, as well as in **retail applications** that require high brightness artificial lighting with good colour quality. The body is manufactured from extruded aluminium for optimum thermal management and it is sealed against moisture and dust ingress to IP65. **Dimmable and emergency** options are also available, making STILLA perfect for use with **lighting control systems**, where optimum efficiency and energy savings are desired.

☑ Features

- Direct emission
- UGR<22
- IP 65
- IK 08
- -25°/+45°

💡 Led

- 3000K/4000K
- >120 lm/W
- CRI>90
- Eye safety: RG0/RG1
- Mac Adams 3
- L80/B20 >80.000h

🕒 Specifications

- Built-in driver
- NB Narrow beam: concentrating polycarbonate lens coextruded in the main diffuser
- WB Wide beam: diffusing polycarbonate lens coextruded in the main diffuser
- WO Wide beam opaline lens: diffusing polycarbonate lens coextruded in the main diffuser
- WA Wide beam acrylic lens: diffusing polycarbonate lens coextruded in the main diffuser
- Optional: transparent protective glass

☐ Body

- Aluminum, with die-cast end-caps

🎨 Colors

- Anodized aluminum

☆ Certifications

- CE Conformity
- For version LP - HP energy efficiency C
- For version XP energy efficiency D
- 5 years warranty

📦 On request

- DALI - code D*
- Bluetooth - code BT*
- Emergency 1 hr - code EM
- Emergency 3 hrs - code EM3H*
- 5000K - code K5*
- Through wiring*

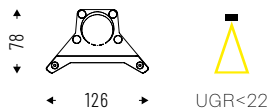
* Where available



INDUSTRIAL IP

STILLA__NB

Narrow beam optic, co-extruded into the main diffuser.



IP 65 IK08



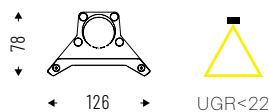
Luminaire equipped with 2000mm long cable.

Cod. 4000K	Led	lm	Lmm
05NB24K465	24W	2525	1161
05NB30K465	30W	3157	1441
05NB46K465	46W	4840	1161
05NB57K465	57W	5997	1441
05NB89K465	89W	10243	1161
05NB110K465	110W	12077	1441

Cod. 3000K	Led	lm	Lmm
05NB24K365	24W	2472	1161
05NB30K365	30W	3089	1441
05NB46K365	46W	4738	1161
05NB57K365	57W	5871	1441
05NB89K365	89W	10025	1161
05NB110K365	110W	12073	1441

STILLA__WB

Wide beam optic, co-extruded into the main diffuser.



IP 65 IK08



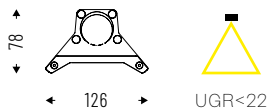
Luminaire equipped with 2000mm long cable.

Cod. 4000K	Led	lm	Lmm
05WB24K465	24W	2694	1161
05WB30K465	30W	3367	1441
05WB46K465	46W	5161	1161
05WB57K465	57W	6397	1441
05WB89K465	89W	11158	1161
05WB110K465	110W	13156	1441

Cod. 3000K	Led	lm	Lmm
05WB24K365	24W	2639	1161
05WB30K365	30W	3300	1441
05WB46K365	46W	5060	1161
05WB57K365	57W	6269	1441
05WB89K365	89W	10936	1161
05WB110K365	110W	12893	1441

STILLA WO

Wide beam optic. Frosted polycarbonate lens.



IP 65 IK08



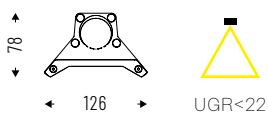
Luminaire equipped with 2000mm long cable.

Cod. 4000K	Led	lm	Lmm
05WO24K465	24W	2407	1161
05WO30K465	30W	3010	1441
05WO46K465	46W	4615	1161
05WO57K465	57W	5718	1441
05WO89K465	89W	9486	1161
05WO110K465	110W	11725	1441

Cod. 3000K	Led	lm	Lmm
05WO24K365	24W	2332	1161
05WO30K365	30W	2915	1441
05WO46K365	46W	4470	1161
05WO57K365	57W	5540	1441
05WO89K365	89W	9115	1161
05WO110K365	110W	11265	1441

STILLA WA

Wide beam optic. Acrylic lens.



IP 65 IK08



Luminaire equipped with 2000mm long cable.

Cod. 4000K	Led	lm	Lmm
05WA24K465	24W	2884	1161
05WA30K465	30W	3606	1441
05WA46K465	46W	6021	1161
05WA57K465	57W	7446	1441
05WA89K465	89W	9766	1161
05WA110K465	110W	12070	1441

Cod. 3000K	Led	lm	Lmm
05WA24K365	24W	2622	1161
05WA30K365	30W	3281	1441
05WA46K365	46W	5479	1161
05WA57K365	57W	6776	1441
05WA89K365	89W	8887	1161
05WA110K365	110W	10984	1441

ACCESSORIES



Single wire adjustable suspension kit. Length: 1500mm/3000mm.

05AA13
05AA1330



Spacers kit for ceiling mount.

05AA14




Bracket for continuous rows installation, length 1500mm.

05AA11



Brackets kit for wall installation.

05AA15



Transparent protective glass.

05AAVTS 1161mm
05AAVTL 1441mm

TECHNICAL NOTES

EXAMPLE OF INSTALLATION IN A CONTINUOUS ROWS WITH ACCESSORY 05AA11



Thanks to the 05AA11 accessory you can install the devices in suspended continuous line by avoiding the use of busbars or cable raceways. This bracket serves as the mechanical joining, allows the masking of the connection cable between two devices and reduces the suspension points. It is click fixed on the devices and can be cut at the construction site.

GROOVE IP54

ID 43

arlico

GROOVE IP54 is specifically designed for applications that demand high ingress protection against dust and moisture: it can be installed either as a **single luminaire**, or in **continuous rows**, making it ideal for **industrial and commercial applications**, even in protected outdoors. The aluminum body and the flexible diffuser with coextruded gaskets allows designers to freely create stunning solutions, while guaranteeing **maximum performance and a high degree of protection**.

☑ Features

- Direct emission
- UGR<22
- IP 54

💡 Led

- 3000K/4000K
- >90 lm/W; >102 lm/W
- CRI>90
- Eye safety: RG0/RG1
- Mac Adams 3
- L80/B20 >80.000h

☑ Specifications

- Built-in driver
- PG diffuser for homogeneous emission, UGR<22

☐ Extruded body

- Aluminum with epoxy powder coating

🎨 Colors

- Matte black RAL 9005 - code C8
- Matte white RAL 9003 - code B

☆ Certifications

- CE Conformity
- Energy efficiency C
- 5 years warranty

⇄ Related products

- Groove (p. 58)
- Groove Display (p. 104)
- Groove Display IP54 (p. 304)

⊕ On request

- DALI - code D
- Bluetooth - code BT*
- Emergency 1 hr - code EM
- Emergency 3 hrs - code EM3H*
- 5000K - code K5*

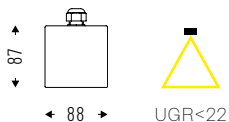
* Where available



Refer to our website for the complete product range » www.arlico.co.uk » +44 (0) 23 8202 2100

GROOVE IP54

Direct emission, ceiling or suspended.



IP 54



Antistatic satin methacrylate diffuser screen for UGR<22 homogeneous emission to be ordered separately. End-caps not included.

LOW POWER VERSION (20 W/m)

Cod. 4000K	Led	lm	Lmm
43AA24K454	24W	2558	1130
43AA30K454	30W	3197	1410
43AA36K454	36W	3837	1690
43AA54K454	54W	5755	2530
43AA66K454	66W	7034	3090

LOW POWER VERSION (20 W/m)

Cod. 3000K	Led	lm	Lmm
43AA24K354	24W	2381	1130
43AA30K354	30W	2977	1410
43AA36K354	36W	3572	1690
43AA54K354	54W	5358	2530
43AA66K354	66W	6549	3090

HIGH POWER VERSION (40 W/m)

Cod. 4000K	Led	lm	Lmm
43AA45K4HP54	45W	4706	1130
43AA57K4HP54	57W	5961	1410
43AA68K4HP54	68W	7112	1690

HIGH POWER VERSION (40 W/m)


Cod. 3000K	Led	lm	Lmm
43AA45K3HP54	45W	4381	1130
43AA57K3HP54	57W	5548	1410
43AA68K3HP54	68W	6619	1690

ACCESSORIES




Single wire adjustable suspension kit
1500mm/3000mm.

43AA1354
43AA133054



Kit for ceiling mount.

43AA1454



3-5 poles ceiling power supply cable.
Cable length 2000mm.

43AA1654
43AA165P54



End caps kit for suspended and ceiling version.

43AA0954



Linear joint for suspended and ceiling version.

43AA1154



PG screen for single installation.

43PG24 - 24W (LP)/45W (HP)
43PG30 - 30W (LP)/57W (HP)
43PG36 - 36W (LP)/68W (HP)
43PG54 - 54W (LP)
43PG66 - 66W (LP)



Microprismatic diffuser
UGR<19 10m.

43DPL10000



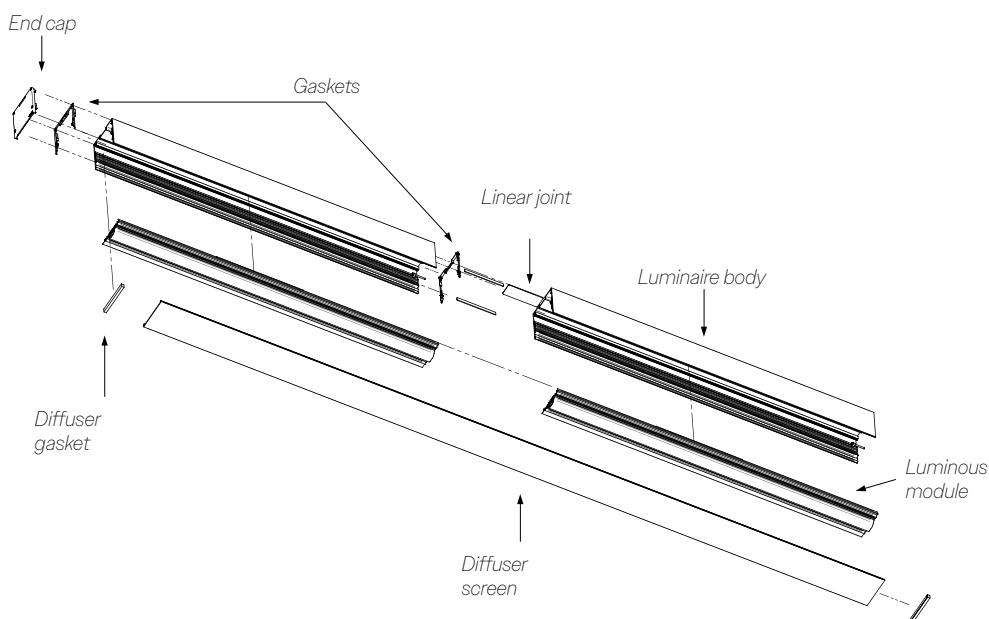
Metarylate diffuser
UGR<22 10m.

43PG10000

TECHNICAL NOTES

CONTINUOUS ROWS INSTALLATION

Maximum length of luminaires in continuous line ≤10m.



GROOVE DISPLAY IP54

ID 43

GROOVE DISPLAY IP54 is designed specifically for **recessed applications that demand high ingress protection against dust and moisture**. Perfectly complementing the interior GROOVE collection, it can be installed either as a **single luminaire or in continuous rows**, allowing designers to freely create stunning solutions. The aluminum body and the flexible diffuser with coextruded gaskets guarantee maximum performance, achieving an IP54 protection rating, making the collection ideal for industrial and commercial applications, even in protected outdoors.

☑ Features

- Direct emission
- UGR<22
- IP 54

💡 Led

- 3000K/4000K
- >102 lm/W
- CRI>90
- Eye safety: RG0/RGI
- Mac Adams 3
- L80/B20 >80.000h

🕒 Specifications

- Built-in driver
- Diffuser in antistatic satin methacrylate, for homogeneous emission UGR<22

☐ Extruded body

- Aluminum with epoxy powder coating

🎨 Colors

- Matte black RAL 9005 - code C8
- Matte white RAL 9003 - code B

☆ Certifications

- CE Conformity
- Energy efficiency C
- 5 years warranty

⇄ Related products

- Groove (p. 58)
- Groove Display (p. 104)
- Groove IP54 (p. 301)

📦 On request

- DALI - code D
- Bluetooth - code BT*
- Emergency 1 hr - code EM
- Emergency 3 hrs - code EM3H*
- 2700K - code K27*
- 5000K - code K5*

* Where available



GROOVE DISPLAY IP54

Direct recessed emission.



IP 54



Antistatic satin methacrylate diffuser screen for UGR<22 homogeneous emission to be ordered separately. End-caps not included.

LOW POWER VERSION (20 W/m)

Cod. 4000K	Led	lm	Lmm
43AA24K4F54	24W	2558	1130
43AA30K4F54	30W	3197	1410
43AA36K4F54	36W	3837	1690
43AA42K4F54	42W	4476	1970
43AA48K4F54	48W	5116	2250
43AA54K4F54	54W	5755	2530
43AA60K4F54	60W	6395	2810
43AA66K4F54	66W	7034	3090

LOW POWER VERSION (20 W/m)

Cod. 3000K	Led	lm	Lmm
43AA24K3F54	24W	2381	1130
43AA30K3F54	30W	2977	1410
43AA36K3F54	36W	3572	1690
43AA42K3F54	42W	4167	1970
43AA48K3F54	48W	4763	2250
43AA54K3F54	54W	5358	2530
43AA60K3F54	60W	5954	2810
43AA66K3F54	66W	6549	3090

HIGH POWER VERSION (40 W/m)

Cod. 4000K	Led	lm	Lmm
43AA45K4HPF54	45W	4706	1130
43AA57K4HPF54	57W	5961	1410
43AA68K4HPF54	68W	7112	1690

HIGH POWER VERSION (40 W/m)

Cod. 3000K	Led	lm	Lmm
43AA45K3HPF54	45W	4381	1130
43AA57K3HPF54	57W	5548	1410
43AA68K3HPF54	68W	6619	1690

ACCESSORIES



End caps kit
(consider + 15mm on
the cutting length).

43AA09F54



Microprismatic diffuser
UGR<19 10m.

43DPL10000



Metarylate diffuser
UGR<22 10m.

43PG10000



Linear joint with gasket
(consider + 4mm on
the cutting length)

43AA11F54



PG screen for single
installation.

43PG24 - 24W (LP)/45W (HP)

43PG30 - 30W (LP)/57W (HP)

43PG36 - 36W (LP)/68W (HP)

43PG42 - 42W (LP)

43PG48 - 48W (LP)





43PG54 - 54W (LP)

43PG60 - 60W (LP)

43PG66 - 66W (LP)

MEDICAL

arlico

ISIB LED IP54	308	ID 34	
ISI LED IP55	310	ID 31	
ISI LED IP65	312	ID 31	
ARKEON MED	314	ID 46	

ISIB LED IP54

ID 34

ISIB LED IP54 fixtures with **back light LED technology** are the perfect mix between **competitiveness, performance and flexibility**. Perfect homogeneous emission thanks to the **frosted or microprismatic diffuser**. The **IP54 rating** make it also suitable for environments where a high degree of protection is required. Ideal for false ceilings with exposed structure, ISIB LED IP54 can be installed **also on plasterboard** thanks to the dedicated accessory.

☑ Features

- Direct emission
- UGR<22; <19
- IP 54 visible side

💡 Led

- 3000K/4000K
- >112 lm/W
- CRI>90
- Eye safety: RG0/RG1
- Mac Adams 3
- L80/B10 >50.000h

🕒 Specifications

- Built-in driver
- Quick connector for easy wiring
- High homogeneity satin acrylic diffuser glued to the body, UGR<22
- Additional microprismatic plate applied on the structure, UGR<19

📦 Body

- Steel sheet with epoxy powder coating

🎨 Colors

- White RAL 9003

★ Certifications

- CE Conformity
- Energy efficiency D
- 5 years warranty

📦 On request

- DALI - code D
- Bluetooth - code BT*
- Emergency 1 hr - code EM
- Emergency 3 hrs - code EM3H*
- False ceiling version 625x625mm*
- Ceiling mount installation kit*
- 5000K - code K5*

** Where available*



ISIB LED IP54 PG

Frosted high homogeneity acrylic diffuser glued to the body, UGR<22.



IP 54

Cod. 4000K	Led	lm	Lmm
34PG34K454	34W	3952	596x596
34PG55K454	55W	6175	596x596
34PG34K4M354	34W	3952	296x1196

Cod. 3000K	Led	lm	Lmm
34PG34K354	34W	3786	596x596
34PG55K354	55W	5558	596x596
34PG34K3M354	34W	3786	296x1196

ACCESSORIES



Microprismatic plate (UGR<19) for mounting on ceiling module 600 with visible structure.

LMISIMP3454 594x594mm
LMISIMP34M354 294x1194mm



Plasterboard installation frame.

FCG3454 600x600mm
FCG34M354 300x1200mm

ISI LED IP55

ID 31

ISI LED IP55 is designed for **sterile environments**: a universal LED technology fixture for **false ceiling with visible and hidden structure**.

☑ Features

- Direct emission
- UGR<19; <22
- IP 55

💡 Led

- 3000K/4000K
- >106 lm/W
- CRI>90
- Eye safety: RGO/RGI
- Mac Adams 3
- L80/B10 >50.000h

🕒 Specifications

- Built-in driver
- Fixed power current driver
- Nominal life span 50.000h
- (T° max 50° C/failure rate ≤0.2% per 1,000h)
- Quick connector supplied as standard
- DPL with internal microprismatic plate, UGR<19
- PG with PMMA diffuser for homogeneous emission, UGR<22

☐ Body

- Extruded aluminum frame
- Steel sheet with epoxy powder coating

🎨 Colors

- White RAL 9003

☆ Certifications

- CE Conformity
- Energy efficiency D
- 5 years warranty

📦 On request

- DALI - code D
- Emergency 1 hr - code EM
- Emergency 3 hrs - code EM3H*
- 5000K - code K5*
- Ceiling version*
- False ceiling version 625x625mm*

* Where available



ISI LED IP55 DPL

DPL technology with UGR<19 composed by a microprismatic internal sheet.



IP 55



Cod. 4000K	Led	Im	Lmm
3IDPL38K455	38W	3357	597x597
3IDPL64K455	64W	6547	597x597
3IDPL38K455M3	38W	3357	297x1197
3IDPL64K455M3	64W	6547	297x1197

Cod. 3000K	Led	Im	Lmm
3IDPL38K355	38W	3181	597x597
3IDPL64K355	64W	5952	597x597
3IDPL38K355M3	38W	3181	297x1197
3IDPL64K355M3	64W	5952	297x1197

ISI LED IP55 PG

PMMA diffuser for homogeneous emission, UGR<22.



IP 55



Cod. 4000K	Led	Im	Lmm
3IPG38K455	38W	3428	597x597
3IPG64K455	64W	6845	597x597
3IPG38K455M3	38W	3428	297x1197
3IPG64K455M3	64W	6845	297x1197

Cod. 3000K	Led	Im	Lmm
3IPG38K355	38W	3251	597x597
3IPG64K355	64W	6250	597x597
3IPG38K355M3	38W	3251	297x1197
3IPG64K355M3	64W	6250	297x1197

ACCESSORIES



Kit of fixing brackets for installation on plasterboard, with hidden structure and on slats.

KSFIP65

ISI LED IP65

ID 31

ISI LED IP65 is designed for **sterile environments**: a universal LED technology fixture for **false ceiling with visible and hidden structure**.

☑ Features

- Direct emission
- UGR<19; <22
- IP 65

💡 Led

- 3000K/4000K
- >104 lm/W
- CRI>90
- Eye safety: RG0/RG1
- Mac Adams 3
- L80/B10 >50.000h

🕒 Specifications

- Built-in driver
- Fixed power current driver
- Nominal life span 50.000h
- (T° max 50° C/failure rate ≤0.2% per 1,000h)
- Quick connector supplied as standard
- DPL with internal microprismatic plate, UGR<19
- PG with PMMA diffuser for homogeneous emission, UGR<22

☐ Body

- Extruded aluminum frame
- Steel sheet with epoxy powder coating

🎨 Colors

- White RAL 9003


☆ Certifications

- CE Conformity
- Energy efficiency D
- 5 years warranty

📦 On request

- DALI - code D
- Emergency 1 hr - code EM
- Emergency 3 hrs - code EM3H*
- 5000K - code K5*
- Ceiling version*
- False ceiling version 625x625mm*

* Where available



ISI LED IP65 VDPL

VDPL technology with UGR<19 composed by a microprismatic internal sheet and a transparent protective glass.




Cod. 4000K	Led	Im	Lmm
3IVDPL38K465	38W	3341	597x597
3IVDPL64K465	64W	6130	597x597
3IVDPL38K465M3	38W	3341	297x1197
3IVDPL64K465M3	64W	6130	297x1197

Cod. 3000K	Led	Im	Lmm
3IVDPL38K365	38W	3132	597x597
3IVDPL64K365	64W	5833	597x597
3IVDPL38K365M3	38W	3132	297x1197
3IVDPL64K365M3	64W	5833	297x1197

ISI LED IP65 VG

Frosted tempered anti-glare glass, UGR<22.



Cod. 4000K	Led	Im	Lmm
3IVG38K465	38W	3393	597x597
3IVG64K465	64W	6670	597x597
3IVG38K465M3	38W	3393	297x1197
3IVG64K465M3	64W	6670	297x1197

Cod. 3000K	Led	Im	Lmm
3IVG38K365	38W	3177	597x597
3IVG64K365	64W	6071	597x597
3IVG38K365M3	38W	3177	297x1197
3IVG64K365M3	64W	6071	297x1197

ACCESSORIES



Kit of fixing brackets for installation on plasterboard, with hidden structure and on slats.

KSFIP65

ARKEON MED is the new bed-head unit developed by Esse-Ci to meet the lighting and functional needs of **hospital or care facilities**. Thanks to the use of the latest generation components ARKEON MED guarantees efficiency and reliability and integrates perfectly into the spaces with a **simple and linear design, ideal for easy cleaning**. The control devices are **ergonomic and easily accessible** and the **great versatility** of the product makes it suitable for all healthcare applications.

☑ Features

- Direct emission
- Direct/indirect emission
- Emission for reading
- UGR<22
- IP 40

💡 Led

- 3000K/4000K
- >116 lm/W
- CRI>90
- Eye safety: RG0/RG1
- Mac Adams 3
- L80/B20 >80.000h

🕒 Specifications

- Built-in driver
- 24V IP67 keypad with 2m cable and anti-tear system, positioned on the right or left side
- 1 socket (2 poles+ground) 16A
- Asymmetrical polycarbonate lens for direct emission
- Satin diffuser UGR<22 for indirect emission

☐ Body

- Extruded aluminum with epoxy powder coating

🎨 Colors

- Matte white RAL 9003 - code B

☆ Certifications

- CE Conformity
- Energy efficiency C
- 5 years warranty

⇄ Related products

- Groove Display (p. 104)
- Groove IP54 (p. 301)
- Groove Display IP54 (p. 304)

📦 On request

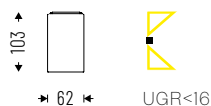
- DALI - code D*
- Emergency 1 hr - code EM
- Emergency 3 hrs - code EM3H*
- 2700K - code K27*
- 6500K - code K65*
- Human Centric Lighting*

* Where available



ARKEON MED HIGH OUTPUT CLD DOUBLE EMISSION

Device complete with 24V control panel with 2 buttons (reading light, nurse call), 2000mm cable and tear-proof system, 1 socket 2E+T 10/16A. Available in right (DX) or left (SX) socket versions.



IP 40

Cod. 4000K	Led	Im	Lmm
46DI44K42PPIPDX	44W:14W+30W	4620	998
46DI44K42PPIP SX	44W:14W+30W	4620	998
46DI59K42PPIPDX	59W:19W+40W	6195	1278
46DI59K42PPIP SX	59W:19W+40W	6195	1278

Cod. 3000K	Led	Im	Lmm
46DI44K32PPIPDX	44W:14W+30W	4532	998
46DI44K32PPIP SX	44W:14W+30W	4532	998
46DI59K32PPIPDX	59W:19W+40W	6077	1278
46DI59K32PPIP SX	59W:19W+40W	6077	1278

ARKEON MED FREE

In its FREE version, ARKEON MED meets the most varied customization needs, offering countless configuration possibilities, adapting to different design and functional needs.

LED MODULES AND OPTICS

BLIND MODULES

BODY
Pre-wired aluminum body, available lengths from 900mm to 4000mm. Standard colors: black, white - customizable on request.

SOCKET/ SWITCHES

OPTICS

COMMANDS

BLIND MODULES
Blind module in painted roll adaptable to size on site.

DIRECT LED MODULE
Direct light LED module with asymmetrical optics, 3000K/4000K/HCL.

INDIRECT LED MODULE
Indirect light LED module with soft light diffuser 3000K/4000K/HCL (reading/general).

SPOT LED MODULE
Spot module with adjustable beam lens from 10° to 40°.

SOCKET/SWITCHES
Bypass socket 2P+E 10/16A - universal socket - USB socket switch - two-pole switch - push button.

COMMAND
Tie rod for assistance call.

COMMAND
24V control panel with 2/3 buttons (reading light, direct light, assistance call) with L 2000mm cable.

APP
BT system for management with free App.

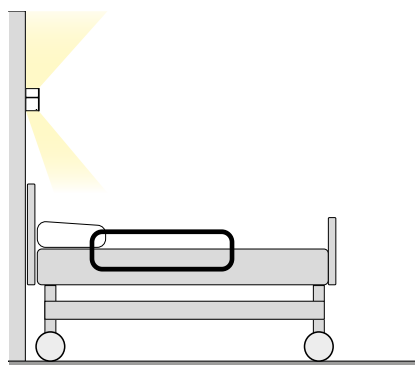
TECHNICAL NOTES

TYPE OF LIGHTING



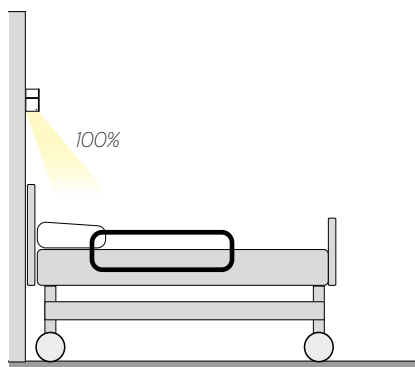
ALL ON MODE

- Indirect environmental emission
- Direct asymmetric emission



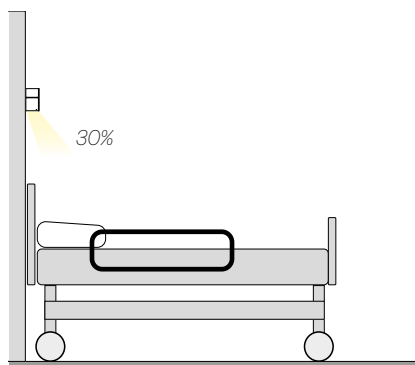
VISIT MODE

- Direct asymmetric emission

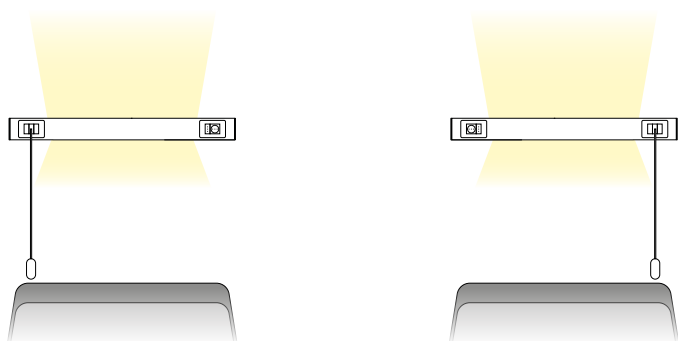


READING MODE

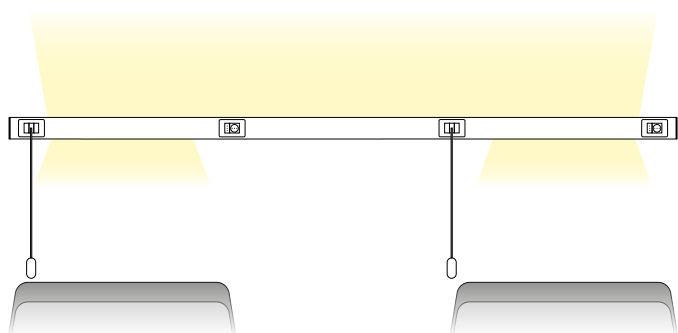
- Partial direct asymmetric emission



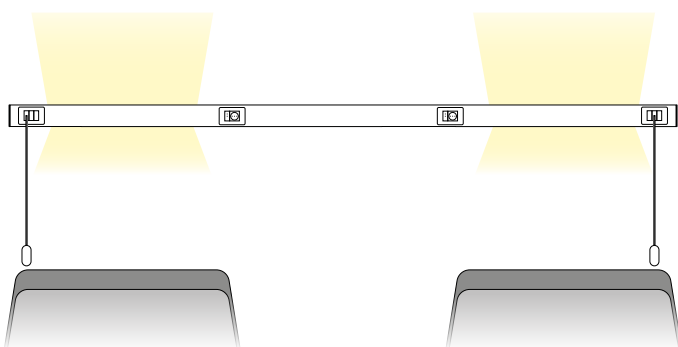
ARKEON MED FREE CONFIGURATION




- Configuration with distinct elements.



- Configuration with single element.
- 4m length.
- Seamless indirect emission.



- Configuration with single element.
- 4m length.
- Separate indirect emission.






24V control panel.



Universal socket + USB socket.

EMERGENCY_

arlico

REM TRACK	320	ID 13	
REM CEILING EVO	320	ID 13	
REM RECESSED	320	ID 13	

REM is a range of **emergency fixtures with integrated driver** and batteries up to 3-hour configurations. Mounting options include **recessed installation, ceiling and for Esse-Ci three-phase track**. The luminaires are equipped with 3 different types of lens, for anti-panic lighting, escape route or with an arrow beam for high ceiling applications.

☑ Features

- Direct emission
- IP 40

💡 Led

- 6500K
- >109 lm/W
- CRI >80
- Eye safety: RG0/RG1
- Mac Adams 3
- L80/B10 >50.000h

⌚ Specifications

- Integrated driver and accumulator
- Spot/escape routes/anti-panic

☐ Body

- Polycarbonate

🎨 Colors

- White RAL 9003 - code B
- Black RAL 9005 - code C8

★ Certifications

- CE Conformity
- 5 years warranty

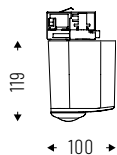
📦 On request

- Always ON version
- Self-test



REM TRACK

With Eutrack adaptor. 3 hours autonomy.
With S/E mode (emergency only).



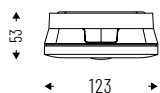
IP 40

Cod. 6500K	Led	lm	Lmm
13EM2K65H3	2W	217	110x56



REM CEILING EVO

For direct ceiling mount. 3 hours autonomy.
With S/E mode (emergency only).



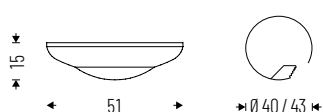
IP 40

Cod. 6500K	Led	lm	Lmm
13EM2K65H3CE	2W	217	123x123



REM RECESSED

For recessed mount. 3 hours autonomy.
With S/E mode (emergency only).



IP 40

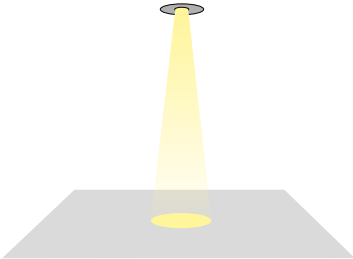
Cod. 6500K	Led	lm	Ømm
13EM2K65H3R	2W	217	51



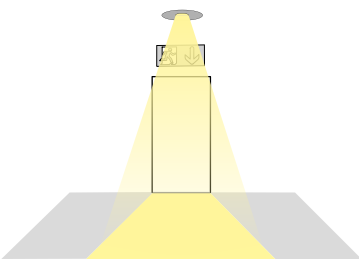
TECHNICAL NOTES

REM CONFIGURATIONS

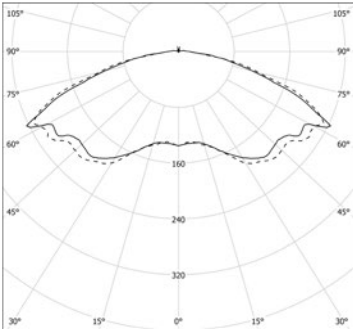
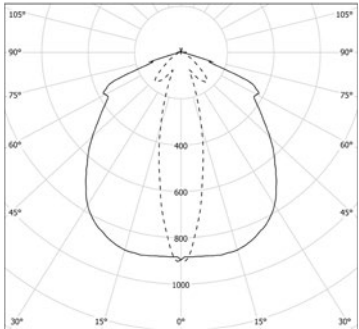
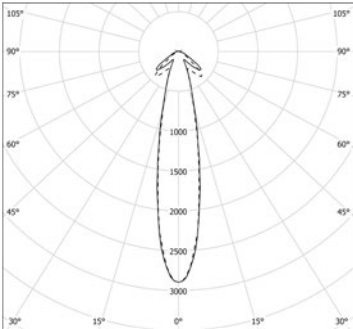
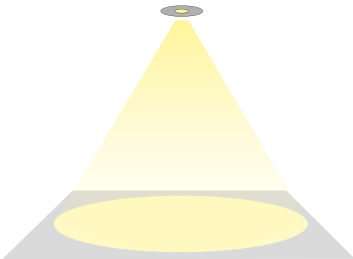
Spot



Escape routes

















Anti-panic



OUTDOOR IP_

arlico

MOON	324	ID 51	
BEN IP54	327	ID 10	
HALL LED IP67	330	ID 38	
HALL LED IP66	334	ID 38	
HALL LED GROUND	338	ID 38	
WALKABOUT	343	ID 93	
KERÌ	348	ID 60	
HALL LED CEILING IP65	353	ID 28	
TERES IP66	356	ID 14	
CLOU	359	ID 59	
GLEIS	364	ID 61	
NOBIS	367	ID 90	
SCOUT	372	ID 91	
MAGIS FLOOD	375	ID 92	

MOON is the new device for **wall** or **ceiling installations**. The **minimal design and IP65 protection** rating make it suitable for general lighting in any context, both **indoor** and **outdoor**, such as **stairs, corridors, passageways, parking lots** and wherever sober lighting is needed.

☑ Features

- Direct emission
- IP 65
- IK10
- -25° → +40°/45°
- 750°

🔌 Led

- 3000K/4000K
- >100lm/W
- CRI >80
- Eye safety: RGO
- Mac Adams 3
- L80/B10 >50.000h

🕒 Specifications

- SMD LED technology
- Built-in driver
- Impact resistant polycarbonate diffuser

☐ Body

- Polycarbonate

🌈 Colors

- White RAL 9003 - code B
- Black RAL 9005 - code C8

☆ Certifications

- CE Conformity
- Energy efficiency E
- 5 years warranty

📦 On request

- DALI - code D*
- Emergency 1 hr - code EM*
- Emergency 3 hrs - code EM3H*

** Where available*



MOON SMALL

Impact resistant polycarbonate diffuser.



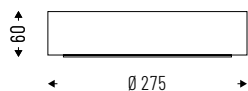
IP 65 IK10

Cod. 4000K	Led	lm	Ømm
5IPO13K4S65	13W	1158	200

Cod. 3000K	Led	lm	Ømm
5IPO13K3S65	13W	1055	200

MOON MEDIUM

Impact resistant polycarbonate diffuser.



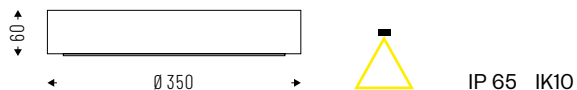
IP 65 IK10

Cod. 4000K	Led	lm	Ømm
5IPO18K4M65	18W	2014	275
5IPO25K4M65	25W	2515	275

Cod. 3000K	Led	lm	Ømm
5IPO18K3M65	18W	1921	275
5IPO25K3M65	25W	2340	275

MOON LARGE

Impact resistant polycarbonate diffuser.



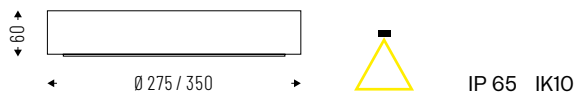
Cod. 4000K	Led	lm	Ømm
5IPO27K4L65	27W	3173	350

Cod. 3000K	Led	lm	Ømm
5IPO27K3L65	27W	3005	350

MOON INTELLIGENT

Impact resistant polycarbonate diffuser.

Built-in presence sensor.



Cod. 4000K	Led	lm	Ømm
5IPO18K4M65I	18W	2014	275
5IPO25K4M65I	25W	2515	275
5IPO27K4L65I	27W	3173	350

Cod. 3000K	Led	lm	Ømm
5IPO18K3M65I	18W	1921	275
5IPO25K3M65I	25W	2340	275
5IPO27K3L65I	27W	3005	350

BEN IP54

ID 10

arlico

BEN is a universal appliance for wall, ceiling, suspension or recessed installation for exteriors with **bodies entirely made of aluminium, without welds**. The **IP54** version is proposed with **impact-resistant satin diffuser**, housed in a circular aluminium frame with sealing gasket. **The mid-power LEDs on the circular board avoid the creation of shadow zones** and are connected to the internal supports through quick connectors, for easy electrification.

☑ Features

- Direct emission
- IP 44 suspended
- IP 54

💡 Led

- 3000K/4000K
- >125 lm/W
- CRI>90
- Eye safety: RG0/RGI
- Mac Adams 3
- L80/B20 >80.000h

🕒 Specifications

- Built-in driver
- Impact resistant satin acrylic diffuser with perimeter screen printing and homogeneous emission with UGR<22
- Circular aluminum frame with sealing gasket

📦 Body

- Aluminum with epoxy powder coating

🎨 Colors

- Matte white RAL 9003 - code B

★ Certifications

- CE Conformity
- Energy efficiency C
- 5 years warranty

⇄ Related products

- Ben suspended/ceiling (p.114)
- Ben recessed (p.155)

📄 On request

- DALI - code D*
- Bluetooth - code BT*
- Emergency 1 hr - code EM*
- Emergency 3 hrs - code EM3H*
- 2700K - code K27*

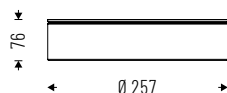
* Where available



OUTDOOR IP

BEN IP54 SMALL

Impact resistant satin-acrylic diffuser with perimeter screen printing, UGR<22.



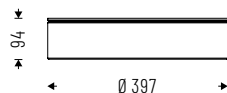
IP 44 SUSPENDED
IP 54

Cod. 4000K	Led	lm	Ømm
10PG6K454	6W	798	257
10PG12K454	12W	1598	257
10PG18K454	18W	2394	257

Cod. 3000K	Led	lm	Ømm
10PG6K354	6W	742	257
10PG12K354	12W	1486	257
10PG18K354	18W	2226	257

BEN IP54 MEDIUM

Impact resistant satin-acrylic diffuser with perimeter screen printing, UGR<22.



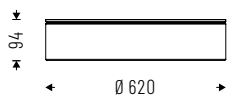
IP 44 SUSPENDED
IP 54

Cod. 4000K	Led	lm	Ømm
10PG15K454	15W	2111	397
10PG21K454	21W	2887	397

Cod. 3000K	Led	lm	Ømm
10PG15K354	15W	1963	397
10PG21K354	21W	2684	397

BEN IP54 LARGE

Impact resistant satin-acrylic diffuser with perimeter screen printing, UGR<22.



IP 44 SUSPENDED
IP 54

Cod. 4000K	Led	lm	Ømm
10PG58K454	58W	8072	620
10PG96K454	96W	12710	620

Cod. 3000K	Led	lm	Ømm
10PG58K354	58W	7507	620
10PG96K354	96W	11820	620

ACCESSORIES



Single wire adjustable suspension kit. Cable length 1500/3000mm.

10AA13
10AA1330



3-5 poles ceiling power supply box. Cable length 2000mm.

00AA16
00AA165P



Kit for recessed installation.

10AA19S - BEN SMALL
10AA19M - BEN MEDIUM
10AA19L - BEN LARGE

HALL LED IP67

ID 38

HALL LED IP67 is the **new solution in the HALL LED family** that combines elegant visual impact with outstanding **waterproof and anti-condensation performances**. HALL LED IP67 is suitable for installation on the ground or on concrete. The two available bodies, Pico and Micro, can be combined with transparent glass with PC lens (16°-24°-36° beam angle) **for scenographic accent lighting or with matt glass** to create a soft, diffused light.

☑ Features

- IP 67
- IK10
- -20° C/+40° C
- 20 KN

💡 Led

- 3000K
- >115 lm/W
- CRI >80
- Eye safety: RG0/RG1
- Mac Adams 3
- L80/B10 >50.000h

🕒 Specifications

- CoB LED technology
- PC lens 16°-24°-36°-50° or broad emission

📦 Body

- Aluminum with epoxy powder coating

🎨 Colors

- Stainless steel

★ Certifications

- CE Conformity
- Energy efficiency F
- 5 years warranty

📄 On request

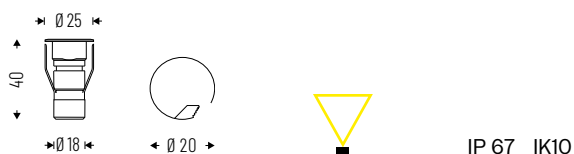
- DALI - code D*
- 4000K - code K4*

** Where available*



HALL LED IP67 PICO ACCENT LIGHT

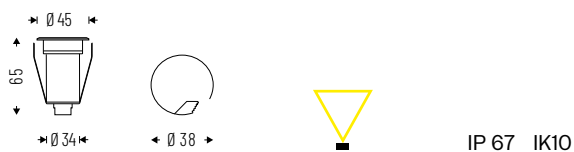
Transparent glass with PC lens beam angle 16°-24°-36°.
1000mm cable with connector. Without driver.



Cod.	Led	lm	Ømm
38ALIK316	1W 16°	85	25
38ALIK324	1W 24°	85	25
38ALIK336	1W 36°	85	25

HALL LED IP67 MICRO ACCENT LIGHT


Transparent glass with PC lens beam angle 16°-24°-36°-50°.
1000mm cable with connector. Without driver.



Cod.	Led	lm	Ømm
38AL3K316	3W 16°	280	45
38AL3K324	3W 24°	280	45
38AL3K336	3W 36°	280	45
38AL3K350	3W 50°	280	45

HALL LED IP67 PICO DIFFUSED LIGHT

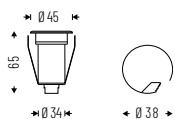
Matt glass for diffused light 1000mm
cable with connector. Without driver.



Cod.	Led	lm	Ømm
38VSIK3	1W	80	25

HALL LED IP67 MICRO DIFFUSED LIGHT

Matt glass for diffused light 1000mm cable with connector. Without driver.



IP 67 IK10



Cod.	Led	lm	Ømm
38VS3K3	3W	275	45

ACCESSORIES



Cable with double connector length 500/2000/4000/8000mm.

38AACA500
38AACA2000
38AACA4000
38AACA8000



T-Connector with cable with one end of 1000mm and two of 500mm.

38AACA06



4x output distribution connectors with 1000mm cable.

38AACA4XDC



8x output distribution connectors with 1000mm cable.

38AACA8XDC



End cap connector.

38AA09CATP



Recessed box for installation on the ground or on concrete.

38AA17PK - Pico
38AA17MK - Micro



Driver box 24V IP67 with plug.


38BX1267 12W
38BX2067 20W
38BX3067 30W

TECHNICAL NOTES

Internal glue filled for complete water-proof and anti-condensation.

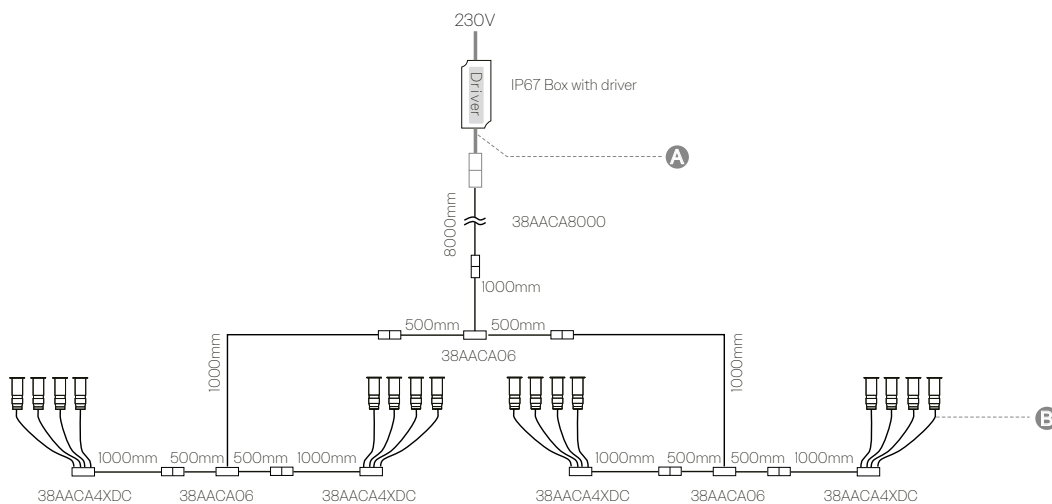


ANTI-CONDENSATION FILLED MATERIALS



QUICK CONNECTOR

CONNECTION DIAGRAM



The maximum allowable distance between points A and B for expansion is 15 meters, without considering voltage drop interference in the distribution.

Power	Luminaire		
	Driver box 24V (ON/OFF)	HALL LED IP67 Piko (1W)	HALL LED IP67 Micro (3W)
12W	38Bxi267	10 pcs	3 pcs
20W	38Bx2067	12 pcs	5 pcs
30W	38Bx3067	26 pcs	8 pcs

HALL LED IP66

ID 38

HALL LED IP66 is a series of outdoor LED downlights for **functional and architectural lighting**, which puts structures in the foreground while staying behind the scenes: thanks to the **built-in driver**, it always manages to offer **elegant** and **compact** solutions.

☑ Features

- Direct emission
- IP 66
- IK 06
- -20°/+40°

💡 Led

- 3000K/4000K
- >90 lm/W; >126 lm/W
- CRI>90
- Eye safety: RG0/RG1
- Mac Adams 3
- L80/B10 >50.000h

🕒 Specifications

- Built-in driver
- CoB LED technology
- MEDIUM AND LARGE: internal reflectors aluminum with emissions: 10°-12°-20°-40°-70°-80°
- ACCENT LIGHT: concentrated beam
- High Wall Washer
- Wide Wall Washer

☐ Body

- Die-cast aluminum

🎨 Colors

- White RAL 9003 wrinkled - code B
- Black RAL 9005 wrinkled - code C8

☆ Certifications

- CE Conformity
- Energy efficiency D
- 5 years warranty

📦 On request

- DALI - code D*
- Emergency 1 hr - code EM*
- Emergency 3 hrs - code EM3H*
- 5000K - code K5*

** Where available*



HALL LED IP66 MEDIUM

Internal aluminum reflectors.

Beam angles: 10°-20°-40°-70°. Cut-off>30°.



Cod. 4000K	Led	lm	Ømm
38VT7K410M66	7W 10°	655	165
38VT7K420M66	7W 20°	655	165
38VT7K440M66	7W 40°	655	165
38VT7K470M66	7W 70°	655	165
38VT18K410M66	18W 10°	1595	165
38VT18K420M66	18W 20°	1595	165
38VT18K440M66	18W 40°	1595	165
38VT18K470M66	18W 70°	1595	165


Cod. 3000K	Led	lm	Ømm
38VT7K310M66	7W 10°	627	165
38VT7K320M66	7W 20°	627	165
38VT7K340M66	7W 40°	627	165
38VT7K370M66	7W 70°	627	165
38VT18K310M66	18W 10°	1529	165
38VT18K320M66	18W 20°	1529	165
38VT18K340M66	18W 40°	1529	165
38VT18K370M66	18W 70°	1529	165

HALL LED IP66 MEDIUM ACCENT LIGHT

AL - Accent Light (concentrating beam).

Transparent glass with internal aluminum reflectors.

Beam angles: 25°-45°-60°-80°. Cut-off>30°.

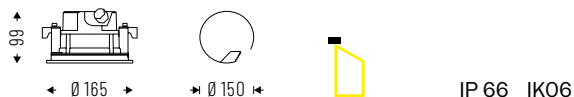


Cod. 4000K	Led	lm	Ømm
38AL13K425M66	13W 25°	1326	165
38AL13K445M66	13W 45°	1326	165
38AL13K460M66	13W 60°	1326	165
38AL13K480M66	13W 80°	1326	165

Cod. 3000K	Led	lm	Ømm
38AL13K325M66	13W 25°	1207	165
38AL13K345M66	13W 45°	1207	165
38AL13K360M66	13W 60°	1207	165
38AL13K380M66	13W 80°	1207	165

HALL LED IP66 MEDIUM HIGH WALL WASHER

HW - High Wall Washer. Transparent glass with high asymmetric lens. Cut-off >30°.



Cod. 4000K	Led	lm	Ømm
38HA13K4M66	13W	1326	165

Cod. 3000K	Led	lm	Ømm
38HA13K3M66	13W	1207	165

HALL LED IP66 MEDIUM WIDE WALL WASHER

WW - Wide Wall Washer. Transparent glass with wide beam asymmetric lens. Cut-off >30°.



Cod. 4000K	Led	lm	Ømm
38WA13K4M66	13W	1326	165

Cod. 3000K	Led	lm	Ømm
38WA13K3M66	13W	1207	165

HALL LED IP66 LARGE

Internal aluminum reflectors: beam angles: 12°-20°-40°-70°.
Cut-off>30°.



Cod. 4000K	Led	lm	Ømm
38VT18K412L66	18W 12°	2316	220
38VT18K420L66	18W 20°	2316	220
38VT18K440L66	18W 40°	2316	220
38VT18K470L66	18W 70°	2316	220
38VT25K412L66	25W 12°	3151	220
38VT25K420L66	25W 20°	3151	220
38VT25K440L66	25W 40°	3151	220
38VT25K470L66	25W 70°	3151	220

Cod. 3000K	Led	lm	Ømm
38VT18K312L66	18W 12°	2240	220
38VT18K320L66	18W 20°	2240	220
38VT18K340L66	18W 40°	2240	220
38VT18K370L66	18W 70°	2240	220
38VT25K312L66	25W 12°	3048	220
38VT25K320L66	25W 20°	3048	220
38VT25K340L66	25W 40°	3048	220
38VT25K370L66	25W 70°	3048	220

ACCESSORIES



HALL LED IP65 MEDIUM
Box for recessed installation
on concrete.

38AABCM



HALL LED IP65 LARGE
Box for recessed installation
on concrete.

38AABCL

HALL LED GROUND

ID 38

The **HALL LED family expands with the GROUND version**, suitable for recessed ground installation to illuminate passageways or green areas.

☑ Features

- IP 67
- IK 10
- -20°C/+40°C
- 20 KN

💡 Led

- 3000K
- >115 lm/W
- CRI >80
- Eye safety: RGO/RGI
- Mac Adams 3
- L80/B10 >50.000h

🕒 Specifications

- CoB LED technology
- MINI AL: polymethacrylate lens, beam angles: 8°-24°-36°
- MINI lx-2x-4x: frosted glass with single, double, quadruple emission. MEDIUM AL: polymethacrylate lens, beam 25°-45°-60°-80°
- MEDIUM HA: intensive asymmetrical lens with internal aluminum reflector
- MEDIUM WA: wide beam asymmetrical lens with internal aluminum reflector

☐ Body

- Aluminum with epoxy powder coating

🎨 Colors

- Stainless steel

★ Certifications

- CE Conformity
- Energy efficiency F - MINI version
- Energy efficiency D - MEDIUM version
- 5 years warranty

📄 On request

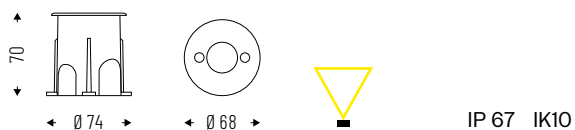
- DALI - code D*
- 4000K - code K4*

** Where available*



HALL LED GROUND _____ MINI ACCENT LIGHT

Internal polymetacrilate lens.
Beam angle: 8°-24°-36°. Cut-off>30°.



IP 67 IK10

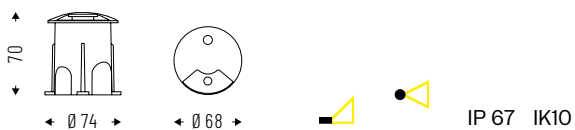


*Remote driver as accessory.
Fixtures supplied with 5m cable.*

Cod.	Led	lm	Ømm
38AL3K38T67	3W 8°	189	68
38AL3K324T67	3W 24°	189	68
38AL3K336T67	3W 36°	189	68

HALL LED GROUND _____ MINI 1x

Satin glass with single emission mask.
Cut-off>30°.



IP 67 IK10

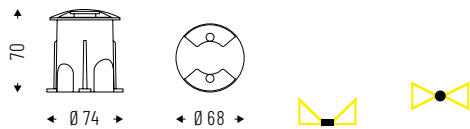


*Remote driver as accessory.
Fixtures supplied with 5m cable.*

Cod.	Led	lm	Ømm
38HS3K3T67	3W	189	68

HALL LED GROUND ___ MINI 2x

Satin glass with double emission mask.
Cut-off >30°.



IP 67 IK10

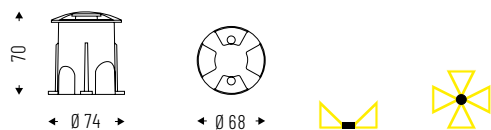


*Remote driver as accessory.
Fixtures supplied with 5m cable.*

Cod.	Led	lm	Ømm
38HD3K3T67	3W	189	68

HALL LED GROUND ___ MINI 4x

Satin glass with quadruple emission mask.
Cut-off >30°.



IP 67 IK10

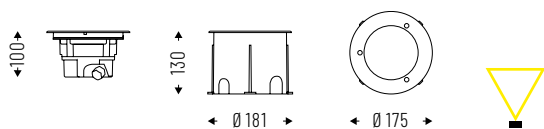


*Remote driver as accessory.
Fixtures supplied with 5m cable.*

Cod.	Led	lm	Ømm
38HQ3K3T67	3W	189	68

HALL LED GROUND ___ MEDIUM ACCENT LIGHT

Internal polymetacrilate lens.
Beam angles: 25°-45°-60°-80°. Cut-off >30°.



IP 67 IK10



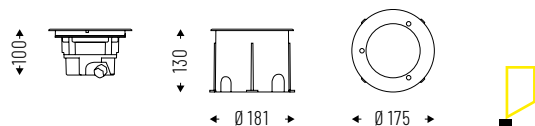
Built-in driver.

Cod.	Led	lm	Ømm
38ALI3K325TM67	13W 25°	1495	175
38ALI3K345TM67	13W 45°	1495	175
38ALI3K360TM67	13W 60°	1495	175
38ALI3K380TM67	13W 80°	1495	175

HALL LED GROUND MEDIUM HIGH WALL WASHER

Internal polymetacrilate lens.

Beam angles: 25°-45°-60°-80°. Cut-off>30°.



IP 67 IK10



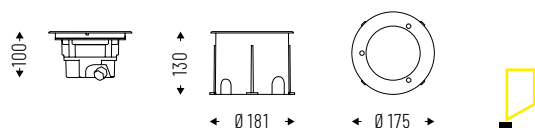
Cod.	Led	lm	Ømm
38HA13K3TM67	13W	1495	175

Built-in driver.

HALL LED GROUND MEDIUM WIDE WALL WASHER

Internal polymetacrilate lens.

Beam angles: 25°-45°-60°-80°. Cut-off>30°.



IP 67 IK10



Cod.	Led	lm	Ømm
38WA13K3TM67	13W	1495	175

Built-in driver.

WALKABOUT

ID 93

arlico

WALKABOUT is the **linear solution** capable of highlighting architectural shapes and textures. Both in the **walk-over version, recessed into the ground, and in the wall or ceiling version**, it has the highest degree of protection (**IP 67**) while the special optics concentrate the luminous flux in a **narrow beam**, even in the **asymmetric version**. The possibility of connecting different length modules of WALKABOUT allows to **create continuous light lines, both on the ground and on the façade**, adapting to different architectural solutions in the outdoor environment.

☑ Features

- Direct emission
- IP 67
- IK 07/IK 09
- 10 kN

💡 Led

- 3000K
- >100lm/W
- CRI >80
- Eye safety: RGO
- Mac Adams 3
- L80/B10 >50.000h

🕒 Specifications

- Remote driver
- Back-screenprinted transparent cover glass
- PMMA optics:
 - Narrow Beam - code NB
 - Wide Beam - code WB
 - Asymmetrical - code AS
 - Double asymmetric - code DAS

📏 Body

- Anodized aluminum

🎨 Colors

- Grey RAL 7035

★ Certifications

- CE Conformity
- Energy efficiency F
- 5 years warranty

📦 On request

- DALI - code D*
- 4000K - code K4*
- RGB*/RGBW*

* Where available

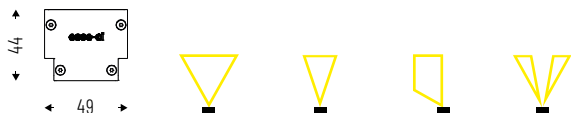


OUTDOOR IP



WALKABOUT

For single installation, with adjustable support.



IP 67 IK07

NARROW BEAM OPTICS - NB

Cod. 3000K	Led	lm	mm
93NB6K3	5.5W	681	276
93NB11K3	11W	1362	526
93NB22K3	22W	2724	1026
93NB33K3	33W	4087	1526

WIDE BEAM OPTICS - WB

Cod. 3000K	Led	lm	mm
93WB6K3	5.5W	697	276
93WB11K3	11W	1394	526
93WB22K3	22W	2788	1026
93WB33K3	33W	4182	1526

ASYMMETRIC OPTICS - AS

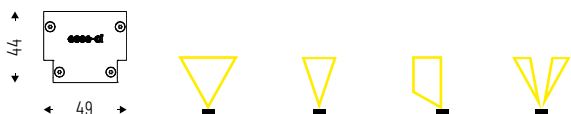
Cod. 3000K	Led	lm	mm
93AS6K3	5.5W	705	276
93AS11K3	11W	1410	526
93AS22K3	22W	2820	1026
93AS33K3	33W	4229	1526

DOUBLE ASYMMETRIC OPTIC - DAS

Cod. 3000K	Led	lm	mm
93DAS6K3	5.5W	689	276
93DAS11K3	11W	1378	526
93DAS22K3	22W	2756	1026
93DAS33K3	33W	4134	1526

WALKABOUT FC

For continuous row installation* with adjustable support.



IP 67 IK07

*Provide an element for single installation, with relative overall dimensions, at the end of the continuous row.

NARROW BEAM OPTICS - NB

Cod. 3000K	Led	lm	mm
93NB6K3FC	5.5W	681	276
93NB11K3FC	11W	1362	526
93NB22K3FC	22W	2724	1026
93NB33K3FC	33W	4087	1526

WIDE BEAM OPTICS - WB

Cod. 3000K	Led	lm	mm
93WB6K3FC	5.5W	697	276
93WB11K3FC	11W	1394	526
93WB22K3FC	22W	2788	1026
93WB33K3FC	33W	4182	1526

ASYMMETRIC OPTICS - AS

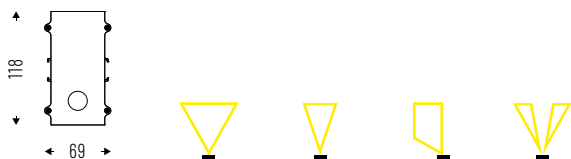
Cod. 3000K	Led	lm	mm
93AS6K3FC	5.5W	705	276
93AS11K3FC	11W	1410	526
93AS22K3FC	22W	2820	1026
93AS33K3FC	33W	4229	1526

DOUBLE ASYMMETRIC OPTIC - DAS

Cod. 3000K	Led	lm	mm
93DAS6K3FC	5.5W	689	276
93DAS11K3FC	11W	1378	526
93DAS22K3FC	22W	2756	1026
93DAS33K3FC	33W	4134	1526

WALKABOUT GROUND

For single walk-over installation.
Recessed box included.



IP 67 IK09

NARROW BEAM OPTICS - NB

Cod. 3000K	Led	lm	mm
93NB6K3G	5.5W	681	287
93NB11K3G	11W	1362	537
93NB22K3G	22W	2724	1037
93NB33K3G	33W	4087	1537

WIDE BEAM OPTICS - WB

Cod. 3000K	Led	lm	mm
93WB6K3G	5.5W	697	287
93WB11K3G	11W	1394	537
93WB22K3G	22W	2788	1037
93WB33K3G	33W	4182	1537

ASYMMETRIC OPTICS - AS


Cod. 3000K	Led	lm	mm
93AS6K3G	5.5W	705	287
93AS11K3G	11W	1410	537
93AS22K3G	22W	2820	1037
93AS33K3G	33W	4229	1537

DOUBLE ASYMMETRIC OPTIC - DAS

Cod. 3000K	Led	lm	mm
93DAS6K3G	5.5W	689	287
93DAS11K3G	11W	1378	537
93DAS22K3G	22W	2756	1037
93DAS33K3G	33W	4134	1537

WALKABOUT GROUND FC

For continuous row walk-over installation*.
Recessed box included.



*Provide an element for single installation, with relative overall dimensions, at the end of the continuous row.

IP 67 IK09

NARROW BEAM OPTICS - NB

Cod. 3000K	Led	lm	mm
93NB6K3GFC	5.5W	681	278
93NB11K3GFC	11W	1362	528
93NB22K3GFC	22W	2724	1028
93NB33K3GFC	33W	4087	1528

WIDE BEAM OPTICS - WB

Cod. 3000K	Led	lm	mm
93WB6K3GFC	5.5W	697	278
93WB11K3GFC	11W	1394	528
93WB22K3GFC	22W	2788	1028
93WB33K3GFC	33W	4182	1528

ASYMMETRIC OPTICS - AS

Cod. 3000K	Led	lm	mm
93AS6ASK3GFC	5.5W	705	278
93AS11ASK3GFC	11W	1410	528
93AS22ASK3GFC	22W	2820	1028
93AS33ASK3GFC	33W	4229	1528

DOUBLE ASYMMETRIC OPTIC - DAS

Cod. 3000K	Led	lm	mm
93DAS6K3GFC	5.5W	689	278
93DAS11K3GFC	11W	1378	528
93DAS22K3GFC	22W	2756	1028
93DAS33K3GFC	33W	4134	1528

ACCESSORIES



Driver ON/OFF IP 67.

93LC13241567
93LC35241567
93LC75241567
93LC100241567



Junction kit for walk-over recessed box.

93AA11CC



Removal kit for Walkabout Ground/FC.

93AATLCC

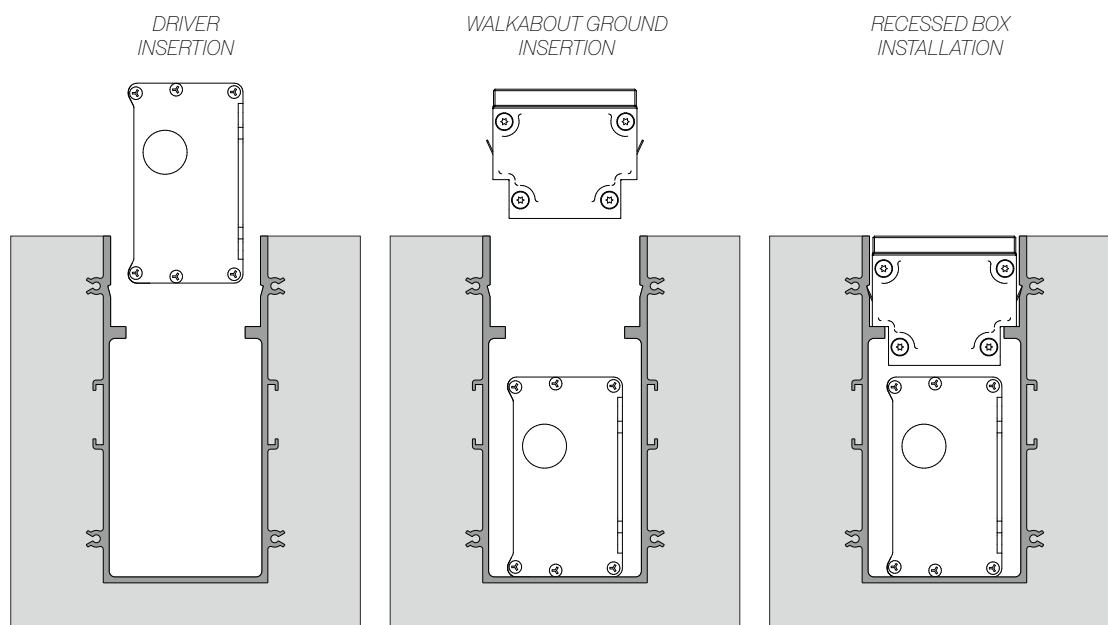


Plates kit for driver mounting on Walkabout/FC bar.

93AABD

TECHNICAL NOTES

GROUND INSTALLATION WITH WALKABLE OUTER CASING FOR WALKABOUT GROUND AND WALKABOUT GROUND FC MODEL



Thanks to a refined combination of materials and light emission **KERÌ gives originality to the cylinder**, the traditional shape of architectural outdoor lighting. The efficient lighting source offers a delicate indirect emission thanks to a reflector that collects the light and spread it through a satin glass. It is possible to **combined this smooth indirect light** with a **defined direct beam** thanks to a split on the base which also frees the downlight core for new vibrant lights. As **ceiling, wall and pendant light**, **KERÌ** is available in **two different sizes** with a modern decorative shade that gives personality to further play of light.

☑ Features

- Direct emission
- Direct/indirect emission
- IP 65
- IK 06

💡 Led

- 3000K/4000K
- >125 lm/W
- CRI>90
- Eye safety: RG0/RG1
- Mac Adams 3
- L80/B10 >50.000h

🕒 Specifications

- LED CoB technology
- Built-in driver

📦 Body

- Die-cast aluminum

🎨 Colors

- White RAL 9003 wrinkled - code W
- Black RAL 9005 wrinkled - code BK

☆ Certifications

- CE Conformity
- Energy efficiency E
- 5 years warranty

📦 On request

- DALI - code D*
- 2700K - code K27*
- 5000K - code K5*
- MINI version: Ø 60mm*

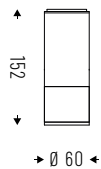
* Where available





KERÌ MINI IN

Indirect emission with glass diffuser.



IP 65

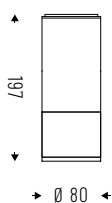


Cod. 4000K	Led	lm	Ømm
60IN6VOK4MN	6W 15°	441	60
60IN9VOK4MN	9W 15°	662	60

Cod. 3000K	Led	lm	Ømm
60IN6VOK3MN	6W 15°	412	60
60IN9VOK3MN	9W 15°	619	60

KERÌ SMALL IN

Indirect emission with glass diffuser.



IP 65

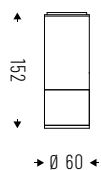


Cod. 4000K	Led	lm	Ømm
60INI2VOK4S	12W 15°	1066	80
60INI7VOK4S	17W 15°	1466	80

Cod. 3000K	Led	lm	Ømm
60INI2VOK3S	12W 15°	996	80
60INI7VOK3S	17W 15°	1370	80

KERI MINI DI

Direct/indirect emission with glass diffusor.



IP 65

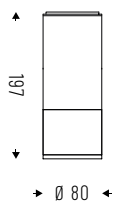


Cod. 4000K	Led	lm	Ømm
60DI6VOK4MN	6W 15°	441	60
60DI9VOK4MN	9W 15°	662	60

Cod. 3000K	Led	lm	Ømm
60DI6VOK3MN	6W 15°	412	60
60DI9VOK3MN	9W 15°	619	60

KERI SMALL DI

Direct/indirect emission with glass diffusor.



IP 65



Cod. 4000K	Led	lm	Ømm
60DI12VOK4S	12W 15°	1066	80
60DI17VOK4S	17W 15°	1466	80

Cod. 3000K	Led	lm	Ømm
60DI12VOK3S	12W 15°	996	80
60DI17VOK3S	17W 15°	1370	80

ACCESSORIES



Ceiling kit for suspended installation with 5 pole power rose and 3000mm cable.

60AA165PMN



IP65 ceiling kit for suspended installation with 5 pole power rose and 3000mm cable.

60AA165PMNIP



Decorative reflector
ø 300mm for MINI and
ø 400mm for SMALL.
Available colours:
grey/white/black,
special colors on request.

60AA300G
60AA300W
60AA300BK
60AA400G
60AA400W
60AA400BK

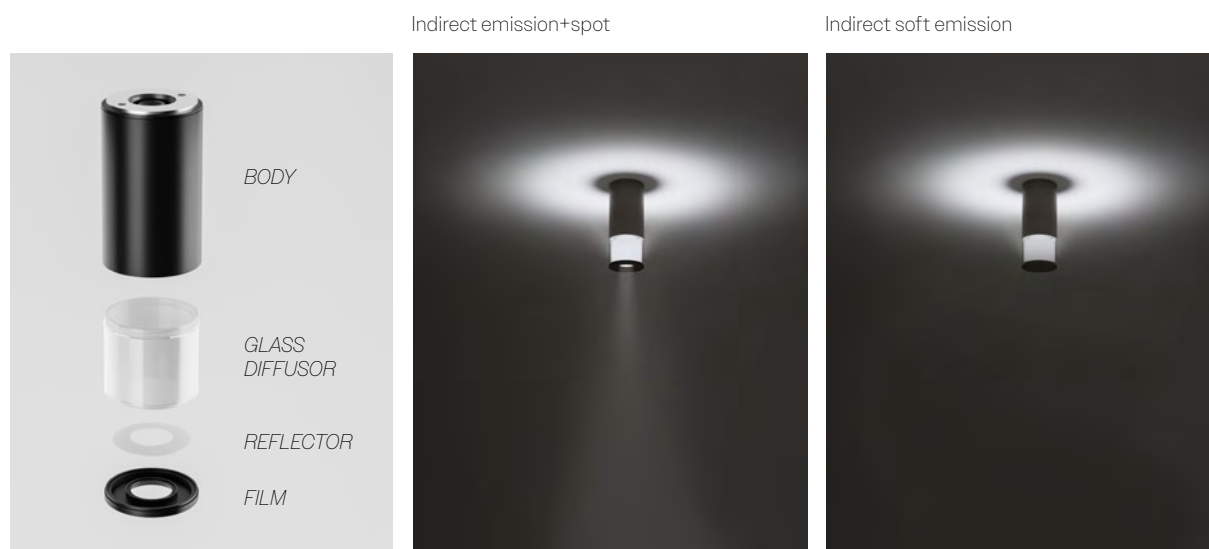


Wall installation kit.

60AA15MN
60AA15S

TECHNICAL NOTES

Indirect emission through the glass can be enhanced by direct emission from the spot.



HALL LED CEILING IP65

ID 28

arlico

HALL LED CEILING IP65 extends HALL collection for external use with a **high performance downlight**, characterized by a minimal die-cast aluminum housing in a durable matt textured power coated finish. As standard the range features **integrated drivers** making the product both **simple to install and compact in size**. The high ingress protection rating of IP65 makes this an ideal product for any wet area application including the outdoor environment.

☑ Features

- Direct emission
- IP 65
- IK 06

💡 Led

- 3000K/4000K
- >125 lm/W
- CRI>90
- Eye safety: RGO/RGI
- Mac Adams 3
- L80/B10 >50.000h

🕒 Specifications

- LED CoB technology
- Built-in driver
- SMALL: internal aluminum reflectors beam angles: 10°-20°-40°-50°
- MEDIUM and LARGE: internal reflectors aluminum with beam angles: 10°-12°-20°-40°-70°

📦 Body

- Die-cast aluminum

🌈 Colors

- White RAL 9003 wrinkled - code W
- Black RAL 9005 wrinkled - code BK

★ Certifications

- CE Conformity
- Energy efficiency E
- 5 years warranty

📦 On request

- DALI - code D*
- 2700K - code K27*
- 5000K - code K5*
- MINI version: Ø 60mm*

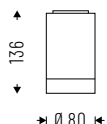
* Where available



OUTDOOR IP

HALL LED CEILING IP65 SMALL

Internal aluminum reflectors. Beam angles: 10°-20°-40°-50°.
Cut-off>30°.



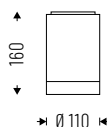
IP 65 IK06

Cod. 4000K	Led	lm	Ømm
28VT13K410S65	13W 10°	1152	80
28VT13K420S65	13W 20°	1152	80
28VT13K440S65	13W 40°	1152	80
28VT13K450S65	13W 50°	1152	80
28VT18K410S65	18W 10°	1595	80
28VT18K420S65	18W 20°	1595	80
28VT18K440S65	18W 40°	1595	80
28VT18K450S65	18W 50°	1595	80

Cod. 3000K	Led	lm	Ømm
28VT13K310S65	13W 10°	1104	80
28VT13K320S65	13W 20°	1104	80
28VT13K340S65	13W 40°	1104	80
28VT13K350S65	13W 50°	1104	80
28VT18K310S65	18W 10°	1529	80
28VT18K320S65	18W 20°	1529	80
28VT18K340S65	18W 40°	1529	80
28VT18K350S65	18W 50°	1529	80

HALL LED CEILING IP65 MEDIUM

Internal aluminum reflectors. Beam angles: 10°-20°-40°-70°.
Cut-off>30°.



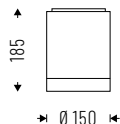
IP 65 IK06

Cod. 4000K	Led	lm	Ømm
28VT18K410M65	18W 10°	2316	110
28VT18K420M65	18W 20°	2316	110
28VT18K440M65	18W 40°	2316	110
28VT18K470M65	18W 70°	2316	110
28VT25K410M65	25W 10°	3151	110
28VT25K420M65	25W 20°	3151	110
28VT25K440M65	25W 40°	3151	110
28VT25K470M65	25W 70°	3151	110

Cod. 3000K	Led	lm	Ømm
28VT18K310M65	18W 10°	2154	110
28VT18K320M65	18W 20°	2154	110
28VT18K340M65	18W 40°	2154	110
28VT18K370M65	18W 70°	2154	110
28VT25K310M65	25W 10°	2930	110
28VT25K320M65	25W 20°	2930	110
28VT25K340M65	25W 40°	2930	110
28VT25K370M65	25W 70°	2930	110

HALL LED CEILING IP65 LARGE

Internal aluminum reflectors. Beam angles: 12°-20°-40°-70°.
Cut-off>30°.



IP 65 IK06

Cod. 4000K	Led	lm	Ømm
28VT35K412L65	35W 12°	4029	150
28VT35K420L65	35W 20°	4029	150
28VT35K440L65	35W 40°	4029	150
28VT35K470L65	35W 70°	4029	150
28VT38K412L65	38W 12°	4214	150
28VT38K420L65	38W 20°	4214	150
28VT38K440L65	38W 40°	4214	150
28VT38K470L65	38W 70°	4214	150
28VT52K412L65	52W 12°	5647	150
28VT52K420L65	52W 20°	5647	150
28VT52K440L65	52W 40°	5647	150
28VT52K470L65	52W 70°	5647	150

Cod. 3000K	Led	lm	Ømm
28VT35K312L65	35W 12°	3624	150
28VT35K320L65	35W 20°	3624	150
28VT35K340L65	35W 40°	3624	150
28VT35K370L65	35W 70°	3624	150
28VT38K312L65	38W 12°	3813	150
28VT38K320L65	38W 20°	3813	150
28VT38K340L65	38W 40°	3813	150
28VT38K370L65	38W 70°	3813	150
28VT52K312L65	52W 12°	5109	150
28VT52K320L65	52W 20°	5109	150
28VT52K340L65	52W 40°	5109	150
28VT52K370L65	52W 70°	5109	150

TERES IP66

ID 14

Perfectly complementing the already extensive TERES interiors collection, **TERES IP66 high ingress protection rating makes it perfect for outdoor environment, gardens, planters and accent lighting for signs and architecture.** The **built-in driver** and the dedicated connection compartment ensure the product is easy to install. The range of beam angles and graduated pointing system is designed for easy and precise focusing. The product can either be mounted directly on surfaces or attached to a spike mount, for a more flexible ground installation.

☑ Features

- Adjustable emission
- IP 66
- IK 06
- -20°C/+40°C

💡 Led

- 3000K
- >108 lm/W; >120 lm/W
- CRI>90
- Eye safety: RGO/RGI
- Mac Adams 3
- L80/B10 >50.000h

⊙ Specifications

- Built-in driver
- Internal aluminum reflectors, beam angles: 10°-20°-40°-50°-70°

☐ Body

- Aluminum with epoxy powder coating

🎨 Colors

- White RAL 9003 wrinkled - code W
- Black RAL 9005 wrinkled - code BK
- Anthracite grey - code GA
- Corten bronze - code BC

☆ Certifications

- CE Conformity
- Energy efficiency E
- 5 years warranty



⇄ Related products

- Teres (p. 224)
- Teres Exte (p. 231)
- Teres Micro Zoom (p. 178)

📦 On request

- 2700K - code K27*
- 4000K - code K4*
- 5000K - code K5*

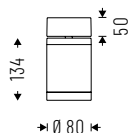
* Where available



TERES IP66 SMALL

Internal aluminum reflectors.

Beam angles: 10°-20°-40°-50°.



IP 66 IK06

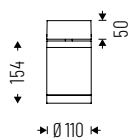


Cod. 3000K	Led	lm	Ømm
14VT18K310S66	18W 10°	1945	80
14VT18K320S66	18W 20°	1945	80
14VT18K340S66	18W 40°	1945	80
14VT18K350S66	18W 50°	1945	80

TERES IP66 MEDIUM

Internal aluminum reflectors.

Beam angles: 10°-20°-40°-70°.



IP 66 IK06



Cod. 3000K	Led	lm	Ømm
14VT31K310M66	31W 10°	3286	110
14VT31K320M66	31W 20°	3286	110
14VT31K340M66	31W 40°	3286	110
14VT31K370M66	31W 70°	3286	110

ACCESSORIES



TERES IP66 SMALL
Ground installation spike.

14AA21S



TERES IP66 SMALL
Adapter with belt
for tree mount.

14AA18S



TERES IP66 SMALL
Wall arm connection,
length 700mm.

14AA15S



TERES IP66 MEDIUM
Ground installation spike.

14AA21M



TERES IP66 MEDIUM
Adapter with belt
for tree mount.

14AA18M



TERES IP66 MEDIUM
Wall arm connection,
length 700mm.

14AA15M

TECHNICAL NOTES



Graduated adjustment.



Osmotic valve.



Holes for the rainwater drainage.

CLOU enlarges with **unlimited creative solutions the outdoor light**. A **bollard, wall** or **ceiling** element, CLOU is designed to illuminate green areas and semi-open spaces with a modern and brilliant design. The structure is composed by an extruded petal profile with three grooves, where you can install silicone strip that, combined with spots, grant you to play in an amazing way with the light. Moreover, an overlapping junction can be applied to CLOU body to allow you to **create a dynamic weaving profile with different directions in the space** to obtain an even more refined and **personalized lighting composition**.

☑ Features

- IP 66
- IK 06
- -20°C/+40°C

💡 Led

- 3000K
- >108 lm/W; >120 lm/W
- CRI>90
- Eye safety: RG0/RGI
- Mac Adams 3
- L80/B10 >50.000h

📏 Specifications

- Pc lens, beam angles: 15°-50°
- Silicone strip 7W/m

📦 Body

- Aluminum with epoxy powder coating

🎨 Colors

- White RAL 9003 wrinkled - code W
- Black RAL 9005 wrinkled - code BK
- Corten Bronze - code BC
- Green RAL 6036 - code VR

★ Certifications


- CE Conformity
- Energy efficiency D
- 5 years warranty

📦 On request

- 2700K - code K27*
- 4000K - code K4*

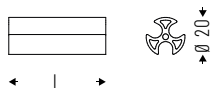
* Where available





CLOU ARM

Extruded aluminum profile.



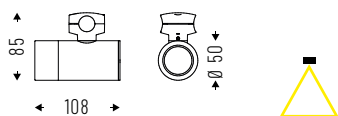
IP 66

Cod.	Lmm
59AA700	700
59AA1000	1000
59AA2000	2000
59AA3000	3000

CLOU SPOT

PC lens beam angle 15°-50°.

Single cable entry. Driver built-in.



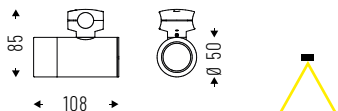
IP 66

Cod. 3000K	Led	lm	Ømm
59PC7K315	7W 15°	420	50
59PC7K350	7W 50°	420	50

CLOU SPOT MID

PC lens beam angle 15°-50°.

Double cable exit for in/out wiring. Driver built-in.



IP 66

Cod. 3000K	Led	lm	Ømm
59PC7K315M	7W 15°	420	50
59PC7K350M	7W 50°	420	50

CLOU ROUND STRIP

Silicone Led strip 7W/m.



IP 66

Cod. 3000K	Led	lm	Lmm
59SL7K360	7W/m	280lm/m	600
59SL7K390	7W/m	280lm/m	900
59SL7K3200	7W/m	280lm/m	2000
59SL7K3500	7W/m	280lm/m	5000

ACCESSORIES



Wall mounting element with end cap.

59AA14



Wall mounting element extension.

59AA14L



Wall mounting element 1 way.

59AA05



Cable connection.

59AA11



Cable with double connector for spot, length 500/1000/1500mm..

59ACA500
59ACA1000
59ACA1500



Driver box 24V IP67
30-60-100W 24V.

59BX3067
59BX6067
59BX10067



Driver ON/OFF IP 67
30-60-100W 24V.

59LC3024IS67
59LC6024IS67
59LC10024IS67

TECHNICAL NOTES



Clou can be used as garden light with different length.



Can combine spotlight with diffused light.

GLEIS is the **adjustable direct-indirect emission** outdoor wall luminaire. Thanks to **two rotating elements**, perfectly integrated within its body and the **high-performance concentrating optics**, the light flux can be flexibly oriented to create different light effects. With an extremely compact body and a modern and minimal design available in different colors, GLEIS integrates perfectly into any environment. **From Wall Washer to spotlight with a touch:** GLEIS is the perfect solution to flexibly illuminate walls and passageways in outdoor environments at the same time.

☑ Features

- Direct/indirect emission
- IP 66

💡 Led

- 3000K/4000K
- >100lm/W
- CRI>90
- Eye safety: RGO
- Mac Adams 3
- L80/B10 >50.000h

🕒 Specifications

- Built-in driver
- Adjustable concentrating optics and independent with UGR<22

📦 Body

- Aluminum with epoxy powder coating

🎨 Colors

- White RAL 9003 wrinkled - code W
- Black RAL 9005 wrinkled - code BK
- Anthracite grey - code GA
- Corten bronze - code BC

★ Certifications

- CE Conformity
- Energy efficiency F
- 5 years warranty

📦 On request

- DALI - code D
- Bluetooth - code BT*

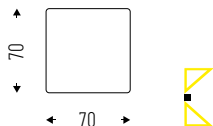
* Where available





GLEIS

Concentrating optics for direct and indirect emission, independent and rotating (90°).



IP 66

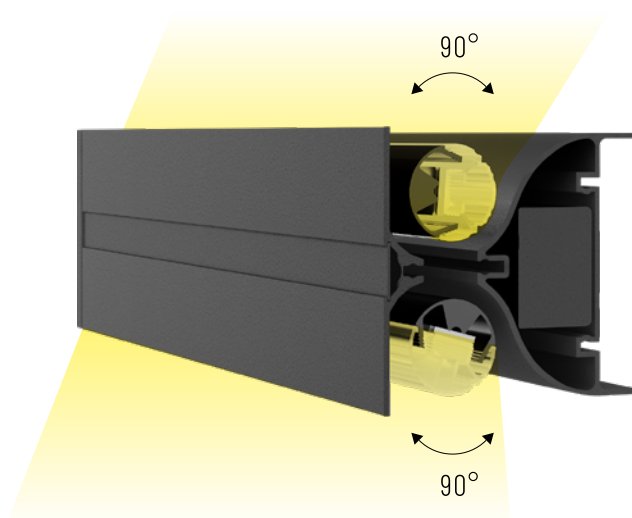
Cod. 4000K	Led	lm	mm
6IDI12K4	12W	1068	340
6IDI24K4	24W	2136	620
6IDI36K4	36W	3204	900
6IDI48K4	48W	4272	1180
6IDI60K4	60W	5340	1463

Cod. 3000K	Led	lm	mm
6IDI12K3	12W	950	340
6IDI24K3	24W	1901	620
6IDI36K3	36W	2851	900
6IDI48K3	48W	3802	1180
6IDI60K3	60W	4752	1463

TECHNICAL NOTES

ROTATING ELEMENTS ADJUSTMENT

The concentrating optics, mounted on rotating elements, allow the luminous flux to be directed independently by 90 degrees towards the wall - for a Wall Washer effect - or towards the outside - with a spotlight function - to illuminate walls, paths or areas at the same time passing.



NOBIS's family is designed for **wall and ceiling installation**, declined also in **bollard, ground, semi-recessed and USB versions**. The sliding optical system allows to direct the beam and thanks to the **endless possibilities of colors** of the cover this family is the ideal solution in every context.

☑ Features

- Direct emission
- IP 66
- IK 07
- -20°/+40°

💡 Led

- 3000K
- >52 lm/W
- CRI>90
- Eye safety: RGO/RGI
- Mac Adams 3
- L80/B10 >50.000h

⊙ Specifications

- Built-in driver
- Satin polycarbonate diffuser

☐ Body

- Shockproof, antistatic technopolymer with an exclusive treatment that guarantees a homogeneous emission over the entire surface

🎨 Colors

- White RAL 9003 wrinkled - code W
- Black RAL 9005 wrinkled - code BK
- Anthracite grey - code GA
- Corten bronze - code BC


☆ Certifications


- CE Conformity
- Energy efficiency E
- 5 years warranty

📦 On request

- 4000K - code K4*

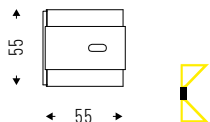
* Where available





NOBIS__MINI

Satin polycarbonate diffuser.



IP 66 IK07

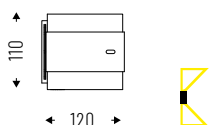


Equipped with 2000mm cable.

Cod. 3000K	Led	lm	Lmm
90PC3K366	3W	208	55

NOBIS__

Satin polycarbonate diffuser.



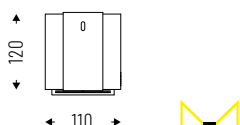
IP 66 IK07



Cod. 3000K	Led	lm	Lmm
90PC13K366	13W	696	110

NOBIS__USB

Satin polycarbonate diffuser screen with power button and color temperature selection between 2700K/3500K/4500K.



IP 66 IK07

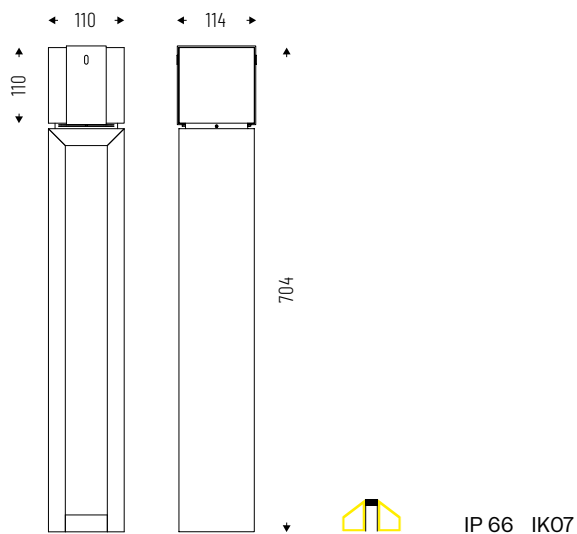


Device with built-in batteries, rechargeable via USB socket. 5h autonomy.

Cod. 3000K	Led	lm	Lmm
90PC2USB66	2W	140	110

NOBIS BOLLARD

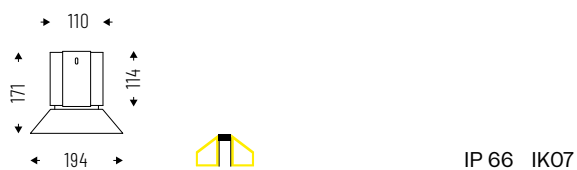
Satin polycarbonate diffuser.



Cod. 3000K	Led	lm	Lmm
90PC13K3B66	13W	696	704

NOBIS GROUND

Satin polycarbonate diffuser.



Cod. 3000K	Led	lm	Lmm
90PC13K3G66	13W	696	110 (194)

ACCESSORIES



NOBIS MINI
Box for semi-recessed
wall installation.

90AA19






NOBIS
Box for semi-recessed
wall installation.

90AA19S

TECHNICAL NOTES

ADJUSTABLE COVER



SCOUT is an architectural element with **refined style** able to offer a new solution for the outdoor world, with a look always attentive to aesthetic and a **design focused on innovation and new technologies**. What makes SCOUT aesthetically interesting is the peculiarity of the **diffuser: totally invisible when turned off and evenly lit when turned on**, thanks to micro-incisions that are affected by the light source, ensuring **high visual comfort** and **uniform outwards emission**.

☑ Features

- Direct emission
- IP 66
- IK 06
- -20°C+40°C

💡 Led

- 3000K
- >100lm/W
- CRI>90
- Eye safety: RGO
- Mac Adams 3
- L80/B10 >50.000h

🕒 Specifications

- Built-in driver
- Backlight plexiglass diffuser
- Backlight LGP (Light Guide Panel)

📦 Body

- Die-cast aluminum with epoxy powder coating

🎨 Colors

- White RAL 9003 wrinkled - code W
- Black RAL 9005 wrinkled - code BK
- Anthracite grey - code GA
- Corten bronze - code BC

☆ Certifications

- CE Conformity
- Energy efficiency F
- 5 years warranty

📄 On request

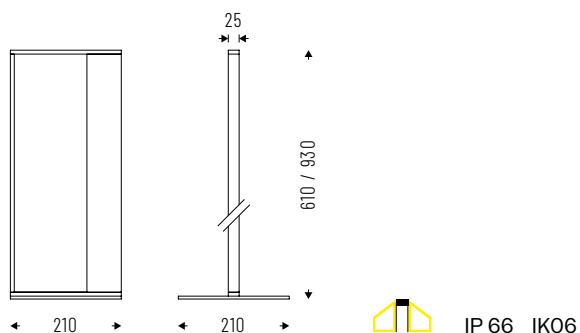
- 2700K - code K27*
- 4000K - code K4*
- 5000K - code K5*

** Where available*



SCOUT

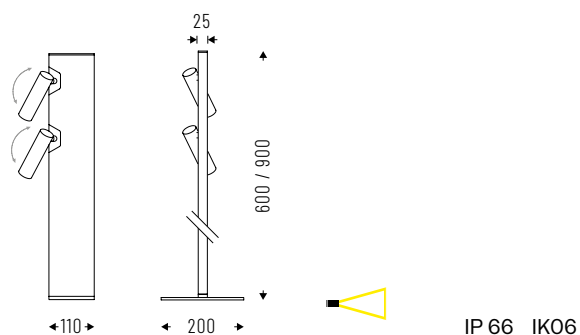
LGP (Light Guide Panel) diffuser in backlight plexiglass with microncisions, designed to ensure uniform emission of light outwards.



Cod. 3000K	Led	lm	Lmm
91PC9K366	9W	180	610
91PC13K3L66	13W	260	930

SCOUT SPOT

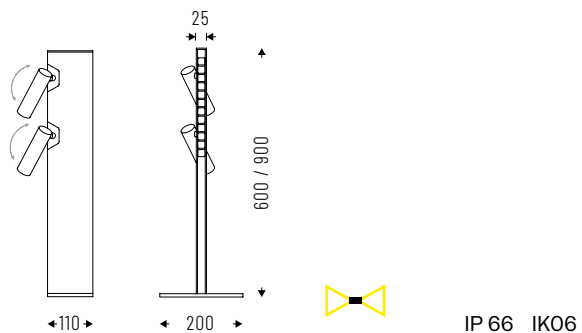
Double adjustable spot, beam angle: 35°.



Cod. 3000K	Led	lm	Lmm
91AA23K366	2x3W	374	600
91AA23K3L66	2x3W	374	900

SCOUT SPOT DOUBLE EMISSION

Double spot with 35° beam angle and asymmetrical ground oriented back emission.



Cod. 3000K	Led	lm	Lmm
91DI3S23K366	3W+2x3W	60+374	600
91DI5S23K3L66	5W+2x3W	100+374	900

MAGIS FLOOD

ID 92

arlico

MAGIS FLOOD is a range of indoor and outdoor **IP66 luminaires designed for use in ambitious sports or large areas.** The wide range of optics, combined with the wide range of powers, makes it an extremely versatile floodlight.

☑ Features

- Direct emission
- IP 66
- IK 08
- -30°/+45°

💡 Led

- 4000K
- >125 lm/W
- CRI >80
- Eye safety: RGO/RGI
- Mac Adams 3
- L80/B10 >50.000h

🕒 Specifications

- Built-in driver
- NBE: concentrating polycarbonate lens
- WBE: diffusing polycarbonate lens
- AS: polycarbonate lens with asymmetrical emission
- HW: polycarbonate lens with intensive asymmetric emission

📦 Body

- Die cast aluminum with epoxy powder coating

🎨 Colors

- Double color: Light grey RAL 7035/Black RAL 9017
- One color: Black RAL 9017 - code BK

★ Certifications

- CE Conformity
- Energy efficiency D
- 5 years warranty

📦 On request

- DALI - code D
- 3000K - code K3*
- 5000K - code K5*

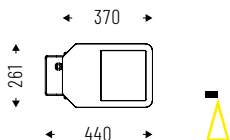
* Where available



OUTDOOR IP

MAGIS FLOOD MEDIUM NBE

Polycarbonate lens with narrow emission.

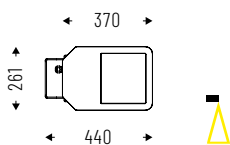


IP 66 IK08

Cod. 4000K	Led	lm	mm
92NBE100K4M	100W	13100	261x440
92NBE150K4M	150W	19620	261x440

MAGIS FLOOD MEDIUM AS

Polycarbonate lens with asymmetric emission.

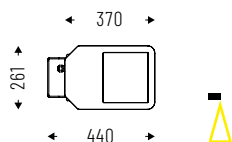


IP 66 IK08

Cod. 4000K	Led	lm	mm
92ASI100K4M	100W	12535	261x440
92ASI150K4M	150W	18803	261x440

MAGIS FLOOD MEDIUM WBE

Polycarbonate lens with diffusing emission.

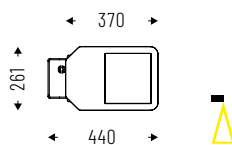


IP 66 IK08

Cod. 4000K	Led	lm	mm
92WBE100K4M	100W	13625	261x440
92WBE150K4M	150W	20438	261x440

MAGIS FLOOD MEDIUM HW

Polycarbonate lens with high Wall Washer emission.

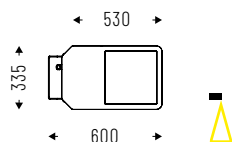


IP 66 IK08

Cod. 4000K	Led	lm	mm
92HW100K4M	100W	12535	261x440
92HW150K4M	150W	18803	261x440

MAGIS FLOOD LARGE NBE

Polycarbonate lens with narrow emission.

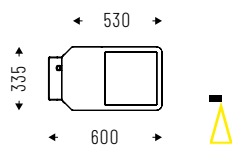


IP 66 IK08

Cod. 4000K	Led	lm	mm
92NBE200K4L	200W	27200	335x600
92NBE250K4L	250W	33900	335x600
92NBE300K4L	300W	40680	335x600

MAGIS FLOOD LARGE AS

Polycarbonate lens with asymmetric emission.

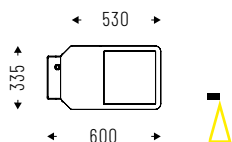


IP 66 IK08

Cod. 4000K	Led	lm	mm
92AS200K4L	200W	25990	335x600
92AS250K4L	250W	32488	335x600
92AS300K4L	300W	38985	335x600

MAGIS FLOOD LARGE WBE

Polycarbonate lens with diffusing emission.

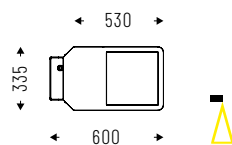


IP 66 IK08

Cod. 4000K	Led	lm	mm
92WBE200K4L	200W	28250	335x600
92WBE250K4L	250W	35313	335x600
92WBE300K4L	300W	42375	335x600

MAGIS FLOOD LARGE HW

Polycarbonate lens with high Wall Washer emission.



IP 66 IK08


Cod. 4000K	Led	lm	mm
92HW200K4L	200W	25990	335x600
92HW250K4L	250W	32488	335x600
92HW300K4L	300W	38985	335x600

ACCESSORIES



Protection grid.

92AAGPM - MEDIUM
92AAGPL - LARGE




Eyelid for glare control.

92AAVIM - MEDIUM
92AAVIL - LARGE



Wall corner bracket.

92AASP



Pole fixing kit.

92AATP

LIGHT MANAGEMENT

MANAGEMENT SYSTEMS	382
DIMKIT-28	384
DALI BASIC	385
DIMKIT-13	386
DIMKIT-BT	388
DIMKIT HCL-BT	389
DALI STAND-ALONE ELEMENTS	390
DALI-2 STAND-ALONE ELEMENTS	392
BLUETOOTH/CASAMBI STAND-ALONE ELEMENTS	394

LIGHT MANAGEMENT

Lighting fixtures are increasingly technological and at the service of the user. Thanks to modern light management systems that also allow information retrieval, the **luminaires** become part of a plant infrastructure that **help us save energy, improve comfort and “map” the system** by interacting with its users. **Esse-Ci has developed light management solutions** that can be installed independently (stand alone) and connected (wired or wireless) or solutions totally integrated into the luminaires.



MANAGEMENT SYSTEMS

ON/OFF PRESENCE SENSOR

High quality **stand alone on/off sensor for presence control** in semi-automatic mode. It includes an intelligent photocell to prevent power-on when natural light is available.

Thanks to the **remote control** it is possible **to set and memorize different programs**.

INTERFACE	WIRING	TARGET	FEATURES
DIMKIT-28	Wired	Offices/schools Small and medium areas	<ul style="list-style-type: none"> • Manual • Presence • Natural light sensor • Programmable

DALI-2



The **DALI/DALI-2 protocol** allows **maximum flexibility and adaptability** in lighting control via software, without

modifying the hardware. The devices can be easily managed even after installation, allowing the automation of the system.

INTERFACE	WIRING	TARGET	FEATURES
DALI BASIC Switch-dim link	Wired	Offices/schools Small and medium areas	<ul style="list-style-type: none"> • Manual • Up to 35 devices
DIMKIT-13	Wired	Offices/schools Small and medium areas	<ul style="list-style-type: none"> • Manual • Presence • Constant light • Up to 20 DALI addresses on 2 channels (10+10) with offset functionality

BLUETOOTH CASAMBI



Bluetooth on Casambi standard allows to manage the **network of devices or wireless sensors** (eg presence/light sensors) through a **remote control from the app**. The same network can contain **127 nodes**, with the possibility of controlling multiple networks simultaneously. Each node can

talk to another in the **BT coverage area up to a maximum of 50m**. **System security** is guaranteed by encrypted protocols between the individual Casambi units. Each request is based on user privileges and is uniquely authenticated between smartphones/tablets and Casambi devices.

INTERFACE	WIRING	TARGET	FEATURES
DIMKIT BT	Wireless	Offices/schools Small and medium areas	<ul style="list-style-type: none"> • Manual • Presence • Constant light • With free dedicated iOS and Android management app • Up to 127 nodal points

HCL: HUMAN CENTRIC LIGHT



Latest generation **tunable white LED technology** allows the management of **adjustable color temperatures** along the Planck curve, from **2700K to 6500K**, from a warm light to a cold light. The **HCL system reproduces**

the natural rhythms of light in every interior space, resulting in numerous benefits for the human body: regularization of the biorhythm, improved mood and increased productivity.

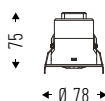
INTERFACE	WIRING	TARGET	FEATURES
DIMKIT HCL-BT	Wired	Offices, schools, retail, hospitals	<ul style="list-style-type: none"> • Manual • Presence • Constant light • With free dedicated management app for iOS • Up to 40 addresses DALI dt8

DIMKIT-28 ON/OFF PRESENCE SENSOR

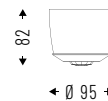
DIMKIT-28 includes a high quality stand alone on/off sensor designed for presence control in semi-automatic mode. The intelligent photocell prevents power-on when natural light is available. The **setting** and adjustment of the sensor are carried out using a **remote control**, which allows to store common settings for multiple devices. For recessed or ceiling installation.



DIMKIT28



DIMKIT28P



IP 20

Cod.
DIMKIT28

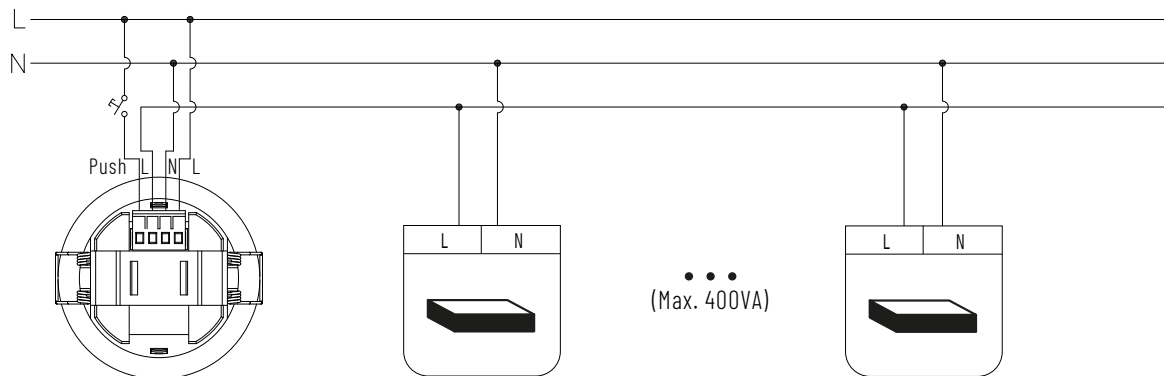
Recessed version sensor.

Cod.
DIMKIT28P

Ceiling version sensor.

TECHNICAL NOTES

CONNECTION DIAGRAM



ACCESSORIES




Programmable remote control with memorization of different settings, for a simplified management of sensors.

DIMKIT28PROG

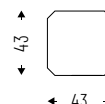
DALI BASIC SWITCH-DIM CONNECTION

DALI BASIC is a dimmer with push button control for LED fixtures **via DALI/DALI-2 protocol**, for dimming from **1 to 100%**. The control unit allows to control a maximum of **35 dimmable** fixtures via button. Connected directly to the button, it allows the following functions:

- a short press to turn on and off
- a long press to increase or decrease the light intensity.



IP 20 

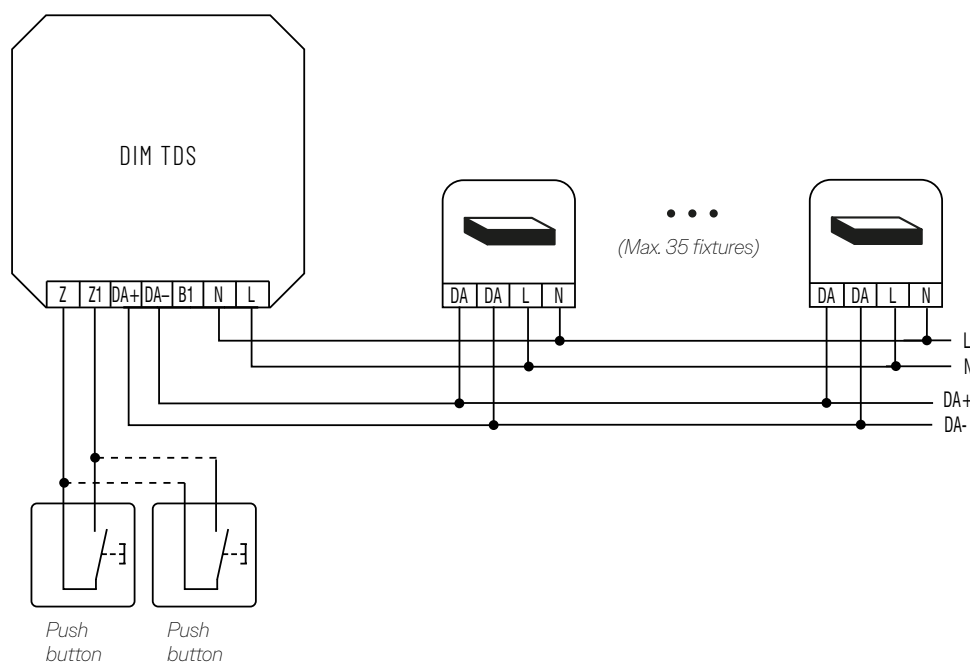


Cod.

DIMTDS

TECHNICAL NOTES

CONNECTION DIAGRAM



DIMKIT-13

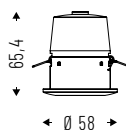
DIMKIT-13 includes a sensor for automatic adjustment with constant light function, presence detection and push button control of up to 20 DALI drivers. An easy to use and affordable automatic light management system with motion detector. It controls **two groups of up to 10 DALI** addresses each and allows the **management of the offset between groups 1 and 2.**

When the sensor detects a movement, it activates a profile and activates the fixtures, which automatically adjust according to natural light. Connected devices can also be turned on and off with a button or optional remote control.

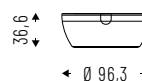
To program the system a DIMILD2PROG infrared programmer is requested.



SENSILD2M



SENSILD2MP



IP 20  

Cod.
DIMKIT13

Recessed version sensor.

Cod.
DIMKIT13P

Ceiling version sensor.



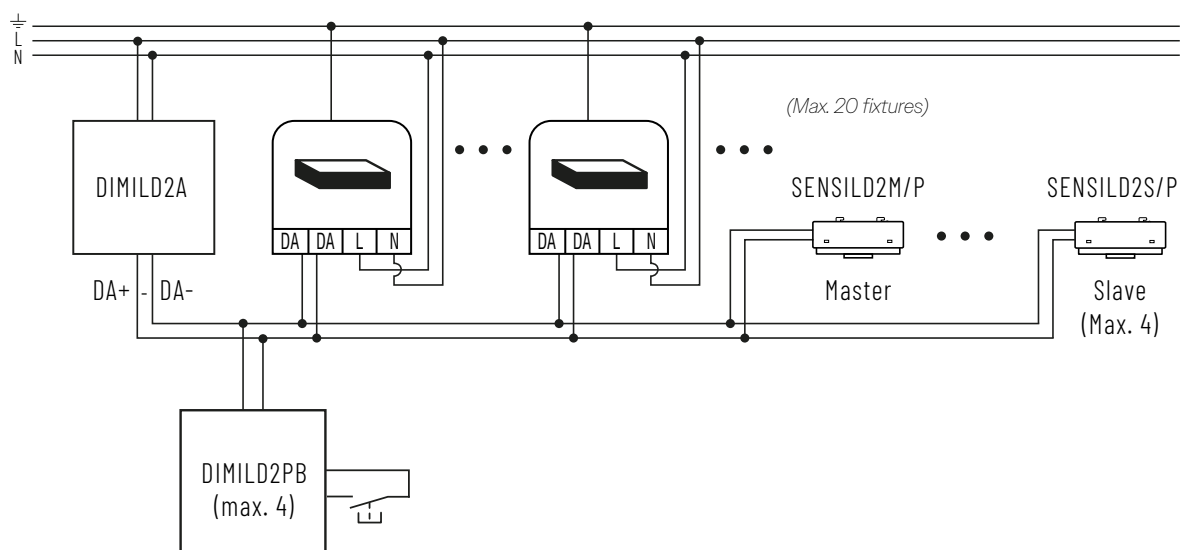
DIMILD2A



DIMILD2PB

TECHNICAL NOTES

CONNECTION DIAGRAM



ACCESSORIES



Sensor with automatic adjustment, constant light and presence detection functions. Recessed version (slave).

SENSILD2S



Sensor with automatic adjustment, constant light and presence detection functions. Ceiling version (slave).

SENSILD2SP



Infrared remote control for programming. Setting of predefined parameters and programmable functions.

DIMILD2PROG



Infrared remote control for switching on and off, with manual or automatic light intensity adjustment.

DIMRCILD2



Button interface for control points extension, for DIMKIT-13 and DIMKIT-13P.

DIMIL2PB

DIMKIT-BT

DIMKIT-BT allows control via Casambi Ready Bluetooth protocol with wireless system. It allows to adjust lighting according to ambient light and presence detection. It can also be managed wirelessly via **Android and iOS** devices as it automatically forms a wireless communication network of **up to 250 nodes**. Powered by the mains, it can be installed recessed or on the ceiling, using the relative accessories. The sensors feature passive **infrared technology** with shutters included, to optimize the detection area of the sensor according to different schemes.

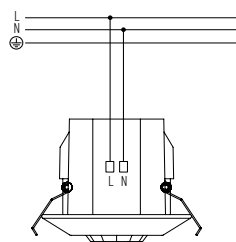
IP 20  **Bluetooth** CASAMBI



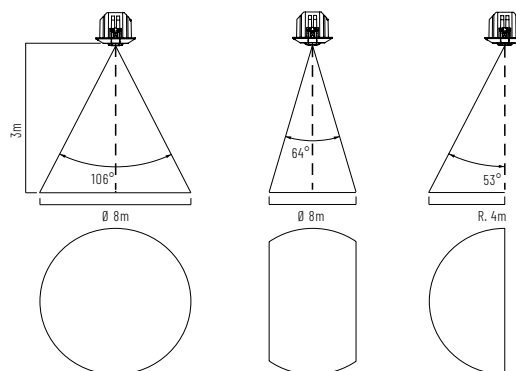
Cod.	Cod.
DIMKITBT	DIMKITBTP
<i>Recessed version sensor.</i>	<i>Ceiling version sensor.</i>

TECHNICAL NOTES

CONNECTION DIAGRAM



PRESENCE/MOTION SENSOR AREA



ACCESSORIES



- Wall-mounted wireless interface:
- Battery powered
 - Automatic wireless network
 - Wireless devices remote control
 - 4 presets
 - Dimmer +/-
 - Color temperature control

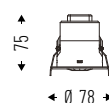
DIMTBT

DIMKIT HCL-BT

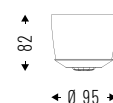
DIMKIT HCL-BT is an intelligent sensor that performs **PIR detection, daylight and automatic color temperature** control functions. With the **free app**, you can set latitude, date and time and call up one of the nine preset profiles for changing color temperature and brightness, depending on the context of use, or by creating a completely customized one. The **master sensor** controls up to **40 DALI devices and slave sensors**. The manual Bluetooth wall controls **HCLBTTD** can also be integrated.



DIMKITHCLBT



DIMKITHCLBTP

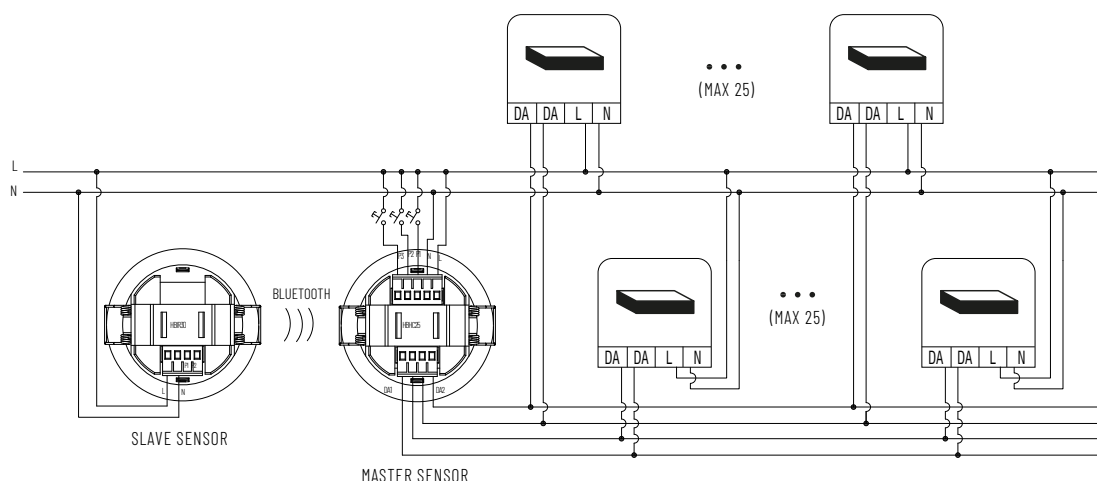


IP 20 Bluetooth® Koolmesh

Cod.	Cod.
DIMKITHCLBT	DIMKITHCLBTP
<i>Recessed version sensor.</i>	<i>Ceiling version sensor.</i>

TECHNICAL NOTES

CONNECTION DIAGRAM



ACCESSORIES



Bluetooth touch panel for wall mount.

HCLBTTD

STAND-ALONE ELEMENTS DALI

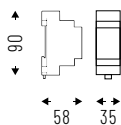
DALI PROTOCOL

In light management, the **Digital Addressable Lighting Interface, DALI communication protocol** is a standard for controlling lighting equipment. For **each DALI line** it is possible to control **up to 64 addresses and/or 16 groups**, managed **by button interfaces and/or PIR/daylight sensors** which, thanks to the programming of a specialized technician, allow greater lighting comfort in the workplace.



DIMAS

The **DIMAS power supply** is a **DALI compatible power supply module**, necessary to provide the control system with a power supply of 250mA. The power supply must be **mounted on a DIN rail**. Status LED lights up when powered.



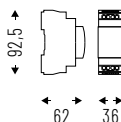
Cod.

DIMAS



DIMRM301CH

DALI overvoltage protected relay, compatible with DALI/DALI-2 protocols, with 1-channel actuator (switch) with DALI-2 input. Small in size, it is suitable for panel **mounting on a standard DIN rail**.



Cod.

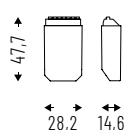
DIMRM301CH



STAND-ALONE ELEMENTS DALI

DIMXC

DALI push button interface with 4 independent inputs for potential-free contacts. Designed for the connection of **momentary action switches or push-buttons**. Operating mode and flow rate adjustable by means of 2 rotary selectors. 250mm cables included.



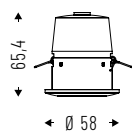
Cod.

DIMXC



SENSDR

Recessed multi sensor for small and medium-sized areas. PIR motion detection with ambient light control is powered via **DALI Bus**. Individual adjustment of parameters with software configuration.



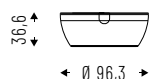
Cod.

SENSDR



SENSDP

Ceiling mounted multi sensor for small and medium-sized areas. PIR motion detection with ambient light control is powered via **DALI Bus**. Individual adjustment of parameters with software configuration.



Cod.

SENSDP



STAND-ALONE ELEMENTS DALI-2

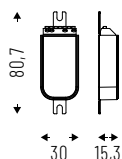
DALI-2 PROTOCOL

The **DALI-2** standard is the evolution of the DALI protocol, with the advantage of total **compatibility with the previous version**. It is possible to use DALI-2 drivers in lighting systems with DALI standards, just as it is possible to use DALI-2 modules or sensors combined with DALI drivers with the addition of new functions and applications for emergency lighting and color management.



DIMAS3

DALI-2 compatible power module, necessary to provide the control system with a 70mA power supply. The **excellent scalability** allows you to connect up to two DIMAS3 in each DALI-2 installation. The compact dimensions allow integration both in switchboard and in 503 box.



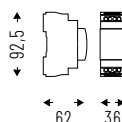
Cod.

DIMAS3



DIMRM301CH

DALI overvoltage protected relay, compatible with **DALI/DALI-2 protocols**, with 1-channel actuator (switch) with DALI-2 input. Small in size, it is suitable for panel mounting on a standard DIN rail.



Cod.

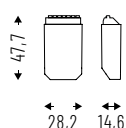
DIMRM301CH



STAND-ALONE ELEMENTS DALI-2

DIMXC2

DALI-2 push button interface with 4 independent inputs for potential-free contacts. Designed for connecting standard momentary action switches or push buttons. Compatible with all DALI-2 certified Application Controllers for lighting control (not compatible with the DIMKIT-13 system). 250mm cables included.



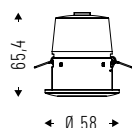
Cod.

DIMXC2



SENSD2R

Recessed multi sensor for small and medium-sized areas. PIR motion detection with ambient light control is powered via **DALI-2 Bus**. Individual adjustment of parameters with software configuration.



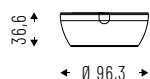
Cod.

SENSD2R



SENSD2P

Ceiling mounted multi sensor for small and medium-sized areas. PIR motion detection with ambient light control is powered via DALI-2 Bus. Individual adjustment of parameters with software configuration.



Cod.

SENSD2P



STAND-ALONE ELEMENTS

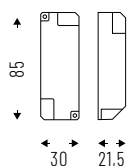
BLUETOOTH CASAMBI PROTOCOL

The Bluetooth-Casambi protocol allows to manage fixtures on the network through remote control from a dedicated app or through wireless sensors. The network can contain multiple nodes: each node can communicate with another within the bluetooth coverage area, up to a maximum distance of 50m. The safety of the system is guaranteed by encrypted protocols between individual Casambi units. All requests between devices are based on the user's network privileges and are uniquely authenticated.



DIMINW4CBT

Interface capable of converting the Wireless-Casambi DALI or 1-10V signal. Manages up to **40 devices** on **4 channels** in broadcast mode and communicates with **DALI DT6 devices**.



Cod.

DIMINW4CBT



GROOVE MEYER HEALTH CAMPUS - FIRENZE

Dare to be
real

Ours is living light because it succeeds in giving shape to ideas, visions, projects. And after all, this is what gratifies us and gives true value to our work: seeing Esse-Ci solutions applied in real settings.



SEMPLICE DELOITTE - LISBOA



SEMPLICE DELOITTE - LISBOA

TERES LV TERES IP66 PROFREEL PRIVATE RESIDENCE - SANT'ELENA







arlico

Arlico Ltd
18 Vancouver Wharf,
Southampton, SO19 7BN

Web: **arli.co**
E-mail: team@**arli.co**
Tel: +44 (0) 23 8202 2100